



This is a digital copy of a book that was preserved for generations on library shelves before it was carefully scanned by Google as part of a project to make the world's books discoverable online.

It has survived long enough for the copyright to expire and the book to enter the public domain. A public domain book is one that was never subject to copyright or whose legal copyright term has expired. Whether a book is in the public domain may vary country to country. Public domain books are our gateways to the past, representing a wealth of history, culture and knowledge that's often difficult to discover.

Marks, notations and other marginalia present in the original volume will appear in this file - a reminder of this book's long journey from the publisher to a library and finally to you.

Usage guidelines

Google is proud to partner with libraries to digitize public domain materials and make them widely accessible. Public domain books belong to the public and we are merely their custodians. Nevertheless, this work is expensive, so in order to keep providing this resource, we have taken steps to prevent abuse by commercial parties, including placing technical restrictions on automated querying.

We also ask that you:

- + *Make non-commercial use of the files* We designed Google Book Search for use by individuals, and we request that you use these files for personal, non-commercial purposes.
- + *Refrain from automated querying* Do not send automated queries of any sort to Google's system: If you are conducting research on machine translation, optical character recognition or other areas where access to a large amount of text is helpful, please contact us. We encourage the use of public domain materials for these purposes and may be able to help.
- + *Maintain attribution* The Google "watermark" you see on each file is essential for informing people about this project and helping them find additional materials through Google Book Search. Please do not remove it.
- + *Keep it legal* Whatever your use, remember that you are responsible for ensuring that what you are doing is legal. Do not assume that just because we believe a book is in the public domain for users in the United States, that the work is also in the public domain for users in other countries. Whether a book is still in copyright varies from country to country, and we can't offer guidance on whether any specific use of any specific book is allowed. Please do not assume that a book's appearance in Google Book Search means it can be used in any manner anywhere in the world. Copyright infringement liability can be quite severe.

About Google Book Search

Google's mission is to organize the world's information and to make it universally accessible and useful. Google Book Search helps readers discover the world's books while helping authors and publishers reach new audiences. You can search through the full text of this book on the web at <http://books.google.com/>



RADCLIFFE COLLEGE LIBRARY

ARTHUR AND ELIZABETH

SCHLESINGER LIBRARY

ON THE

HISTORY OF WOMEN IN AMERICA

GIFT OF

Eleanor Ransom Mayhew, 1926

Elshar Kauron Haghe
May 12 - '50

**Marion Harland's
Complete Cook Book**

Marion Harland's Complete Cook Book

**A PRACTICAL AND EXHAUSTIVE MANUAL OF
COOKERY AND HOUSEKEEPING**

CONTAINING

**THOUSANDS OF CAREFULLY PROVED RECIPES—PREPARED FOR THE
HOUSEWIFE, NOT FOR THE CHEF—AND MANY CHAPTERS
ON THE CARE AND MANAGEMENT OF THE HOME—
THE FINAL EXPRESSION OF HER
LIFE'S EXPERIENCE**

By MARION HARLAND

**Author of
Common Sense in the Household, Etc.**

NEW EDITION, REVISED AND ENLARGED

June 1.50

**THE MARION COMPANY
ST. LOUIS**

6:41.3

1:31m

COPYRIGHT 1903
THE BOES-MERRILL COMPANY

JUNE

COPYRIGHT 1906
THE BOES-MERRILL COMPANY

MARCH

PRESS OF
BRAINWORTH & CO.
BOOKBINDERS AND PRINTERS
BROOKLYN, N. Y.

TABLE OF CONTENTS

| | PAGE |
|---|------|
| MARKETING | 3 |
| CARE OF HOUSEHOLD STORES | 6 |
| KITCHEN UTENSILS | 9 |
| CHEMISTRY IN THE KITCHEN | 12 |
| CARVING | 15 |
| SERVING AND WAITING | 18 |
| AMONG THE LINENS | 23 |
| THE CHILDREN | 25 |
| DIET AND DIGESTION | 28 |
| THE IMPROMPTU LARDER | 32 |
| FAMILIAR TALK | |
| BREAKFAST | 34 |
| BREAKFAST FRUITS | 38 |
| BREAKFAST CEREALS | 42 |
| BREAKFAST BREADS | 46 |
| HOT BREAKFAST BREADS | 54 |
| QUICK BISCUITS | 61 |
| MUFFINS AND THEIR CONGENERS | 63 |
| WAFFLES | 65 |
| GRIDDLE CAKES | 66 |
| BREAKFAST BREADS OF INDIAN MEAL | 71 |
| DIVERS KINDS OF TOAST | 75 |
| EGGS | 78 |
| FAMILIAR TALK | |
| WHO RULES THE HOME | 89 |
| FISH FOR BREAKFAST | 93 |
| FAMILIAR TALK | |
| WHERE WE EAT | 97 |

| | PAGE |
|--|------|
| BREAKFAST MEATS | 110 |
| BREAKFAST BACON | 110 |
| TRIPE | 114 |
| BEEFSTEAK | 116 |
| KIDNEYS | 118 |
| SWEETBREADS | 120 |
| LIVER | 122 |
| CHICKEN | 123 |
| OTHER BREAKFAST MEATS | 126 |
| BREAKFAST GAME | 129 |
| BREAKFAST VEGETABLES | 131 |
| FAMILIAR TALK | |
| WITH MARTHA IN HER KITCHEN | 137 |
| THE FAMILY LUNCHEON | 143 |
| LUNCHEON DISHES | 145 |
| FAMILIAR TALK | |
| LIVING TO LEARN | 183 |
| CROQUETTES | 188 |
| WITH THE CASSEROLE | 194 |
| CHEESE DISHES FOR LUNCHEON | 198 |
| THE TOAST FAMILY | 205 |
| LUNCHEON VEGETABLES | 207 |
| SANDWICHES | 214 |
| TEMPTING PREFIXES TO LUNCHEON | 221 |
| SALADS | 224 |
| LUNCHEON FRUITS, COOKED AND RAW | 241 |
| SWEET OMELETS | 247 |
| FAMILIAR TALK | |
| WITH THE NOMINAL MISTRESS OF THE HOUSE | 249 |
| LUNCHEON CAKES | 258 |
| FROSTINGS FOR CAKES | 278 |
| VARIOUS FILLINGS FOR CAKES | 279 |
| GINGERBREADS | |
| SMALL CAKES | |
| THE DOUGHNUT AND CRULLER FAMILY | |
| FAMILIAR TALK | |
| A FRIENDLY WORD WITH "OUR MAID" | |

CONTENTS

vii

| | PAGE |
|--|------|
| DINNER | 300 |
| SOUPS | 303 |
| BISQUES | 314 |
| CREAM SOUPS | 318 |
| VEGETABLE SOUPS WITH MEAT | 322 |
| VEGETABLE SOUPS WITHOUT MEAT | 328 |
| FISH SOUPS | 333 |
| FISH | 337 |
| SAUCES FOR FISH AND MEAT | 353 |
| FAMILIAR TALK | |
| IS IMPROMPTU HOSPITALITY A LOST ART | 361 |
| MEATS | 367 |
| BEEF | 367 |
| VEAL | 377 |
| MUTTON | 385 |
| MEAT AND POULTRY PIES | 388 |
| PORK | 395 |
| POULTRY | 400 |
| TURKEY | 400 |
| DUCKS | 404 |
| CHICKENS | 405 |
| GEESE | 413 |
| GAME | 415 |
| DINNER VEGETABLES | 427 |
| EVEN THREADED LIVING | 498 |
| SWEETS OF ALL SORTS | 503 |
| PIES | 503 |
| HOT PUDDINGS | 518 |
| BAKED PUDDINGS | 528 |
| PANCAKES AND DUMPLINGS | 548 |
| SOME PUDDING SAUCES | 551 |
| COLD PUDDINGS AND CUSTARDS | 555 |
| WHIPPED CREAM DISHES | 558 |
| BLANC MANGE | 563 |
| FRUIT DESSERTS | 576 |
| ICE CREAM AND ICES | 580 |

| | PAGE |
|---|------|
| HOME-MADE CANDIES | 590 |
| AFTERNOON TEA | 604 |
| SOME DAINTIES FOR AFTERNOON TEA | 610 |
| STEWED FRUIT, PRESERVES, FRUIT JELLIES, ET CETERA | 617 |
| PICKLES | 633 |
| CATSUPS, ET CETERA | 648 |
| THE HOME BREW | 652 |
| FORMAL BREAKFASTS AND LUNCHEONS | 663 |
| CONCERNING DINNER GIVING | 668 |
| SOME STUDIES OF COLOR IN FAMILY DINNERS | 673 |
| AN EVENING RECEPTION AND CHAFING-DISH SUPPER | 676 |
| FAMILIAR TALK | |
| COMMON SENSE AND "ETIQUETTE" | 681 |
| CANNED GOODS | 684 |
| "HANDY" HOUSEHOLD HINTS | 693 |
| FINAL FAMILIAR TALK | |
| EMERGENCIES, BROKEN CHINA, ET CETERA | 715 |
| SOME CULINARY TERMS | 719 |
| FOR READY REFERENCE | 724 |

**Marion Harland's
Complete Cook Book**

DEDICATORY PREFACE

To My Fellow Housekeepers, North, East, South and West:

THIRTY-ONE years ago I wrote, dedicated to you, and sent to press, COMMON SENSE IN THE HOUSEHOLD.

The daring step was taken in direct opposition to the advice of all who knew my purpose. I was assured that I should lose the modest measure of literary reputation I had won by novels, short stories and essays if I persisted in the ignoble enterprise.

One critic forewarned me that "whatever I might write after this preposterous new departure would be tainted, for the imaginative reader and reviewer, with the odor of the kitchen."

He may have been right. I do not know nor do I care whether his judgment or mine was the better. I gave my first cook-book to you because I knew from my own experience, as a young, raw and untaught housekeeper, that you needed just what I had to say. The hundreds of thousands of copies which have been sold, the thousands of grateful letters received from my toiling sisters, testify to that need and that to me was appointed the gracious task of supplying it.

Under the impulse of a conviction as solemn and as strong I offer you now a work embodying the best results of mature Housewifery. Or, as I would rather name it, Housemotherhood. Before I put pen to paper I stipulated that the contract with the publishers of THE COMPLETE COOK BOOK should contain a clause forbidding me to prepare and issue any book of a similar character during the next ten years.

Whatever I have to say to you through the medium of a bound volume in all these years must be said here.

I have had this thought in my mind with the writing of every

In every page, in every line, in every word I have done

my best to serve you. I know you well enough to be assured that you will not forget this. If such a thing might be I would have every dish compounded according to my directions a souvenir to each of you of one who has given thirty-odd of the best years of a busy life to the task of dignifying housewifery into a profession, and ennobling the practice of it in your eyes.

For the fair degree of success which has followed these efforts I am thankful. Thankful, too, to those of you whose appreciation of my aim and my work has held up weary hands and stayed the failing heart.

This talk, made purposely as "familiar" as if I were face-to-face with each of you, is not a valedictory, but an *au revoir*. The book in your hands contains the gleanings of an active decade. Housewifery keeps pace with other professions in the swinging march of an Age of Wonders. I have faith in it and in myself to believe that I shall go on with the fascinating work of accumulating. I add, hopefully, I have also faith in you that, in the future as in the thirty years overpast, you will aid me in that accumulation.

MARION HARLAND.



MARKETING

MUTTON and **BEEF** may be called the Marketer's Perennials. They are in season all the year round.

In buying mutton see that the fat is clear, very firm and white; the flesh close of grain, and ruddy. Buy your meat fresh, even if you mean to hang it in the cellar for a week—or longer in cold weather. "Begin fair!"

The best cuts of mutton are loin, saddle and leg. French chops are cut from the rib, the fat taken off and several inches of the bone cleaned from meat. They are nice to look at, good to eat—and expensive. You can do the trimming at home when you have once seen it done and save the extra cent or two paid for the word "French." Loin chops are cheaper and usually more tender and better-flavored.

A more economical piece than the leg for the housewife who does her own marketing is the fore-quarter. You can bone and stuff part of it for a roast; the chops are almost as good as those cut from the loin, and the bones, when removed, make good stock for broth. The meat is really more juicy and sweet than that of the leg, and the cost from two to three cents a pound less.

LAMB is in season from May to November. What is sold under that name in winter is undersized mutton, and usually tough and dry.

BEEF—the Englishman's main-stay—is quite as important in the American kitchen. Seek, in purchasing, for rosy, red meat, "shot" with cream-colored suet, dry and mealy, and a good outer coat of fat. Press the meat hard with the tip of your thumb. If it be flabby, and after yielding to pressure, retains the dent, let it alone.

The rib roast is a choice cut. It is more comely when the bones are removed, the meat rolled and bound into a round. In which case insist upon having the trimmings sent home. You pay for them, and, when you order soup-meat, for that as well. Have the bones cracked, buy one pound of coarse lean beef for perhaps ten cents, and you have foundation for a good gravy soup, or stock enough for several hashes and stews.

The round costs about two-thirds as much as a rib-roast and half as much as a sirloin, and serves admirably for *à la mode* beef, or a pot-roast.

The sirloin steak is far more economical than a porterhouse. Remove the bone before cooking. This cut often contains really more of the coveted tenderloin than the porterhouse, and the rest of the steak is more tender, as a rule, than the dearer cut. Have the steak cut at least an inch thick.

Summer FRESH PORK is less desirable than winter lamb. It should be barred from the market after the first of May, and not allowed there before December first, if then. The lean should be pink, the fat pure white and solid, the skin like white, translucent parchment. That it is cheap and "goes far" recommends it to many people.

The chine, the spareribs and loin are the best cuts for roasting. Pork chops are popular, and pork tenderloins much affected, even by epicures. Children and invalids should never touch unsalted pork at its best estate.

VEAL comes into market earlier than genuine spring lamb, and is seasonable all the summer through. Be sure it is not that most objectionable variety of what is rated by dieticians as a decidedly objectionable meat—known in slang usage as "bob-veal." No calf should be slaughtered until at least six weeks old. The meat should be a clear, pale red, the fat very white, the texture firm. Veal may be innutritious, but the knuckle and, indeed, all the bony parts are invaluable for soups, containing much gelatinous matter. The breast, the fillet and loin are the most popular roasting pieces. Veal chops are really better eating and cheaper than the cutlet, and should be better known to the frugal housewife.

A calf's head, scraped free of hair and well-cleaned, may be bought in country markets for fifty cents, and can be made into a dainty dish fit for John and John's unexpected friend.

Sweetbreads are an acknowledged delicacy, and liver, properly cooked, will be approved by all.

By the way, lamb's liver costs less than calf's liver, and is more toothsome.

In choosing **POULTRY**, slip your bare forefinger under the wing where it joins the body and press hard with the nail. If the skin breaks easily, the fowl is probably young. Then try the tip of the breast-bone. If the cartilage gives readily and springs back slowly, the signs are still favorable. Next, look for hairs on the body and hard horny scales on the legs; for scrawny necks and a livid hue in the flesh—all unfavorable indications. Tough fowls should be cheaper far than tender. If your market-man calls them frankly "fowls," commend his honesty, and if you contemplate a fricassee or chicken pie, reward his integrity by a purchase. Chickens may be "fowls," yet good,—that is, nourishing and amenable to judicious "tendering."

A veteran housewife, with a reputation to support, tells me she has but one method of securing really excellent meats for her table: "When a market-man sells me tough flesh, or superannuated poultry, or ancient fish, I give him warning. At the second offense, I transfer my custom to another dealer. The rule works well!"

It is especially useful when one would be certain of getting **FRESH FISH**. Now that fish and oysters are bedded in ice until the wildest connoisseur may be mistaken in their age, it behooves the housemother to know, first of all, that she is dealing with a man with a conscience as free from reproach as she would have her halibut, salmon and oysters.

CARE OF HOUSEHOLD STORES

APPLES, POTATOES, TURNIPS, CARROTS, BEETS, etc., if stored in bins or barrels, should be picked over every week. The defective should be thrown away, and if there be any sign of sweating, the good should be spread out on the floor for a day or two to dry before they are repacked. Fruit should be handled with care. Bruises are incipient decay.

Particularly **FINE FRUIT**—apples and pears—should be wrapped, each separately, in soft, unprinted paper and, when packed, covered with fine, dry sand. Thus protected, they will keep plump and sweet for months, and need no overhauling meanwhile.

When practicable, keep **VEGETABLES** in large quantities elsewhere than in the cellar under your dwelling. Putrefying roots, cabbages and apples were responsible for much of the winter and spring diseases that puzzled our forefathers and mothers. Even now many a farmhouse reeks with “cellar smells,” as subtle and dangerous as sewer gas.

Keep **EGGS** in a cool place, yet not where they will be liable to freeze. If you store them in large quantities, pack in dry salt, the small end down. As an additional precaution, grease the shells, and pour melted lard upon the topmost layer of salt.

DRIED BEANS AND PEAS should be kept in wooden or tin boxes with close tops.

Have canisters with tight lids for **COFFEE AND TEA**, and keep them shut. Coffee loses strength and flavor when exposed to the air. Tea softens and molds.

In buying **CRACKERS** give the preference to those packed in tin cases. If they come in paper boxes, set these in tin receptacles or in stone crocks with snugly fitting tops. Never throw away a tin cracker-box. It is always useful.

After **CHEESE** is cut, wrap in tin-foil, or in soft (unprinted) paper and keep in tin, or in stoneware.

CRUSTS, BITS OF TOAST, BROKEN CRACKERS AND STALE SLICES of bread should be kept in the kitchen closet until perfectly dry; then set in a moderate oven for an hour before crushing them with a rolling-pin. Keep these crumbs in a glass jar with a close top. They are invaluable for breading chops and croquettes, and for scallops.

Brown FLOUR by the quantity, and when cool put into glass jars ready for use.

SALT cakes and hardens in damp weather. Store it in your warmest and driest pantry. In very wet weather mix a little corn starch with that you put into the table salt-cellars.

FLOUR can not be kept too dry, nor can **INDIAN OATMEAL**, and all kinds of **SUGAR**. **PULVERIZED SUGAR** is as susceptible to humidity as salt. Tin boxes are absolutely necessary for keeping it tolerably free from lumps.

SPICES, PEPPER AND DRIED HERBS must also be shut up closely, and never be kept in open receptacles. Some brands of **BAKING-POWDERS** actually effervesce when exposed for days at a time to the open air. All are injured seriously by such exposure.

For all these staples and ingredients, have closely-fitting lids—*and keep them on!*

Store **DRIED FRUITS** in stone jars with covers; **CANNED FRUITS AND PICKLES** in glass jars; tumblers of **JELLY AND MARMALADE** should be kept in the dark. The light acts chemically upon the contents. If your storeroom be light, wrap jars and tumblers in thick paper tied on with strings.

As soon as **MEAT** comes home from market remove every bit of the brown paper enveloping it, and lay upon a clean dish near the ice—never upon it. **FISH** does not suffer from contact with ice. Meat does, becoming flabby and viscid. If your refrigerator is so arranged that you can hang the meat up, that the air can get at all sides of it, it will keep far better than when laid on a platter.

A good meat preserver is a box, as large as you can make room for in the refrigerator, the top and bottom of which are of wood,

the sides of wire netting. Stout hooks are screwed into the inside of the top, and one of the netted sides is hinged, like a door. MEAT hung in this box will remain untainted and sweet much longer than when hung upon the side of the refrigerator. If you have a cool cellar, keep the meat box, thus prepared, upon a shelf in the darkest corner. The netting excludes insects, yet allows the air to enter, and by drying the surface forms an impervious coating which will keep in the juices.

Get large tin boxes for BREAD AND CAKE. Scald them frequently, drying thoroughly in the sun, and have clean, dry cloths in which to wrap each fresh batch of cake and baking of bread and biscuits.

It is an excellent plan to make cotton bags in which to put LETTUCE, CELERY, TOMATOES, SPINACH and other green things you wish to store in the refrigerator. The shelves and ice-box are kept clean, the esculents fresh. Many housewives have adopted the expedient within a few years, and none has abandoned it after a trial. The bags are of coarse, light cotton cloth, or of cheesecloth, and go into the weekly wash.

TABLE BUTTER, wrapped in dampened cheesecloth squares, keeps sweet and firm. These squares are as large as a child's pocket handkerchief, and hemmed to prevent raveling. Half a dozen will last a year, unless the "hired gurrel" takes them for dish-cloths.

BUTTER, made into balls for the table, should be kept in a bowl of cold water in the refrigerator, and the water changed every morning.

Keep in your own mind, and so far as you can, impress upon the conscience of servants, that whatever has been once in the refrigerator must be returned to cold storage, unless used. Meats soften and taint, butter turns rancid, fruits and vegetables decay when this precaution is neglected.

KITCHEN UTENSILS

It is not my purpose to discourage the housewife by a list of culinary furniture.

The readers of "Uncle Tom's Cabin" may recall that Mr. St. Clair declared the evolution of irreproachable course dinners through such means as his negro cook employed in a smoky little kitchen with scanty store of pots and kettles—to be "nothing short of genius." I have, before now, visited kitchens environed with pot-closets, where hung a glittering assortment of every conceivable patented "indispensable"—and sat down in the dining-room to greasy, watery soups, scorched meats, soggy bread and curdled custards.

It is well to have a plentiful supply of tools. If there be not sense and skill behind them, failure is a foregone conclusion.

The object of this brief chapter is to tell our housemothers how to keep such pots and kettles, griddles and pans in working order, and how to make them last a reasonable time.

To begin with—get good ware. The clumsy iron vessels that gathered grime and soot over the fires kept up by our granddames have been pushed aside by lighter and cleaner utensils of various sorts. Coppers—that must be as bright outside as they were within, and gathered unto themselves murderous verdigris, if not cleaned before each using, with salt and scalding vinegar—were banished, and righteously, long ago, in favor of galvanized, porcelain, granite, agate-iron and nickel-steel-plated wares that neither rust nor green-mold. These wares are as easily kept clean as stone china, and if less durable than iron and copper that descended from mother to daughter and even down to the third generation, last reasonably well when properly handled.

Pots, kettles and the like should be *set* upon the range—not

thumped and banged. A nicked cooking utensil is a disgrace to the handler thereof.

Cracks and scaling-off are still oftener the result of sudden overheating and of allowing an empty vessel to stand over the fire. The teakettle boils dry, the soup seethes and simmers until bones and meat stick to the bottom of the pot. To complete the wreck, the ignorant or indifferent cook snatches off the misused utensil and runs with it to the sink, turning the cold-water faucet upon the heated metal. Yet the mistress marvels at the semi-yearly necessity of replenishing kitchen tools!

Never put away a vessel which is not both clean and dry. Wash with hot water, good soap, and household ammonia. Use mop and soap-shaker, if you would spare your hands and do justice to bottoms, seams and sides of pot and pan. Rinse off the suds, wipe and set, upside down, upon the range for thirty seconds to make assurance doubly sure.

Hang up everything that furnishes the semblance of a loop by which it may be suspended. And always in its own place, so that you could find each in the dark.

Cover the shelves of the crockery closet with strips of scalloped oilcloth that come for the purpose, and the shelves on which you keep metal pie-plates and pans with stout paper, pinked at the edges.

If you use tin milk-pans, have them seamless, scald daily with boiling water into which you have stirred a little baking soda, rinse with pure water and stand in the sun.

Wooden ware should be scrubbed with a clean, stiff brush and soda-and-water, rinsed well, wiped and dried near the fire or in the open window.

Buy three qualities of dish-towels—the finest for glass, silver and china; the second best for crockery used in kitchen work; the third for heavy kettles, griddles, etc., and have them washed every day. Even when no grease adheres to them they have a musty odor if used several times without washing.

Rub gridirons and griddles with dry salt before each using, wiping it off with a clean towel.

Never undertake to polish your stove until it is quite cold, and do not rekindle the fire too soon when the polishing is done.

Next to the range, or stove, the sink is the most important feature of the kitchen.

"Let me see a woman's sink, and I will tell you what sort of a manager she is!" was the saying of a shrewd housemother who had seen much of life and of cooks.

The waste-pipe should be flushed every day when the water in the boiler is hottest. During the flushing two tablespoonfuls of strong ammonia should be poured down the grating over the waste. Once a week in summer add a handful of crushed washing-soda. *And keep the sink, itself, clean all the time!*

Grease should never accumulate upon the sides and in the corners; tea leaves and other debris never be clotted over the vent.

A stout whisk-brush must hang above the sink and be used freely in scrubbing it. When the whisk becomes stained and flabby, burn it up and get another. A dirty brush, mop or dish-cloth makes—not removes—dirt.

Follow these directions, and if the outer drain-pipes are properly built, you will have no occasion to employ disinfectants and deodorizers.

The old New England kitchen was the family sitting-room in winter, and in thousands of farm-houses, this is still the custom. Since no device can make the sink and its appurtenances ornamental, or passably comely, have a tall folding screen that may be drawn in front of it when the day's work is done. The mistress who never sits in her own kitchen, but wishes that her maids should have a pleasant resting-place in the evenings, may offer the screen for their use. The better class of "girls" will appreciate the kindly thought.

CHEMISTRY IN THE KITCHEN

HERE again I shall be brief and practical. Nobody would read this page were I to prate learnedly (apparently) of proteids, phosphates, dextrine, hyposulphites and computed chemical and dietetic values. The purpose of the honest cook-book is to help, not hinder.

A few facts relative to chemical effects and changes in everyday cookery should be tabulated.

For example, the mission of the much-used and oft-abused bicarbonate of soda—familiarly called “baking-soda”—is imperfectly apprehended by those who handle it most frequently. The average cook does this handling heavily. “Soda makes bread and biscuits rise,” is the sum of her knowledge and the aim of her practice in this direction.

Soda should be measured as accurately as if it were a potent drug, and never used except in combination with an acid. Even then, lean to the side of mercy in measuring. One even teaspoonful of soda to two rounded teaspoonfuls of cream of tartar, one even teaspoonful of soda to two cupfuls of buttermilk, or “bonny clabber,” one even teaspoonful of soda to one cupful (one-half pint) of molasses, cause what may be considered an equitable effervescence, liberating gases that lighten dough and batter without making them unwholesome. The “greeny-yellow” streaks in farmhouse quick biscuits are poisonous, but the alkali is not in fault. Soda should never be driven in single harness.

The first stage of incipient decomposition is acidity. If, when a slightly-suspected fowl or cut of meat is to be boiled or stewed, a teaspoonful of soda be thrown into the pot as soon as the boil begins, violent effervescence will attest the presence of the dis-

turbing acid. This subsiding will leave the meat free from unpleasant taint.

Beefsteak and chops, which are just a trifle "touched," may be restored to sanity by a bath of soda and water, well rubbed in. Butter that has suffered in quality through the neglect of the maker in not working all the milk out may be made tolerable for kitchen use by working it over in iced water in which a little soda has been dissolved. After which the butter should be wrapped in a salted cloth with a lump of charcoal in the outer fold.

Ammonia is another beneficent agent in correcting natural or artificial deficiencies. A bottle of household ammonia should be as invariably an adjunct to the kitchen sink and that of the waitress's pantry as the soap-dish. It "kills" grease by a chemical combination with it, and lends luster to silver by the same.

Dry soda, laid upon a burn or scald, heals, but not merely by excluding the air. Flour would do that as well. The alkali acts directly upon the decomposing skin and vitiated juices of the flesh. The sting of a bee, wasp or hornet is formic acid; that of a mosquito something akin to it. Ammonia, applied instantly, neutralizes the venom and eases the smart.

In the composition of salad dressing, stirring the oil, vinegar, salt, pepper and dash of mustard together, long and skilfully, makes a chemical emulsion smoother and more palatable than the hasty slap-dash mixture too often served as "French dressing."

Bread-dough which has begun to sour can be brought to terms by working into the batch a little saleratus dissolved in boiling water, which is then allowed to become lukewarm before it is kneaded faithfully through the dough. A like solution should be beaten hard into griddle-cake batter that has a pungent smell.

Vinegar and lemon juice are invaluable aids in the business of "tendering" tough meats. Beefsteak, covered for some hours with vinegar or lemon juice, and olive oil, is made eatable by the action of the acid upon the fibers which are further "supplied" by the oil.

Vinegar put into the water in which a fowl or mutton is boiled will serve the same purpose, and a dash of vinegar in boiling fish removes the strong oily taste that would otherwise cling to it

Powdered alum stirred into turbid water—an even tablespoonful to four gallons—will cause a precipitate and a settlement. The clear water may be drawn off cautiously and used for washing and even for drinking, having no perceptible taste of the alum.

A bag of powdered charcoal sunk in a pork barrel will keep the brine sweet through the winter, without blackening it or the meat.

Javelle water, invaluable for removing mildew and rust-stains, may be made at home in the following manner:

Place four pounds of bicarbonate of soda in a large granite or porcelain-lined can, and pour over it four quarts of hot water.

Stir with a stick until the soda has dissolved, add a pound of chloride of lime and stir until this also has dissolved.

Allow the liquid to cool in the pan, strain the clear portion through thin cloths into wide-mouthed bottles or jugs and cork tightly for use.

The part that contains the sediment may also be bottled and used for cleaning sinks, kitchen tables, etc.

An excellent detersive for cleansing and sweetening a kitchen sink is washing soda. Dissolve a couple of handfuls in hot water and when boiling hot pour down the drain.

To prevent oil-lamps from smoking or giving forth a disagreeable odor, boil the wicks in vinegar, then dry in the sun.

CARVING

THE present mode of serving meats after the manner of the table d'hôte—the carving done in the kitchen, and the results placed upon the platter to be served to the guests by butler or waiter—has in large measure done away with the demand for hints to the master or mistress of the home upon the art of carving. To those who adhere to the earlier custom, directions can be merely outlines; for the single means by which one may become an adept as a carver is in the repeated practice which is required for skill in any work of manipulation.

A prerequisite to carving is appropriate implements. The knife, the edge of which has been dulled upon the bread-board, or hacked in the offices of the kitchen, where it has been employed as the scullion's tool, may puncture and tear, but it will not carve. In the hand of even the most skilful it is exasperation.

The mistress of the home owes it to the head of the table, as well as to the ease of mind of her guests, to see that the carving set—the knife and its companion fork—shall be in the best condition for their work.

To carve a roast of beef

This will depend upon the form in which the roast is placed upon the platter. If it include several ribs, furnishing sufficient room for a base of bone, it may be so put before the carver that he may cut perpendicularly in thin slices, passing the knife in a line parallel with the ribs. If, however, the roast be laid upon the side, as is usual, the same direction is to be observed as to the cutting in lines parallel to the ribs.

Where a tenderloin roast is to be carved—having but the one large bone which divides the tenderloin from the more solid portion—there is little choice whether the knife is drawn with or transversely to the grain: the tenderness of the meat is assured in either case. It may be more convenient to sever entirely the tenderloin from the firmer part of the roast before beginning to slice. This will leave the carver at liberty to serve a portion of each quality of the meat to every guest, as the tenderloin may not be of sufficient size to serve to all.

To carve a leg of lamb or mutton

If the small ribs—which are generally taken off for chops—are left with the leg, the carver is free to ask the preference of each guest for the rib or solid slice. The chops may be detached by drawing the point of the knife between the ribs, and—if the butcher has properly done his part—in severing the light cartilage at the backbone, as in parting vertebræ. The fleshy portion of the leg will be more tender if cut in slices at a right angle with the bone, as one would carve a ham; that is, across the grain. Some carvers, however, prefer to cut lamb or mutton with the grain, as it enables them to serve a portion more or less thoroughly cooked, according to the preference of those to be helped. These directions apply equally to carving a haunch of venison.

To carve poultry

The fowl—whether turkey, chicken or duck—should be placed on its back upon the platter. This will permit the carver to transfix the breastbone firmly with the fork; for, upon the stanchness of the hold here will depend the success of all further operations. The wing from the nearer side should first be severed by a gash of the knife underneath the socket. This, if the fowl be tender, is easily accomplished with a single cut. The first and second joints of the leg may next be separated, and the second or upper joint removed from its junction with the body, as was the wing. This is easily effected by a slight cut and pres-

sure of the bone outward. The sidebone may be taken off by running the blade directly along the backbone; for it adheres only by a filament of skin and the soft fat that attaches to it on this line.

These joints having been taken off, the breast is now entirely exposed, and further carving is a very simple matter. The removal of the leg has laid bare the cavity, from which the dressing may be lifted with a spoon, and the cutting of a few slices from the breast, near the neck, will open the crop with the stuffing usually placed there to plump the fowl. The main joint and the pinion of the wing may be severed by cutting the cartilage at the junction of the two bones.

To carve fish

There is an art in carving fish, and it is confined to a single direction. It is to open with a knife at the back, drawing the blade the whole distance from head to tail just above the backbone, and pressing the meat loose from its fastening. Portions may then be served by cutting transversely with the backbone. Fish so carved is freed from the intricate mass of small bones which are sure to mingle with the flesh if it be cut in any other way. The head, if not already removed, should first be taken off, and the collar or shoulder-bone lifted from the fish.

SERVING AND WAITING

IF a butler be engaged to do the family serving and waiting, he understands his business, or he should not apply for the place. The rules written out here are for the benefit of households where but one or, at the most, two maids are kept. I assume that the waitress takes charge of the table after the mistress has once shown her how it is to be set.

By the way, I hope you call her a "maid," not a "girl." The latter word has been so rubbed and soiled by persistent usage on the part of domesticated foreigners, who shed the name of "servant" as soon as they stamp upon American soil, and by the handling of would-be "genteel" housewives, that people of refinement hesitate to touch it. What the old-fashioned New Englanders called "hired help" would shake the dust off the soles of the shoes they are not yet quite used to wearing, were you to allude to them as "servants." "Maid" sounds well, bearing to their tickled ears a certain dignity not unsuited to their new estate.


Beginning with the first meal of the day, we will suppose a cereal, fruit, one dish of meat, bread and butter, potatoes, hot muffins, tea and coffee—a typical American breakfast, in fact.

A fruit-plate, holding a doily, on which is a finger-bowl half-filled with water, cold in summer, tepid in winter, is set for each person. If fruit that requires paring or cutting is to be eaten, lay a fruit-knife on the plate. If oranges are served, add an orange-spoon. At the right of the plate are the water tumbler, a knife, with the sharp edge toward the plate, and a cereal-spoon, bowl upward. At the left should be the bread-and-butter plate, the fork, tines upward, and a folded napkin.

In front of each plate are a pepper-cruet and a salt-cellar.

In the center of the board have a bowl of flowers, or something

green and growing, all the year round. At the foot, carving-knife and fork, a steel or other "sharpener," and a tablespoon; unless you have a polished table, cover it with a neat breakfast-cloth, using napkins ("serviettes") to match. If your table-top be at all presentable, lay a hemstitched or embroidered square of linen—sold as a "breakfast or luncheon square"—in the center, and under each plate a doily of the same style. A thick mat to protect the varnish against the heated meat dish; a carafe, or glass pitcher, of ice-water on each side of the table, and the tea and coffee equipage at the head, complete the preparations for serving.



The basket, or dish of fruit, is handed from the sideboard where are arranged tablespoons, the glass or silver tub of broken ice to replenish glasses, and, if there are no carafes on the table, a pitcher of iced water, with a relay of knives and forks in case an extra supply should be required on account of accidents.

At the last minute, before the mistress is told at the sitting-room door that "breakfast is on," the glasses are filled with iced water, a firm ball of butter and a freshly-cut slice of bread are laid upon the small plate at the left of each place.

When the family and guests are seated, the waitress, dressed in a neat gingham or print gown, a clean apron, with *bretelles*, bib and full skirt, and a white cap pinned above orderly hair (not used to cloak unkempt elf-locks), passes the fruit basket or dish to the mistress of the house from the left side; then to each person at table.

The fruit eaten, let the waitress, beginning as before, at the head of the table, take from the right side of each person, plate, knife and spoon in one hand, finger-bowl in the other, and remove to a side table, or to the "waitress's pantry," where they are to be washed. Never pile plates and saucers upon one another, or upon a tray. The habit is slovenly and lazy. Still more displeasing is the scraping of plates at the side table, or within hearing of the eaters.

If the cereal be cooked, it is usually served by the mistress of the house. In this case set the hot dish upon a mat beside or before her, when you have put a cereal saucer with a plate under it before each person. Have a tray, with a napkin or doily within it, ready to receive each saucer as it is filled; offer to the eaters from the left, and when all are served pass sugar and cream on the tray.

When the cereal has been discussed, remove first the dish, then the saucers, and bring in hot plates, quickly and dexterously setting one before each person. They should have been warmed through slowly in the kitchen, but not be so hot as to draw the varnish through the doilies. Next set the dish of hot meat, chicken or fish, in front of the carver. As each portion is laid upon a plate, the plate is set upon the tray you hold. Taking the plate in your hand when you reach the mistress of the house, set it down before her from the *right*.

There need be no confusion in this much-debated question of "left and right" if the waitress will bear in mind one simple rule:

When plate, cup or other article is to be taken from the tray by the eater, or he is to help himself from an offered dish, the waitress must stand on his left, that he may use his right hand freely. What the waitress puts upon the table with her own hand must be done from the right.

For example, the plate with meat on it is set down from the *right* of the person who is thus served. He takes his cup of coffee and helps himself to sugar and cream from the *left*.



Before the waitress leaves the breakfast-room for the pantry, if she does not remain throughout the meal, let her replenish glasses with water and ice, pass bread or muffins a second time, and if cups are emptied, offer her tray to take them back to the head of the table to be refilled. Should she begin to wash plates and saucers in the adjoining pantry to save time, let this be done very quietly. The rattle of china is not a musical accompaniment to table-talk.

The manner of setting the table and waiting at luncheon is

substantially the same as at breakfast. Dinner demands certain variations, while the general principles are the same.

The waitress of to-day has a dinner uniform, decorous in all, becoming to a large majority of women. She wears a black gown, deep white cuffs and collar, and an apron of finer material and somewhat more ornate in fashion than in the forenoon.

Under the damask table-cloth is laid a covering of felt made for this purpose—sold as “table-felt,” or a “silence-cloth.” The linen cover lies more smoothly over this and appears to be of better texture than when spread upon bare boards. Besides the damask table-cloth, a “carving square” is laid at the foot of the table, and under it a thick mat on which the hot dish may stand. On this are carving-knife, fork and “steel;” also table-spoon and gravy ladle, leaving room between for the large dish. A cold plate stands at each place, to be taken up when the hot is set down by the waitress. At the right of the plate lie the soup-spoon, bowl uppermost, two knives, edges turned toward the plate, and a fish-knife (if there is to be fish) beyond the dinner-knives. A tumbler for water, and, if wine is used, glasses for this, stand also on the right, a little beyond the array of knives.

Some prefer to lay the soup-spoon at right angles to the knives, and back of where the plate is to be.

At the left of the plate have two large forks; then one for fish, and outside of this an oyster-fork, if there are to be raw oysters. The napkin, folded flat, and inclosing a slice of bread, cut thicker and narrower than for breakfast, lies also on the left.

Plates for the several courses are in array on the sideboard, except such as must be brought hot from the kitchen. Salad plates and those for dessert stand in order. Saucers for ices are set upon plates lined with doilies. Fruit plates are also supplied with doilies, on which are finger-bowls half-full of water.

A side table is reserved for vegetable dishes. They are not placed upon the principal table now, even at the daily family dinner. Pickles and olives are on the dinner-table; carafes of water, and always flowers.

Some housewives have soup served in hot plates directly from the kitchen. If the tureen be used instead, the mistress prefer-

ring to pour it out herself, have a carving-cloth at that end of the table also. The soup ladle lies at her right. As she ladles out the soup it is set on the waitress's tray. She takes it off with her hand and puts it from the right before any guest who may be present; then the family in turn. At a dinner party, those on the right of the hostess are served first. The soup-plate is set upon the cold plate in front of the eater, and when removed is taken from the right, leaving the lower stationary cold plate in its place, until the fish comes, when it is exchanged for a hot one.

In clearing the table after each course the soup-tureen, and in its turn the large dish at the foot of the table go out first, the soiled plates afterward.

Before the dessert is brought in, crumb the table, using a clean folded napkin, when you have cleared the cloth of salt, pepper, pickles, etc.

After the sweets comes the coffee. This is often sent to the guests into the drawing-room. In this case, the waitress covers a large tray with a white napkin, arranges the filled cups, smoking hot, upon it, sets the sugar in the middle and takes the whole into the room where the party is assembled.

Liqueur-glasses follow the coffee, and are also carried into drawing-room or library. In announcing to the mistress, in sitting-room or elsewhere, that a meal is ready, the waitress says, "Breakfast is on," or "Luncheon is ready," or "Dinner is served"—according to modern usage. One frightened unfortunate, on duty at a trial-dinner party, filled the hostess with confusion, the guests with secret amusement, by rattling off all three formulas in a breath.

It is impossible to write out rules that will meet every form and exigency of "entertaining." The hostess who, having mastered the leading principles here given, trains her waitress into the daily practice of them, insisting that her family shall be served three times a day in the right order, and as punctiliously as if a state banquet were the business of the hour, need fear no embarrassing "situations," no matter how large the number, nor how important the stations of her guests.

AMONG THE LINENS

EVERYTHING commonly classed under this head should be carefully aired before it is put away. Even when this duty has been conscientiously performed, real linen, made of pure flax, has marvelous properties for absorbing humidity. And humidity is the parent of that relentless foe to housewifely peace—mildew. Table-cloths, napkins and linen sheets that have been packed securely—as the owner supposed—in closets, drawers and chests, sometimes present to our horrified eyes a collection of small blotches, like dark freckles, and as ineradicable, and the folds, when opened, smell musty. The walls of the closet were not quite dry, or the chest has stood in a damp room, or the sideboard drawers have gathered must in an unaired basement dining-room.

It is a matter of common prudence to overhaul the contents of linen closets, and especially linen drawers and chests, once a month, if only to make sure that the contents are keeping well. At the same time be on the lookout for rents, broken threads and thin places.

Never buy cheap linen. If you can not afford the finest, you may secure that which is "all linen," round-threaded and evenly woven. A little practice in the purchase of these treasures will initiate you into the art of judicious choosing. Having bought good "material," take care of it. A break in a table-cloth or napkin, or towel, if neatly darned, will give you several more weeks of wear out of it—perhaps months. Hemstitched articles are liable to "give" first in the drawn work, and a stitch here in time, saves ninety.

You may keep napery in drawers, if more convenient than elsewhere, or upon shelves in a roomy sideboard. When at all prac-

ticable have a light, airy closet for bed linen. My own linen-room, built to order, has a southern window, unshuttered, through which the sun streams all the afternoon on fine days. Except in wet weather this window stands open for an hour of every day—not longer, lest dust should blow in.

Suffer another personal paragraph:—Not a sheet, towel or pillow-case is taken from this closet except by myself. Each pile has place and meaning. Each set of towels belongs to an especial apartment. Heavy bath towels; soft damask for the leastest baby's use; big, rough huckaback for the boys' lake baths, and the orderly heaps of different styles and textures, every one marked with embroidered letter or monogram designating chamber or owner—are known familiarly to but one person in the family.

I modestly commend this rule to each housemother. Let the linen shelves be the especial charge of some one particular keeper. If not yourself, one of your daughters. This is rendered almost necessary by the system of rotation that should regulate the use of sheets, pillow-cases, counterpanes and towels. Those which come from the wash this week should be kept by themselves. In laying out clothes for the beds, and towels for the various rooms, select from the bottom of the pile of those laundered one, two or four weeks ago, working gradually upward, week by week, until all have gone through the wash and consequently, all are evenly worn. Never make up a bed with freshly washed linen, no matter how well aired it may seem to be.

Sheets, pillow-cases, towels, table-cloths—all folded linens—should be laid upon the shelves with the open and hemmed ends toward the wall, the round folds outward. The effect is neater to the eye, and articles are more easily taken out.

There should be no smell in this airy closet except the indescribable sweet sense of freshly laundered linen—not strong enough to be called an odor. Lavender, scented grasses, & dried rose leaves are poetical in the writing and the hearth thereof, but the sleeper between smooth cotton or linen she sickens of artificial smells. They are neither “goodly,” nor wholesome.

THE CHILDREN

OUR forefathers and foremothers were dressed, in infancy, precisely like their fathers and mothers. As we see by the portraits treasured among our curios, they were abridged copies of the adults of a hundred years ago. Parents were then consistent in feeding their progeny with food they considered convenient for themselves.

When the royal father ate fermenty for breakfast it is upon record that a baby prince, suffering from marasmus, was nourished (!) upon barley, boiled soft with raisins. They sat up to late functions—those wretchedly dissipated princelings—and the cotter's children went to bed at the same time with himself.

He who doubts whether or not our times are better than the former would be converted to steadfastness of conviction by patient study of the nursery habits of the late eighteenth and early nineteenth centuries.

We have children's outfitters nowadays, who fashion garments utterly unlike those worn by be-corseted, be-trained, and be-pantalooned grown people. The cotter's wife clothes her boys in knickerbockers and blouses, her girls in loose waists and brief skirts, all designed expressly—although she does not know it—to allow free and healthful growth of the immature creatures.

I wish I could add that reform as radical and common-sensible had been wrought in children's diet, and children's hours of rest and sleep.

Mothers who have thought deeply upon these matters and acted upon meditation, appreciate the hygienic law that children require sleep to promote growth, as well as to repair the waste of waking—which are working—hours. If an adult needs seven hours' slumber, the infant of days—under seven years of age—

requires ten to satisfy wants his senior has outgrown. Up to the age when the child ceases to add inches, if not cubits, to his stature yearly, provision must be made for the steady drain upon vital and nerve forces.

The aforesaid canny mothers call in the little ones from play before sundown in summer, bathe them, endue them in night-gowns and pajamas, put dressing-gowns over these, and loose slippers upon the tired feet, then set them down to a supper of bread and milk, or buttered bread with a dash of jam or jelly, and good, sweet milk, with once in a while a plain cooky as an afterthought. Supper over and prayers said, the darlings are laid in bed by the time the west begins to blush at the sun's nearer approach. In winter, the six o'clock supper is served in the nursery or dining-room, and the bairnies disposed of comfortably to themselves and to the rest of the household before "grown-uppers" sit down to the "hearty" supper or dinner dividing the working day from an evening as busy, and sometimes almost as long.

To borrow from the slang dictionary—the child needs the ten or twelve hours' sleep in his business of growing tall and robust, steady of nerve and sane of mind. Furthermore, he needs food adapted to his needs. Plenty of cereals; plenty of milk; plenty of ripe fruit in the season thereof; meat once a day; nourishing broths and a few green vegetables. No fried things whatsoever; neither tea nor coffee. No pastry; no mince pie nor plum pudding, nor highly seasoned *entrées*. Time enough for these delicacies when the inches (and feet) are all in, the muscles in splendid working order, the gray matter of the brain "all there," and ready to do the duties of a man's brain for fifty years to come.

One branch of a child's education, sorely neglected in tens of thousands of homes, is mastication. As soon as he cuts his teeth teach him why they were given him. Make him chew everything he takes into his mouth. Able dieticians are proclaiming boldly that milk should be chewed, a mouthful at a time, if one would not have it change to curd about the diaphragm. The child's meat should be finely minced for him until he can cut it up for himself, and bolting be reckoned as a breach of decent behavior.

He may forget the truism that "gentlemen eat slowly" after he joins in the great American rush for fortune. Obedience to it for a term of years will lay the foundation of sound digestion. He will have a better chance of long life and no dyspepsia, than if he had been allowed to gulp down milk by the glassful without drawing breath, and to gobble steaks and chops in two-inch chunks.

Insist that the child shall behave decorously at the table, as well as eat properly, from the time he can comprehend an order conveyed in the simplest language. Do not let him make porridge of his soup by crumbing bread into it, or churn crackers into mush in his milk, or dip toast into his cocoa, or work vegetables and gravy into a mound, using the knife as a trowel. He should be reproved for sipping soup and other liquids audibly, and for loud inspirations after drinking. Line upon line and precept upon precept, gently but regularly enforced, will make a well-bred boy of him. And right habits learned in childhood last a lifetime.

There is common sense in each of the conventions at which vulgarians scoff.

DIET AND DIGESTION

THE second depends upon the first. The two make up a whole which is Health.

"Food values" is so emphatically a technical term that I would not employ it here if it did not express just what I mean, when used untechnically.

What we eat has many and differing values. It is possible, without degenerating into dietetic cranks, to appraise them properly and to apply the knowledge thus gained to the building up of these bodies of ours and the consequent up-building of the immortal better part they encase.

Digestions are so many and so diverse, the one from the other, that it is rank folly to prescribe bills-of-fare warranted to agree with everybody.

Take, for example, milk. It has won from the ablest writers on dietetics the title of the One Perfect Food for the human race. Specialists on dyspepsia prescribe an almost exclusive milk diet for obstinate cases. In typhoid fevers it is the specific regimen. One man consumes inordinate quantities, by advice, to increase adipose tissue. A woman lives upon skim milk, swallowed very slowly, to reduce her flesh. And so on through multifarious cases—all acting upon the recommendation of experts.

All the time, as each of us knows, certain stomachs can not digest milk, or even retain it long enough to test its nutritive properties, while in others it causes intense heartburn and engenders bile.

Toast and tea are the stock invalid diet, the civilized world over. Yet Medical Daniels (M. D.'s) are rising up by the score to protest against ruining stomachs with tannic acid and boding digestive organs by forcing what is no better than sawdust upon them.

Chocolate is freely prescribed as digestible, and so nutritious that one could live and not lose flesh, eating nothing *else*, for weeks together.

I am acquainted personally with ten people at least, to whom any form of chocolate is poisonous and abhorrent to every sense.

Natives of the land where the cocoa palm grows virtually subsist upon the nuts, and many in other lands devour the imported cocoanut with impunity. The fatty flesh acts upon some stomachs with the virulence of glass filings, producing terrible cramps and even convulsions.

A noted teacher of culinary lore strenuously recommends our native nuts, walnuts, filberts, hazelnuts, chestnuts, and so forth, raw, and cooked in various ways as a substitute for meat. The innovation is daring, and opposed to the conclusion based upon the observation and experience of scores of other writers, to the effect that nuts are hurtful to six people out of ten, the oils, and the cells which contain the oils, difficult of digestion by any save the strongest stomach.

It is much the fashion with writers upon domestic economy to extol fish as more economical and more easily digested than flesh, besides being rich in the phosphates needed to repair the waste of brain force.

Some people who would scout the imputation of invalidism can not eat even fresh fish without experiencing symptoms not unlike ptomaine poisoning. I recall the case of one woman who was extremely fond of oysters, yet dared not touch them for fear of fatal consequences. I once saw her faint away an hour after she had eaten half a dozen.

Who shall decide when dietists and individual digestions disagree so radically as is indicated by these and hundreds of other examples? And by what standard of gastronomic morality shall we gage personal conduct in the government of appetite?

Man must eat to live, and an unimpaired digestion is wealth—what shall we eat?

Certain combinations of materials are manifestly iniquitous. Fried fats, fried fats in particular; soggy bread, especially fresh from the oven; hot cakes, ("sinkers"), viscid with

griddle grease and swimming in butter; tough doughnuts, reeking with lard; leathery pie-crust; underdone fish and rare pork and veal; cabbage that has been cooked in but one water; turnips that have been left in the ground until they are stringy pith; tough meats of all kinds that resist mastication; unripe fruits—none of these should ever enter human mouths, or be imposed upon the long-suffering digestive apparatus.

The housemother who studies wisely the properties of the fare she puts before her family will adjust food-values to the several needs of those to whom she ministers. The child of weak intestines must have neither oatmeal, hominy, nor mush for his breakfast cereal. Rice, rightly cooked, thickened milk, well boiled, and arrowroot porridge, will heal irritation, and, as it were, tighten the tension of the machine. He may not indulge in the apple-sauce and cracked wheat which are better than laxative drugs to his hale brother.

A bilious girl should not drink milk unqualified by a dash of lime water, and never take coffee. Her languid, appetiteless mother will be refreshed in nerve, stimulated in brain, by a demitasse of strong coffee taken without cream after her dinner. It is doubtful whether or not creamed coffee is a wholesome beverage for any one. It is an established fact that the addition of cream works a chemical change, and for the worse, in that which, taken clear, is a valuable digestive agent.

An important branch of the mother's profession is to acquaint herself with the stomachic idiosyncrasies of each member of her household. Certain compounds and some simples do not agree with one person, while others thrive upon them. To be cognizant of the peculiarities of each constitution is to be forewarned of the danger of gastronomic experiments. Lay down as a positive law that it is wrong—a sin against the body given by God—to eat what one is sure will disagree with one. Tabulate for your own convenience a code of "kitchen physic."

To wit, that Indian meal is laxative; oatmeal, heating; wheat-flour, binding; that tea is slightly astringent, and coffee, creamed, a gentle aperient; that sweets and rare beef engender gouty acid in those disposed to rheumatism and constitutional headache;

that candies and other confectionery ferment into sharp acid in an empty stomach, and should, therefore, never be eaten unless as a dessert. The same is true of pickles. Except when eaten in combination with meats and other oily foods, they are actively unwholesome. The schoolgirl habit of champing pickled cucumbers and pickled limes, as a starving pauper might gnaw a crust, is pernicious and disgusting. The skins of raisins and grapes are indigestible. Figs are a well-known cathartic, a fact the house-mother should avail herself of where a doctor, if summoned, would prescribe a drug. It is always better to control digestive irregularities by diet than by medicines, each of which is a poison which cures one ill by creating another.

Pears dispose one to constipation. Ripe peaches and ripe apples regulate the bowels in a vast majority of cases; an orange, eaten at bed time, is a gentler agent than Rochelle salts, and does as good work.

The veteran practitioner who insisted fifty years ago that "cup-board cures" were safer and surer than those wrought by materia medica was in advance of his age. The twentieth century is just growing up to his standard.

I have spoken of qualifying milk with lime water for bilious people. Other articles of food unwholesome to some constitutions may be modified with wholesomeness by the use of certain condiments which act as correctives to hurtful qualities.

For example, nuts may be eaten freely when salted. Thus treated they are introduced at dinner as digestive agents and appetizers. When accompanied by fruits, nut-oils are readily assimilated by the gastric juices. Hence, nuts and raisins go naturally together upon the menu.

Cayenne pepper makes oysters and fish a safe enjoyment for those with whom they disagree actively if this be not used, and lemon-juice further counteracts the evil effects of fish-oil and the dreaded ptomaine.

THE IMPROMPTU LARDER

SOME of her friends call it "The Emergency Pantry." The owner objects to the term because it conveys an idea of bandages and styptics. Whereas, the cozy closet devoted to the comfort of possible guests—to be welcomed and fed, although unexpected—contains substantial food and appetizing delicacies.

She belongs to the great and growing host of suburbanites dependent upon peripatetic butcher and baker, and the nearest "general store." The keeper of the typical general store never orders so much as one jar of marmalade or a pound of fancy biscuits until the last is sold, and has never a twinge of mortification in saying: "Just out! Expect new lot next week."

So our hospitable housewife stocks and keeps filled her reserve shelves.

John has a way of bringing home a chance guest to dinner when the notion strikes him, and Mrs. Notable's town friends have their way of happening to be in dear Mary's neighborhood about lunch time, and, having come all the way out from town, it is hardly worth while to go home when there are afternoon calls to be paid in the suburbs. When one of these calls chances to be upon Mrs. Notable, afternoon tea must be served. Mrs. Notable's daughters join theater and concert parties, going early into the city and coming out late and hungry. Iced lemonade, ginger ale, cake and sandwiches refresh them and their attendants in summer, and on winter nights something hot and savory from "mother's chafing dish."

Back of all this stands mother's Impromptu Larder. One shelf holds the best brand of canned soups, chicken, tongue and boned ham; another sardines, anchovies in oil, anchovy paste and *pâté de foie gras*, soused mackerel, and mackerel with tomato sauce.

Baked beans, plain, and baked beans with tomato sauce, have honorable place among potted foods; also dainty jars of fancy cheeses, ready for use at a second's notice, and bottles of grated Parmesan. Olives, including pimolas, stand in line with "pin-money pickles" and catsups. There is a brave array of home-made jellies, marmalades, brandied and pickled peaches; a case of imported ginger ale, bottles of domestic liqueurs, and glass cans of apple-sauce and tomatoes, put up in Mrs. Notable's own kitchen. A fair proportion of each kind of pickle and preserve is set aside for the Impromptu Larder and not touched for family consumption.

Fancy biscuits of many sorts have several shelves for their own; sweet and unsweetened cheese biscuits, sea-foams and snow-flakes and *swieback*; hard crackers and soft crackers; plain wafers, fruit wafers and cream wafers; lady-fingers and ginger-snaps—make a goodly show to the eye and stay the mistress's surprised soul when the impromptu luncheon or supper must be more sudden and abundant than usual.

"My strong tower!" she once called this pantry, laughingly.

In winter she finds room for nuts, raisins, apples and oranges; in autumn, for baskets of grapes. These last named may be called "transients," the supply being renewed frequently.

Mrs. Notable is not a rich woman. She is obliged to make each dollar do the full work of one hundred cents. To this end she keeps an "expense book," setting down every article purchased and the cost thereof.

In the account of necessary outlays that for replenishing the stores in the strong tower is registered under the head of "HOSPITALITY."

FAMILIAR TALK

BREAKFAST

COMMON sense would decide that we should begin the day with the glad alertness with which the sun smiles at us over horizon, or housetops. He rejoices as a strong man ready—that is, rubbed down, supple and light—to run a race.

There are still writers of “goody” books and works on hygiene who extol the morning mood. According to them, the whole human machine is then at its best. The head is clear, the stomach is vigorous, the spirits are buoyant, life is a joy.

In reality—the reality of the every-day life of respectable people who have not tarried long at the wine, or eaten Welsh rarebits over night—the hard pull of the day is at the beginning.

The head of the average man or woman *ought* to be clear, the digestive organs active, limbs and joints in excellent working order. There should not be what one comedian describes as a “dark-brown, fuzzy taste” in the mouth, or the feeling that the cranium is stuffed with cotton wool, and the diaphragm should not loathe all manner of food.

But such things are. Where one man tells you that breakfast is the best meal of the day, fifty account the ceremony of the earliest meal of each new day as a hollow mockery. A celebrated judge left upon record the saying: “No man should be hanged for a murder committed before breakfast.” Another, almost as famous, openly and officially declared his unwillingness to condemn a prisoner convicted of manslaughter of whom his physician had testified that he was a chronic dyspeptic. “A dyspeptic,” urged the judge, whose own diet had consisted of mush and milk for ten years, “is never quite sane.”

Not one of his three daily meals is “comfortable” to him whose

alimentary apparatus is out of order. To one in tolerable health the business of "stoking" the engine for the drive of the forenoon should not be irksome.

Thus common sense and hygienic general principles. Now for facts.

A brilliant woman summed up the popular judgment on the subject in an after-luncheon speech before other literary women, in the assertion that "the human machine needs to be wound up and lubricated and regulated by bath and breakfast before it is fit to work with other machines, or, indeed, to go at all. Breakfast, partaken of in the company of one's nearest and dearest, is a blunder of modern civilization. It is an ordeal over which each should mourn apart."

A young man of education and breeding, who lives in bachelor chambers with three other "good fellows," confesses that, while the seven o'clock dinner hour is always full of cheer and goodwill, the four friends seldom exchange a syllable at the breakfast table beyond a brief salutation at entering the room, and a curt "good day," in separating to their various places of business.

"Thanks to this sensible silence, we have lived together three years without quarreling," he wound up the story by saying. "Every man is a brute until he has had his morning coffee."

Much of this is talk for talk's sake, and some of it is Temper. It is not easy for one to get full command of oneself before the relaxed nerves are braced by tea or coffee, and the long-empty stomach is brought up to concert pitch by food. If we have slept too heavily, we are stupid; if too little, irritable.

I admit that the American's first meal of the crude day, with the accompaniment of the rush for car, or boat, or train, that turns out—or in—dyspeptics by the hundred thousand yearly, is not conducive to domestic happiness, or the preservation of table etiquette. The householder, devouring porridge, two cups of scalding coffee, rolls, steak and fried potatoes, at discretion, with one eye on the clock, and both feet braced for the jump and run he knows are imminent if he would catch the train, is in the first or fortieth stage of what a witty essayist diagnoses as "Americanitis." His children's railroad speed of deglutition and the

scurry for school are along the same lines of discomfort and disease.

Upon the mother's hands and head rests the responsibility of "getting them off for the day,"—a battle renewed with each morning until she "fairly loathes the name and the thought of breakfast."

The remedy for the domestic disgrace—for it is nothing if not that—is so simple that I have little hope it will be respected, much less accepted.

It is, get up fifteen minutes earlier in the morning!

The plain truth is that your system is not "ready for breakfast," when you announce that *you* are. The racer, to whom Scripture compares the smiling God of Day, never takes the first lap at a rush. He warms gradually to his work, having at the outset paid as diligent heed to the "Make ready!" as to the "Go!"

If you rise usually at seven, have the hot water and cleaned boots brought to the door at a quarter before seven, and get up when you are called. A brisk bath and a smart rubbing with a crash towel, preceded by fifty gymnastic strokes, such as arm-swinging and general flexing of the muscles; twenty-five deep breaths that pump the morning air down to the bottomest well of your lungs and clear the respiratory passages of effete matter lodged there during the night—these, with a general disposition to speak charitably toward, and to speak civilly to companions and competitors in the race, correspond to "make ready." Clean, supple, and in good heart, come to the table as to preliminary refreshment you have time and appetite to enjoy.

At least seven-tenths of the twaddle over the horrors of the family breakfast are affectation and indolence. Breakfasting in bed is an imported fashion, and to my notion, is not a clean practice. The tray brought to an unaired room, a tumbled bed and an unwashed body, looks well in French engravings, but is a solecism in an age of hygienic principles, much ventilation and matutinal baths. The inability to be in charity with one's fellow mortals, to smile genially and to speak gently before the world is well started upon its diurnal swing, and the complainant's

physical system is toned and tuned and oiled by eating, is degrading in itself. The confession of it is puerile.

Force yourself to speak pleasantly if you can not at once bring your spirits up to the right level. Study to be a man, or a woman, although breakfastless. To be thrown in the first round of the day by the sluggish flesh and the devil of ill-humor, before the world has a chance to grapple with you, is cowardly and sinful.

One word of friendly counsel to my fellow brain-workers, who are also sister-women, may not be amiss in this connection :

Never write or study in the morning until you have broken your fast. A physiologist of note estimates that the draft on the nervous forces and the eyesight of working on an empty stomach is equivalent to the labor of lifting thirty pounds dead weight.

However this may be, stay that long-suffering organ with a few morsels—a slice of bread and butter, moistened by a cup of tea, if your rising is in advance of that of the rest of the household and you meditate an hour's work before the family breakfast.

BREAKFAST FRUITS

THE imported fashion of beginning breakfast with fresh fruit has become an American custom. The assuasive effect of the generous juices upon the coat of the stomach, usually clogged at early morning with a mucous deposit, is a wholesome preparation for digestive processes—a “toner” to just-awakened energies. To commit suddenly to the long-suffering stomach, as yet inert, and but dimly aware of what is expected of it, a “feed” of beefsteak, potatoes and hot breads, is always an unwelcome surprise. Sometimes the abused organ turns with the proverbial blind wrath of the patient, and revenges itself, if not speedily, surely and fiercely. It would fain be awakened kindly and gently. To this end, stay it with oranges, comfort it with apples and grapes.



Oranges

1. Cut in half, crosswise, and dig out the pulp with a silver or gold orange spoon.
2. They are yet nicer prepared beforehand by running a sharp knife on the inside, close to the rind, thus severing the membranes that divide the lobes. Take these membranes out carefully, leaving the pulp in the two cups of the halved orange. It can be then eaten as easily as a custard could be. Set on ice until you are ready to serve.
3. Peel the oranges; separate the lobes and cut each into three pieces. Serve in a chilled glass dish, passing powdered sugar for those who like it.

Breakfast fruits are far more wholesome when eaten without sugar.

Grapes

Keep them on ice for an hour before sending to table, even in winter, and scatter cracked ice over and among them. This has the double advantage of cooling and of cleansing them. Pass grape scissors with the dish of fruit.

Peaches, pears and apples

Wash and dry pears and apples with a soft cloth. Have a silver fruit knife at each plate, and let the eaters pare the fruit for themselves. Peaches should be left with the fur (and bloom) on.

Berries

These should never in any circumstances be sugared in the dish. Let each person sweeten his portion for himself, after which they should be eaten immediately, before the sugar has time to draw out the juice and thereby wither the berries.

Strawberries should be eaten at breakfast with the caps on. Choose the finest fruit for this meal, using the stem as a handle, and dipping the berry into powdered sugar, if not sweet enough to be eaten without.

Raspberries and blackberries

Never wash these, or strawberries, unless they are intolerably gritty. Water is ruin to flavor and integrity, where the more delicate berries are concerned. Set on ice for an hour or more before sending to table. Pass sugar for those who wish it, and in helping out each portion avoid bruising the berries. "Mashed" berries suffer an instant change in flavor. The air begins at once act chemically upon the liberated juices.

Huckleberries and gooseberries

Wash, drain and leave on ice for two hours. Pass sugar with blackberries for such as wish it. They are better without at

breakfast. Gooseberries are always eaten without. The large English varieties are delicious and very healthful.

If cream be eaten with breakfast fruit, it should be as an after-course—or dessert. It loses character and effect as an assuasive and persuasive agent.

Melons

Cantelopes and nutmeg melons are prime favorites as an introductory step to the weightier business of the morning meal. They deserve their popularity.

Cut those of small and medium size in half; scrape out the seeds and put a lump of ice in each half. The larger may be divided into thirds, and a piece of ice laid upon each piece. Pass salt and pepper, also sugar with them. Many epicures prefer to eat them *au naturel*.

Stewed fruits

In the late winter or early spring-time, when apples are scarce and dear, and oranges have not yet come to their full plenteousness and flavor, the human system needs anti-bilious food. Our foremothers compounded a villainous preventive against spring "humors," of sulphur and molasses, stirred together to a cream and administered before breakfast to each shuddering creature who had pains in the bones, headache and nausea at rising, and a general sensation of good-for-nothingness. "Advanced" matrons added cream of tartar to the villainous preventive, and gave their families to drink of cream-of-tartar lemonade. According to these wise and worthy women, "spring fever" was as inseparable from the opening season as robin song and pussy willow.

Even now, cooling medicines are advised by physicians and believed in by families. The careful student of hygiene, a science the prime principle of which is prevention, and not cure, shows us a more excellent way. The kindly fruits of the earth never merit their name more truly than when winter is going and spring-time is coming; when benevolent bile, balked in its rightful channels, becomes a baleful agency to be fought as an acknowledged foe. In fruit and in succulent vegetables we find our cool-

ing medicines, "indicated" by the great physician, Nature. If fresh fruits be wanting, we must accept substitutes.

Stewed rhubarb

Wash, scrape and cut the stalks into inch lengths. Leave in cold water for an hour. Put over the fire in the inner vessel of a double boiler, set in cold water, bring to a boil and simmer gently until tender and clear. Keep the inner vessel closely covered that the steam may do its work. Remove from the fire, sweeten to taste—not heavily—turn into a bowl and cover until cold.

As a breakfast dish, this is refreshing and most wholesome. Cooked as above, you get the benefit of the anti-bilious juices, undiluted by water. Set on ice for an hour before eating. Some add a handful of sultana raisins to the raw rhubarb.

Prunes

Wash and soak for two hours. Drain, put over the fire with just enough cold water to cover them, and cook tender. Turn out and cover until cold. Put on the ice for an hour before sending to the table. No sugar should be added to prunes when they are to be eaten at breakfast time.

They are slightly laxative and anti-bilious.

The unfortunate few who can not begin breakfast with acid fruits "may, with pleasure and profit, conclude the meal with oranges, apples, grapes or melons." One family I know of eats, the year around, fresh uncooked fruit as a last course to the breakfast that is invariably enforced with oranges, melons or grapes, each in its season.

And there is not a dyspeptic among them!

BREAKFAST CEREALS

SOME dietetists, who are neither cranks nor simpletons, disbelieve in cereals of whatsoever sort as a first course at breakfast. They urge that to spread a hot poultice all over the lining of the stomach is to relax and weaken that organ; that it goes to sleep, as it were, and is too inert to dispose properly of the rest of the meal.

Others are strenuous in the belief that the act of chewing is necessary to the proper assimilation of even semi-solids, and since few people think of chewing porridge, the value of it as nutriment is doubtful.

There is force in the latter demur. Children should be taught to chew porridge of all kinds, also bread and milk. One zealous dietist insists that milk—"the one and only perfect food"—ought to be masticated. The motion of the jaws excites the salivary glands, he says, causing the flow of a secretion most favorable to digestion.

As to the "hot poultice," there is a grain of reason in the objection. As I have explained in urging the propriety of beginning breakfast with fruit, the coat of the stomach is masked, after the sleep of the night, by a thin mucus, which interferes with the task of the digestive agencies. If fruit is not eaten, a draft of cold water, not iced, will do the work in part. A few swallows of really hot water are better still. A sip of tea or coffee—or, perhaps, best of all, vichy, apollinaris or other good mineral water, may precede the nourishing cereal.

That it is nourishing when the stomach gets hold of it, is undeniable. Oatmeal builds up bone, and muscle, and brain; Indian meal mush and hominy are gently laxative and cooling to the blood; preparations of wheat are less laxative, and therefore

safer in hot weather, and for teething children, than oatmeal in any form. Rice boiled tender in milk is both palatable and wholesome. Each and all of these should be eaten with cream, and except as a dessert, never with sugar. Children who are trained to eat porridge and milk, or cream, without sugar, find the addition of this unpleasant. It certainly tends to acidity of the stomach.

Every cereal, with the exception of rice, that needs any cooking needs a great deal of it. Soaking over night is indispensable to the excellence of most of them. Four hours of boiling make oatmeal good; eight hours make it better; twenty-four hours make it "best."

Oatmeal

Soak over night. Even the varieties which are advertised "to require no soaking, and but fifteen minutes' cooking," are improved by this process. Turn a deaf ear to the charmer who would persuade you to the contrary. "Steam cooked" is often a delusion and a snare. Put your oatmeal into the inner vessel of your farina kettle, cover deep in cold water, put on the lid and set at the back of the range at bedtime. In the morning add boiling water, salt to taste, and draw to the front, filling the outer kettle with hot water. Cook steadily for an hour and as much longer as you can. My own taste is for oatmeal boiled to a jelly. It is as far superior to the ordinary preparation of the cereal as creamed cauliflower is to Dutch cabbage.

Send to table and eat with cream.

Never throw away oatmeal "left-overs." Cook again, and yet again, always in a double boiler.

Hominy

Soak all night; cover with boiling water, slightly salted, in the morning, and cook for an hour. A delicious preparation of hominy is effected by cooking it in plenty of salted water until tender, turning off the water and supplying its place with cold milk. Bring to a boil and serve.

Cracked wheat

Cook as you would oatmeal. An hour's boiling suffices.

Milk porridge

Heat a pint of milk to boiling. Into a pint of cold milk stir four tablespoonfuls of flour, and when this is smooth stir it into the hot milk. Cook in a double boiler for an hour, add salt to taste, and serve with cream.

Meal-and-flour porridge

Mix together two tablespoonfuls of Indian meal and the same quantity of flour, wet them with cold water, and stir into a cup of boiling water. Cook in a double boiler for half an hour, stirring often. Add salt, and beat in slowly a pint of scalding milk, cook, stirring constantly for fifteen minutes longer. Serve with cream.

Brewis (as made by our grandmothers)

Dry bread in the oven and crush with the rolling-pin into crumbs. Heat two cups of slightly salted milk, and when it boils, stir in a cupful of the dried crumbs. Add a tablespoonful of butter, and cook, beating steadily for five minutes. Serve hot with cream, or an abundance of sweet milk.

Rice

Wash a cupful of rice in two waters, then drop it slowly into two quarts of salted boiling water. The water should be at a galloping boil. Do not stir the rice once during the twenty minutes in which it must cook steadily. At the end of that time test a grain to see if it is tender, and if it is, turn the rice into a colander; shake this hard that the air may reach all the kernels, and set in the open oven five minutes before dishing. Each grain should stand separate from the rest.

This is the South Carolinian way of cooking rice, and the one and only right way.

Indian meal mush

Moisten a cupful of corn-meal with enough cold water to make it into a paste. Stir this paste into a quart of salted, boiling water, and cook, beating it hard and often, for an hour at least. If the mush becomes too stiff, add from time to time more boiling water.

Farina

A good, inexpensive cereal, which seldom appears upon the breakfast table. Yet it should have honorable mention.

Soak overnight. In the morning, stir it into boiling water, slightly salted, and cook half an hour, stirring up well from the bottom.

Each patented breakfast cereal has its champion. It would be invidious to name any of them here. Nearly all are founded upon wheat, corn, rye, barley or rice. Each is accompanied by full directions for the preparations of the same for the table.

Oatmeal, rice, mush, farina—any of the cereals that must be cooked before they are eaten—are delicious and nutritious when committed to the "hay-store" of which we are hearing so much.

The soaked cereal is cooked for five minutes after the boil begins, and the bubbling pot, closely covered, is set immediately in a nest made by hollowing out the hay with which a box is packed. The hay is pressed closely all around the pot, an old quilt is spread over all and the whole left untouched for five, six or ten hours. The cereal will be hot when served, and tender beyond compare.

BREAKFAST BREADS

Beginning with the most important and difficult form of bread-making, I offer three methods of preparing and baking the wholesome home-made loaf, fondly recollected by those whose early lives were spent in regions where bakers' sawdusty cubes and parallelograms were not delivered at the back door in lieu of the genuine staff of life.

Potato sponge bread (No. 1)

Boil and mash, while hot, four potatoes of fair size, beating into them a tablespoonful, each, of cottolene or other fat and of white sugar. Beat smooth, adding, gradually, one and one-half pints of lukewarm water. Strain through a colander upon a pint of sifted flour. When you have a lumpless batter, add half a cake of compressed yeast, dissolved in four tablespoonfuls of warm water.

This is your sponge. Set in a moderately warm place in a bread-bowl with a perforated cover. If you have not this cover, throw a double fold of mosquito net or cheese-cloth over the bowl.

In four hours in summer, and six in winter, the sponge should be light and the top broken by air bubbles. Have ready in another deep bowl or tray five pints of dried flour of the best quality, sifted with a tablespoonful of salt. Hollow a space in the middle and work the sponge gradually into the flour with a clean, cool, bare hand, well floured to hinder the dough from sticking to it.

The dough should be just stiff enough to handle. When you can lift it to the kneading-board without spilling, it is ready. Rinse the bowl out with a little warm water and work into the dough in order to get all the sponge. Flour the board and

knead the ball of dough, always working from the outside of the ball toward the middle. After ten minutes' hard work, turning the dough over and over and around and around, the dough should be so elastic that if you deal it a smart blow with your fist the indentation will fill up again instantly.

Return to the mixing bowl, cover and leave as before, out of drafts in a steady temperature. When it has risen to double the original bulk—in four or six hours—return to the board and knead again, quickly and vigorously, for eight or ten minutes. Make into loaves and set to rise in pans, filling each half-full. Cover with a cloth, let all rise for an hour, or until the pans are two-thirds full, and bake.

Have a steady fire, with coal enough to last until the baking is over. See that the ovens are "just right" by holding your naked arm in one. If you can hold it there comfortably for one whole minute and not more, you may put in the bread. Or try the oven with a little flour put upon a tin plate and set well back in the closed oven. It should be delicately touched with brown in five minutes if the oven be right.

In ten minutes open the oven door very cautiously, and if you see the pans filled to the top, cover with light-brown "grocer's paper" to prevent the crust from hardening before the heart of the loaf is done. Ten minutes before the hour for baking is up remove the papers and let the top crust brown.

Turn out the loaves carefully upon a cloth, propping them against a pan or other clean object, that they may not get sodden in cooling. Do not put into the bread-box until they are entirely cold. The box should have a cloth in the bottom, and another thrown over the bread before the box is closed.

Bread with plain sponge (No. 2)

Chop a tablespoonful of cottolene or other fat, or butter, into $\frac{3}{4}$ quart of flour; wet with a quart of warm water; add a tablespoonful of sugar, and half a yeast-cake dissolved in warm water. Beat all together *hard* for ten minutes, as you would cake batter. Cover, and set aside to rise as with potato sponge. In the morn-

ing work into two quarts of salted flour and proceed as directed in last recipe.

Milk bread (No. 1)

Sift two quarts of flour with a tablespoonful of sugar and an even teaspoonful of salt. Have ready a pint of boiling water into which you have stirred an even tablespoonful of butter. Add, while the water is boiling, two cups of milk, and take from the fire at once. When a little more than blood-warm, stir into the milk-and-water half a cake of compressed yeast, dissolved in half a cupful of warm water. Make a hole in the sifted flour, pour in the mixture and work quickly with a wooden spoon to a soft dough. Flour your hands, make the dough into a manageable ball and knead hard and steadily for ten minutes. Let the dough rise to double the original bulk in your covered bread-bowl, make into loaves when you have kneaded it for five minutes, and proceed as already directed.

Milk bread (No. 2)

Sift two quarts of flour into a large bowl and stir into it a teaspoonful, each, of salt and sugar. Into this flour stir a pint of warm milk, to which has been added a scant tablespoonful of melted butter, a pint of warm water, and half a yeast cake dissolved in a gill of blood-warm water. Work to a dough; turn upon a floured pastry-board and knead for fifteen minutes. Put the dough in the bread-raiser and set to rise over night. Early in the morning divide into loaves, knead each for five minutes, put the loaves into greased pans and set in a warm place to rise for an hour before baking in a steady oven. Cover the bread for the first half-hour it is in the oven. It should be baked in an hour.

Whole wheat bread (No. 1)

Dissolve a cake of yeast in half a cupful of warm water. Pour two cups of boiling water upon two cups of milk, and stir into

them a teaspoonful, each, of salt and sugar. When they are about blood-warm add the yeast. Into this stir a quart of whole wheat flour. Of course, flour varies in its thickening powers, but there should be enough to make a good batter. Beat hard for five minutes, then stir in more flour until you have a dough that is as soft as it can be handled. Knead for ten minutes on a floured board and set to rise for three hours. Knead again for five minutes; make into loaves and let these rise. When light, bake. If the loaves are small they will bake in three-quarters of an hour.

Whole wheat bread (No. 2)

One tablespoonful of cottolene or other fat and the same of sugar. One cup, each, of boiling water and of hot (not boiling) milk. One yeast-cake dissolved in half a cup of warm water. One cup of white flour and three cups of whole wheat flour, or enough to make a soft dough. Knead for ten minutes; cover and let it rise until it is twice its original bulk. Make into small loaves; let it rise for an hour, or until very puffy, and bake.

Graham bread (No. 1)

Set a sponge over night, as for white bread, and in the morning work into it a cup of salted whole wheat flour, three cups of graham flour and three tablespoonfuls of molasses. Knead long and hard, and set to rise. When very light make into loaves and set in a warm place for an hour longer. Bake in an even oven. The loaves should be covered with thick wrapping-paper during the first half-hour they are in the oven, then allowed to brown. This bread is especially nice when made with a potato sponge, keeping fresh and sweet much longer than when the plain sponge is used.

Graham bread (No. 2)

Make a sponge as for white bread, over night, and in the morning add to it three scant tablespoonfuls of molasses and

enough graham flour to make a soft dough. Knead thoroughly, and after forming into loaves and putting these into well-greased pans, set them to rise. When risen, bake in a tolerably hot oven.

Old-fashioned rye bread

Dissolve half a cake of yeast in a quarter-cup of lukewarm milk, with a small teaspoonful of white sugar. Pour this into a wooden bowl, add a pint of lukewarm water, a heaping teaspoonful, each, of salt and caraway seed, and a pint of rye flour. Stir well with a wooden spoon and set to rise in a warm place for two hours. When sufficiently risen it will be full of bubbles. Add then flour enough to make a very stiff dough. Beat this for at least ten minutes and set to rise for two hours more. Knead on a floured board, let it rise in the pan again until it begins to crack. Dip your hand in cold water, wet the loaf and put it into the oven. It must bake one hour. Do not open the door for ten minutes after it goes in. The oven should be very hot at first, and as soon as the bread is browned it should be covered with stout paper.

If you like, you may omit the caraway seeds. Some people dislike them exceedingly. Others would not relish rye bread "all of ye olden time" without them.

Rye and Indian bread

Make a soft sponge of potatoes, or a plain sponge. (See Bread No. 2.) When light, sift together two cupfuls of rye flour with one of Indian meal, a teaspoonful of salt, an even teaspoonful of soda. Make a hole in the middle, pour in the sponge, and when the ingredients are thoroughly incorporated beat in half a cupful of molasses. Should the molasses thin the dough into a batter, add rye flour. Knead until it is as light as a rubber ball, set aside in a covered bread-bowl and let it rise six hours. Work ten minutes more, make into loaves, and when they are well up in the world bake in a slow oven. The loaves

will require three hours to bake properly. Cover with paper for the first two hours.

The dear old grandaunt from whom I got this ancient and honorable recipe had baked her "rye and Indian" for fifty years in the brick oven of a homestead two hundred years old. She covered her loaves with leaves from an oak near the door. The oak overshadowed a well dug in 1640.

Steamed Boston brown bread

Mix thoroughly a cup, each, of graham flour, wheat flour and corn-meal, and stir in a teaspoonful of salt. Warm together a cup of milk, in which is dissolved a small teaspoonful of baking soda, and a teacupful of molasses. Pour over the mixed flours and meal a cupful of boiling water, and then add the warmed milk and molasses. Beat hard and long, and turn into a greased pudding-mold with a closely-fitting top. Cook in an outer vessel of boiling water for three hours. Remove from the water, take the cover from the mold and set in the oven for ten or fifteen minutes, or until the bread is dry about the edges. Turn out, wrap in a napkin, and send to the table.

"Salt-rising" bread (No. 1)

(An old Virginia recipe)

Dissolve a half-teaspoonful of salt in two cups of scalding water, and beat in gradually enough flour to make a very soft dough. Beat for ten minutes, cover and set in a very warm place for eight hours. Now stir a teaspoonful of salt into a pint of lukewarm milk and add enough flour to make a stiff batter before working it into the risen dough. Mix thoroughly, cover, set again in a warm place to rise until very light. Turn into wooden bowl and knead in enough flour to make the batter of consistency of ordinary bread dough. Make into loaves and these to rise, and, when light, bake.

"Salt-rising" bread (No. 2)

(Contributed)

Put a quart of warm water,—not scalding hot, but at blood-heat,—into a pitcher, deep and of narrow mouth. Beat into it one teaspoonful of sugar, one-half teaspoonful of salt, a lump of soda not larger than a pea and (not necessarily, but preferably) a tablespoonful of corn-meal, with enough flour to make a rather thick, but not really stiff, batter. Set your pitcher, well covered, into a stone jar or other deep vessel, and surround it with blood-warm water, setting it where such temperature will be quite evenly maintained. Never allow it to reach scalding heat. In two and a half hours, or, at the very most, three and a half, you will have foaming yeast. Now take a pan of flour, make a hole in the center, pour in the foaming yeast with as much water, gradually mixed with the yeast and flour, as will make the number of loaves desired. Do not make the dough very stiff. It should quake visibly when the pan is shaken. Cover well with dry flour and clean cloths, set in a warm place (temperature 80 degrees or 100 degrees Fahrenheit, or thereabouts), and, as soon as light, knead into loaves, which will soon rise enough for baking. Do not delay baking after the last rising, or your bread may have a slightly sour taste. Bake thoroughly, and no better or more wholesome fermented bread could be asked for.

Sweet potato bread

Dissolve one cake of compressed yeast in one-fourth cup of lukewarm water, add one cup of scalded milk (blood-warm), one tablespoonful of salt, one-half cup of sugar and one full cup of sweet potato, roasted, scraped from the skins, worked to a cream with three tablespoonfuls of melted butter, then allowed to cool. Beat all together until light, and stir in with a wooden spoon flour to make a soft dough. Throw a cloth over the bread-bowl and set in a warm place until well risen. Make into small loaves; let them rise for an hour, and bake in a brisk oven.

This is also a Virginia recipe. You may substitute Irish for sweet potatoes if you like.

Buttermilk bread

Into a chopping-bowl put a quart of flour which has been sifted three times with half a teaspoonful of baking powder, the same quantity of baking soda, and a quarter of a teaspoonful of salt. Chop into this flour a heaping tablespoonful of butter until the shortening is thoroughly incorporated. Work in gradually a pint of buttermilk—or enough to make a soft bread dough. Turn into a greased bread tin and bake in a steady oven for an hour. Cover with paper for the first half-hour, that the bread may have an opportunity to rise before the crust forms. Turn out and send to the table while very hot. Cut with a sharp knife into slices, which must be generously buttered. While perhaps this bread is not to be recommended to people who suffer from weak digestions, it will be liked by those whose gastric apparatus is in proper working order.

If you can not get buttermilk, loppered milk will do as well.

German coffee bread

Heat a cup of milk to scalding, but do not let it boil. Stir into it while hot two tablespoonfuls of cottolene (never lard), or butter, two tablespoonfuls of sugar and a little salt. Let it cool to blood-warmth, when add half a yeast-cake dissolved in one-quarter cup of blood-warm milk, and flour to make a stiff batter. Cover, and let rise until light. Add one-half cup of seeded raisins, cut into pieces. Spread one-half inch thick in a buttered dripping-pan; cover and let rise. Brush with melted butter, and sprinkle with sugar and cinnamon. Bake in a moderate oven for half an hour. Cover for half of that time with thick paper.

Graham bread without yeast

To three and one-half cups of graham flour add two cups of sour milk, one cup of New Orleans molasses, a pinch of salt and one teaspoonful of soda dissolved in hot water. Bake in a slow oven one hour.

HOT BREAKFAST BREADS

Hot breads—comprising griddle-cakes, biscuits, muffins, Sally Luns and crumpets—may not be wholesome for everybody. I seriously incline to the belief that they are not, especially in warm weather, and if partaken of too freely.

But the best types of these are good, and their appearance upon the board where John had looked for stale bread, or charred toast, is a means of breakfast grace not to be underrated by the wise housewife. She is a canny woman who runs down into the kitchen for ten or fifteen minutes on a stormy morning, or when the bread is especially dry, or John is "a wee bit blue," and tosses up (always by rule and measure) ingredients that come out of a quick oven, puffy, hot, delicious, to gladden the boys' hearts and give their father pleasanter food for consideration than business worries. If the men of any family were called upon for their opinion of what a dietetic crank, better versed in anatomy and chemistry than in courtesy, once anathematized at my breakfast table as "rank poison, madam! and nothing short of a sin!" they would say of his tabooed hot breads—"Naughty! but nice!"

One John—who hankers for the buckwheat cakes and sausage of his boyhood as the wanderers in the wilderness, their souls a-weary of manna, lusted for Egyptian flesh-pots—maintains, upon fairly tenable hygienic principles, that warm bread is made unwholesome because it is not masticated properly.

"We chew stale bread," he says. "We bolt griddle-cakes and muffins because they are soft and easily swallowed. Give the salivary glands a chance to act upon them and they will not harm you."

The prescription is easily tried.

Breakfast rolls (No. 1)

Sift a quart of flour with a half-teaspoonful of salt and a teaspoonful of sugar, rub into it a tablespoonful of butter, add a cup of warm milk and a third of a yeast-cake that has been dis-

solved in three tablespoonfuls of warm water, and knead this dough for twenty minutes. Set to rise for six or eight hours, make into rolls, put these into a greased baking-pan, and let them rise for half an hour longer before baking.

Breakfast rolls (No. 2)

Sift a quart of flour and stir into it a saltspoonful of salt, a teaspoonful of sugar, a cup of warm milk, two tablespoonfuls of melted cottolene or other fat, and two beaten eggs. Dissolve a quarter of a cake of compressed yeast in a little warm milk and beat in last of all. Set the dough in a bowl to rise until morning. Early in the morning make quickly and lightly into rolls, and set to rise near the range for twenty minutes. Bake for about an hour.

Parker house rolls

One cup of scalded milk (not boiled) left to cool until a little more than blood-warm, one-half yeast-cake dissolved in four tablespoonfuls of warm water, one tablespoonful of butter, three cups of flour, or a little less, one even tablespoonful of sugar, one-half teaspoonful of salt.

Melt the butter in the milk, add salt, sugar and yeast with rather less than half the flour. Make a sponge of these ingredients, beat hard for five minutes and set in a warm, sheltered place to rise.

It should be quite light in an hour and a half in winter, an hour in summer. Work in the rest of the flour until you have a soft dough. Knead three minutes and set to rise with a folded cloth over the bowl to exclude the air. When it has doubled its original bulk, turn out upon your kneading-board, and work quickly, but lightly, with fingers, not fists, for one minute. Roll with quick strokes and few into a thick sheet, rub over with melted butter (not hot). Roll up and knead one minute longer to incorporate the butter. Pull off bits of the dough three times as large as a walnut, and roll on the board into the desired shape. Arrange close together in the baking-pan. Cover and let them

rise for half an hour, again doubling their size; then bake in a brisk, steady oven. Twenty minutes should suffice. When they have been in five minutes cover with whitey-brown grocer's paper. Five minutes before the time is up take this off and brown.

Vienna rolls

Set a plain bread sponge at six o'clock in the evening. At bedtime make out a dough as directed for home-made bread. Cover in your mixing-bowl and set in a moderately warm place until six o'clock next morning. Make into round rolls as large as a small egg; set in a floured baking-pan so far apart that they will not touch as they rise; cover and leave for an hour. Just before they go into the oven cut half through the middle of each with a floured, sharp knife. Bake in a moderate oven to form a good crust. Cover at the end of ten minutes with paper. Remove this fifteen minutes later and brown.

Raised apple biscuits

(An old Virginia recipe)

One cup of scalded milk left to become blood-warm; one tablespoonful of butter melted in the milk; one tablespoonful of sugar; one-half teaspoonful of salt; one-half teaspoonful of baking-soda; one-half cake compressed yeast, dissolved in warm water; one cupful of grated apple; enough flour for making soft dough.

Mix the sugar with the butter and milk, and add the yeast. Sift salt twice with a cupful of flour. Make a hole in the middle and pour in the liquid. Beat into a batter and let it rise four hours. When light, sift the soda twice with another cupful of flour; grate the just-pared apple into the batter and beat in before it can change color. Finally, work in the sifted flour and soda. Let it rise for an hour, make into round, flat cakes with your hand; set close together in a pan, and when very light bake in a moderate oven. They are very good split open while hot, and buttered and sugared.

Sally Lunn

Sift together a pint of flour, a half-teaspoonful of salt and the same of powdered sugar.

In a large bowl beat stiff two eggs, pour on them a half-cup of warm milk, three tablespoonfuls of butter, melted, and a quarter of a tablespoonful of baking soda dissolved in a tablespoonful of hot water. Now slowly beat in the sifted flour and a quarter of a yeast-cake dissolved in half a cup of warm water. Whip to a smooth batter, and turn into a large greased mold to rise. In the morning set the mold in a steady oven and bake for half an hour, or until a straw pierced through the center of the loaf comes out clean. Turn out and serve at once.

Dried rusk

(An old Dutch family recipe)

Mix together a pint of milk, four tablespoonfuls of melted butter, a teaspoonful of salt and a half-cake of yeast dissolved in a half-cup of lukewarm water. Add enough flour to make a thick batter, beat it in well, cover the bowl containing this, and set in a warm place for two hours. Now work in the beaten eggs, and, when these are incorporated, add enough flour to make a dough that can easily be rolled out. Set to rise for two hours longer, then turn upon a floured board, roll out and cut into round biscuits. Lay in a baking-pan and set these near the range to rise for half an hour. Bake, and when done leave in the open oven to dry out. See that the fire is so low that the rusk will dry, not brown or burn. If you can spare the oven so long leave the rusk in it for six or eight hours; then set in a dry closet for several days before using. When you wish to use them lay in a deep bowl, pour iced milk upon them and let them soak until soft. Serve very cold with butter.

They are delicious for summer-morning breakfasts.

Caraway biscuits

(Contributed)

Sift together three pints of flour, one teaspoonful of salt and one and one-half teaspoonfuls of baking-powder. Rub into this four tablespoonfuls of shortening. Add two tablespoonfuls of caraway seed, two eggs, well beaten, and one pint of milk. Mix this into a smooth, firm dough. Knead quickly; roll out to about a quarter of an inch in thickness and cut with a large biscuit-cutter. Prick with a fork, lay on greased baking tins and bake in a hot oven fifteen minutes.

Egg biscuits

(Contributed)

Sift together a quart of flour and two teaspoonfuls of baking-powder. Rub into this a piece of butter the size of an egg. Add two well-beaten eggs, one teaspoonful of sugar and one teaspoonful of salt. Mix together quickly with one cup of milk or more if needed. Roll to one-half inch thickness, cut into biscuits and bake at once in a quick oven twenty minutes.

French rolls

(Contributed)

To three cupfuls of sweet milk add a cup of shortening and one-half cake of compressed yeast and one teaspoonful of salt. Add flour enough to make a stiff dough. Let this rise over night. In the morning add two well-beaten eggs; knead thoroughly and let rise again. Make into balls about as large as an egg and then roll between the hands. Place close together on well buttered pans. Cover, let rise again, then bake in a quick oven to a delicate brown.

Fruit rolls

(Contributed)

Sift two cupfuls of flour, two teaspoonfuls of baking-powder, one-half teaspoonful of salt thoroughly together and mix with two-thirds cup of milk. Roll to a quarter of an inch thickness. Brush over with two tablespoonfuls of melted butter. Mix together one-third cupful of stoned raisins, chopped fine, two teaspoonfuls of citron, chopped fine, two teaspoonfuls of sugar and one-third teaspoonful of cinnamon. Spread this mixture over the dough, roll up like a jelly roll, cut in pieces three-fourths of an inch in thickness, and bake in quick oven fifteen minutes.

Hot cross buns

(Contributed)

To three cups of milk add flour enough to make a thick batter. Into this stir one cake of compressed yeast dissolved in warm water. Set this to rise over night. In the morning add a few spoonfuls of melted butter and one-half spoonful of grated nutmeg, one saltspoon of salt, one teaspoonful of soda, and flour enough to make a stiff dough like biscuit. Knead well and let rise five hours. Roll to one-half inch thickness, cut in round cakes and put in buttered baking pans. Let stand until light. Make a deep gash in each with a knife. Bake in moderate oven till light brown. Brush over the top with the beaten white of an egg and powdered sugar.

Currant buns

Warm a cupful of cream in a double boiler, take it from the fire and stir into it a cupful of melted butter which has not been allowed to cook in melting. Beat three eggs very light, add them to the cream and butter, then stir in a cupful of sugar. Dissolve a half-cake of yeast in a couple of tablespoonfuls of water, sift a good quart of flour, make a hollow in it, stir into it the yeast and then, after adding to the other mixture a teaspoon-

ful, each, of powdered mace and cinnamon, put in the flour and yeast. Beat all well for a few minutes, add a cupful of currants that have been washed, dried and dredged with flour, pour into a shallow baking pan, let it rise for several hours until it has doubled in size, bake one hour in a rather quick oven. Sprinkle with fine sugar when done.

Raised muffins

In a quart of warm milk dissolve thoroughly half a yeast-cake. Stir into this two tablespoonfuls of sugar, a teaspoonful of salt, and a tablespoonful of melted cottolene or other fat. Add enough flour to make a quite stiff batter—not dough—and set to rise over night. In the morning whip into the batter four well-beaten eggs and turn into heated and greased muffin-tins. Bake at once.

English muffins

Bring a pint of milk to the boiling point and stir into it a teaspoonful of cottolene or other fat. Set aside until the mixture is lukewarm, then add two cups of flour into which a teaspoonful of salt has been sifted. Now beat in half a yeast-cake dissolved in a quarter of a cup of warm water, and set the batter aside to rise all night. In the morning add a cup of sifted flour, and with floured hands make lightly into round muffins and set to rise in greased muffin-tins for half an hour. Slip the rings and their contents on to a greased griddle and bake, first on one side, then on the other, until done.

English crumpets (No. 1)

Mix together three gills of lukewarm water, a half-teaspoonful, each, of salt and sugar and a teaspoonful of melted butter; then dissolve a quarter of a yeast-cake in this mixture. Into this stir enough flour to make a very stiff batter. Beat for ten minutes, adding as you do so enough lukewarm milk to make batter just stiff enough to be poured slowly from the bowl.

Grease shallow muffin-rings, place these on a soapstone griddle, and when hot pour the batter into them to the depth of a quarter-inch and bake slowly, not turning until brown on the under side. Then turn for just a few minutes.

English crumpets (No. 2)

On baking-day take a pint of dough from your bread-bowl an hour before breakfast. Put into a bowl and make a hole in the middle. Have ready two eggs beaten very light, and work them into the dough. Then thin it with milk and water to the consistency of griddle-cakes; beat it well, let it rise until breakfast, bake them on a hot griddle, butter and send to the table hot.

QUICK BISCUITS, ETCETERA

Milk biscuits

One quart flour, three cups of milk, one tablespoonful mixed butter and cottolene or other fat, one heaping teaspoonful of baking-powder, half-teaspoonful of salt. Sift the salt with the flour, chop in the butter and cottolene or other fat, add the baking-powder and the milk and mix to a soft dough. Handle as little as possible. Roll out into a sheet an inch thick, cut into rounds and bake in a floured pan.

Milk-and-water biscuits

Make as in the preceding recipe, but using one and one-half cups of milk and the same quantity of water. Some housewives prefer these to the all-milk biscuits, alleging that the milk tends to make the dough heavy.

Quick Sally Lunn

A quart of flour sifted twice with a teaspoonful of baking-powder, one cupful of milk, one-half cupful of melted butter,

four eggs, beaten light; one teaspoonful of salt. Add the sifted flour last, in great handfuls, stirring all the time, as long as you can use a spoon. The dough should be very soft; in fact, almost a batter. Bake in a mold with a funnel in the middle, and eat while hot.

Potato biscuits

Boil and mash six or eight potatoes. While warm, lay on a floured pastry-board, and run the rolling-pin over and over them until they are free from lumps. Turn into a bowl, wet with a cup of sweet milk, add a teaspoonful of melted butter; when well mixed work in half a cup of salted flour, or just enough to make a soft dough. Return to the board, roll out quickly and lightly into a thin sheet, and cut into round cakes. Bake in a quick oven. Butter as soon as they are done, laying one on top of the other in a pile. Eat before they fall.

The excellence of potato biscuits depends very greatly upon the softness of the dough, light handling, and quick baking. If properly made, they will be found extremely nice. They are a favorite Irish dish.

Graham biscuits

Stir together in a chopping-bowl a pint of graham flour and a half-pint of white flour. To this add a teaspoonful of salt, one of sugar, and two rounded teaspoonfuls of baking-powder. Mix thoroughly, and chop into the mixture two tablespoonfuls of cottelene or other fat. Add a pint of milk, and if the mixture is then too stiff to handle, add enough water to make into a soft dough. Turn upon a floured board, roll out, and cut into biscuits, handling as little and as lightly as possible. Bake in a steady oven.

Virginia beaten biscuits

One pint of flour, one cup of water, one teaspoonful of salt. Mix into a stiff dough; transfer to a floured block of wood and beat with a rolling-pin, steadily, for ten minutes, shifting the dough often and turning it over several times. In the olden

days half an hour was the regulation time, but ten minutes are enough if one has a strict eye to business. Cut into round cakes, prick with a straw and bake in a brisk oven.

MUFFINS AND THEIR CONGENERS

Whole wheat muffins

INTO a quart of whole wheat flour stir a teaspoonful of salt and two teaspoonfuls of baking-powder. Beat three eggs light and stir them into three cups of rich milk. Add these to the flour, stir in a tablespoonful of melted cottolene or other fat, and beat very hard for at least five minutes. Turn into greased muffintins and bake in a quick oven.

Oatmeal muffins

(Contributed)

To one cup of oatmeal mush add one-half cup of milk, one well-beaten egg, one teaspoonful of butter, one tablespoonful of sugar and one cup of flour in which has been sifted two teaspoonfuls of baking-powder. Stir well together and bake in hot muffin-pans.

Sally's muffins

One egg; a tablespoonful of sugar; one-quarter cup of butter. Beat all together thoroughly. Add one cup of milk, a little salt and one cup of flour into which is sifted two teaspoonfuls of baking-powder. Now add enough flour to make a batter a little stiffer than for griddle-cakes. Bake in well-buttered, hot muffintins.

Risen brunette muffins

Cream together two tablespoonfuls of brown sugar and one tablespoonful of butter and add to it three cups of warm (not hot) milk. Sift into a bowl three cups of graham flour and one of white, with a teaspoonful of salt. Pour into this the butter,

sugar and milk mixture and add a cup of warm milk in which half a yeast-cake has been dissolved. Beat thoroughly and set in a warm place to rise for at least six hours. Butter muffin-tins, half fill with the mixture, and set on a stool by the range to rise for fifteen minutes before baking in a steady oven.

Graham puffs

Thoroughly beat the yolks of four eggs, and whip the whites to a stiff meringue. To the yolks add a pint of milk, a teaspoonful of salt, three teaspoonfuls of melted cottolene or other fat, and a tablespoonful of sugar. Sift two teaspoonfuls of baking-powder into a quart of graham flour and stir this gradually into the milk and yolks. Beat until all lumps are gone and you have a smooth batter, then, with a few strong strokes, add the stiffened whites of the eggs. Half fill deep heated muffin-tins with the batter and bake at once in a hot but steady oven.

Graham gems (No. 1)

Into a quart of warm milk stir four eggs that have been beaten only a little, add a tablespoonful, each, of melted butter and sugar. Add now, gradually, three cupfuls of graham flour that has been sifted with a heaping teaspoonful of baking-powder. Beat very hard for seven or eight minutes and bake in greased and heated gem pans.

Graham gems (No. 2)

Into a pint of warm milk whip three unbeaten eggs, one tablespoonful of melted butter and a teaspoonful of sugar. Gradually stir in a cup and a half of graham flour and beat hard for several minutes. Turn into heated gem pans, and bake in a very hot oven. Serve immediately.

Rice muffins

Make a batter of a quart of milk, three beaten eggs, a tablespoonful of melted butter, a teaspoonful, each, of salt and sugar, and two cups of prepared flour. Mix thoroughly and beat in a cup of cold boiled rice. Beat very hard and bake in a quick oven.

Graham muffins

Rub to a cream a tablespoonful of sugar and two of butter. Into this beat four eggs. Sift a teaspoonful of baking-powder into three cups of graham flour, add the butter and egg mixture, and beat very hard. Turn into heated and greased muffin-tins and bake in a very hot oven.

Popovers

Two cups of flour, sifted twice with one teaspoonful of baking-powder; half a teaspoonful of salt; two cups of milk; one egg, beaten very light. Beat for four minutes and bake in hot, buttered *pâté*, or gem pans, in a brisk oven. Serve at once.

W A F F L E S**Risen waffles**

Four eggs; two cups of milk; three tablespoonfuls of melted butter; one tablespoonful of sugar; three cupfuls of flour, sifted with half a teaspoonful of salt; one-half yeast-cake dissolved in warm water. Beat well and long; set in a warm place to rise and bake in waffle-irons.

Rice waffles

One cup of boiled rice; one pint of sweet milk; two eggs; one spoonful of baking-powder; one teaspoonful of salt; a table-

spoonful of butter and flour to make a thin batter. Sift salt, baking-powder and one scant cup of flour twice together; add milk and eggs, beat in butter and rice. Beat two minutes.

Quick waffles

Two cups of flour sifted twice with one teaspoonful of baking-powder and the same of salt. Three eggs; one tablespoonful of butter or cottolene or other fat. Two cupfuls of milk.

Beat the yolks smooth, add the milk, and turn this upon the prepared flour. Whip lightly and quickly for one minute, add the stiffened whites and drop by the spoonful into heated and greased waffle-irons.

GRIDDLE CAKES

If you can get a soapstone griddle, use no other. Cakes are baked—not fried—upon it, and are thereby made comparatively wholesome. Set the griddle at the side of the range to heat gradually at least one hour before you begin to bake the cakes. If heated suddenly it is liable to crack. Clean with dry salt, then wipe with a clean cloth and it is ready for use. *Never* allow a drop of grease to touch it.

If you have an iron griddle, lubricate with a bit of salt pork, leaving just enough grease on the surface to prevent sticking. The popular prejudice against griddle-cakes is founded mainly upon the fact that dough or batter soaked in grease is abhorrent to dietetic ethics.

Soapstone and iron griddles alike need tempering or seasoning in order to do their work well. They are seldom "just right" at the first trial. Give them time and handle them patiently.

Buckwheat cakes (No. 1)

Mix together a quart of buckwheat flour, four tablespoonfuls of yeast, a handful of Indian meal, two tablespoonfuls of New Orleans molasses, a teaspoonful of salt and enough water to make

a thin batter. Beat hard and set to rise in the warm kitchen. A pint of this may be left over in the morning after the baking of the cakes and used as a sponge the following night, the flour, etc., being added. If the batter seems sour, add a very little baking-soda. This batter may be kept in a stone crock for a week or longer.

Buckwheat cakes (No. 2)

One cup of milk and same of boiling water; two tablespoonfuls of molasses; half cake of compressed yeast dissolved in warm water; one-half teaspoonful of salt; two cups of buckwheat flour, or enough for a good batter.

Beat five minutes, and set in a warm place to rise. In the morning beat hard for one minute; if it be sour, add a little soda, and let it rise near the fire for half an hour before baking.

Quick buckwheat cakes

Two cups of buckwheat and half a cup of corn-meal; two cups of warm milk and half a cup of warm water; two tablespoonfuls of molasses, two teaspoonfuls of baking-powder; one even teaspoonful of salt.

Mix milk, water and molasses together. Sift meal and flour three times with the baking-powder and salt. Make a hole in the center of the flour, stir in the milk and water quickly and lightly until you have a good batter—not too stiff—and bake.

Sour milk buckwheat cakes

Make as in preceding recipe, substituting loppered milk or buttermilk for sweet, and a rounded teaspoonful of baking-soda for the baking-powder.

Whole wheat griddle-cakes

Sift a quart of whole wheat flour, a teaspoonful of baking-powder and one of salt well together. Stir into this a tablespoon-

ful of melted butter, a tablespoonful of sugar, two beaten eggs and two cupfuls of milk. Beat all together and bake upon a soapstone griddle.

Lizzie's flannel cakes

Two cups of flour; two cups of sweet milk; one egg; one teaspoonful of baking-powder; a generous pinch of salt. Beat the egg very light; add the milk and, lastly, with just enough beating to mix all together, the flour, sifted twice with salt and baking-powder. Bake at once.

After several years trial of this simple recipe, I can recommend it unhesitatingly as the best, cheapest and most wholesome way I know for preparing breakfast cakes. The excellence of the cakes depends upon quick mixing and baking. A soapstone griddle, which is never greased, should be used.

Waffles may be made in the same way mixed a little thinner by using less flour.

Huckleberry griddle-cakes

(Contributed)

To one cup of milk add one-half teaspoonful of salt, one teaspoonful of baking-powder, one tablespoonful of sugar and two well beaten eggs. Add sufficient flour to make a batter. Stir into this one pint of huckleberries rolled in flour. Fry on hot griddle. Butter them hot and serve.

Feather griddle-cakes

Add to a pint of water and milk a teaspoonful of salt, a half-teacupful of yeast and flour enough to make a batter. Let stand all night. In the morning add one cupful of thick sour milk, two eggs well beaten, one level tablespoonful of butter, one level teaspoonful of soda and flour enough to make the consistency of pancake batter. Let stand twenty minutes and then bake .

Rice griddle-cakes

Scald one pint of milk and let stand until cold. Then add one-half cake of compressed yeast, one teaspoonful of salt, one cup

of boiled rice and about one and one-half cups of flour. Beat continuously for three minutes. Cover and let stand in warm place till morning. In the morning beat two eggs separately until they are very light. Add first the yolks and then the whites. Mix thoroughly and let stand fifteen minutes and then bake on hot griddle.

Peas griddle-cakes

Take two cups of cooked green peas and rub through a strainer. Pour into this one cup of boiling milk. Add a teaspoonful of butter and one of sugar and one of salt. When cold add one egg beaten till light and one cup of flour into which has been sifted three level teaspoonfuls of baking-powder. Fry on a soapstone griddle.

French pancakes

To the yolks of three eggs add one cup of milk, one-half teaspoonful of salt and one teaspoonful of sugar. Pour one-third of this mixture on one-half cup of flour and stir to a smooth paste; then add the remainder of the mixture and beat well. To this add one-half teaspoonful of salad oil. Pour enough of the batter into a hot buttered frying-pan to cover the pan. When brown turn and brown the other side. Spread with butter and jelly, roll up and sprinkle with powdered sugar.

Sour milk griddle-cakes

Into a quart of loppered milk stir a quart of flour, a teaspoonful of salt and two beaten eggs. Mix thoroughly, then add as much flour as will be needed to make a good batter. Last of all, add a teaspoonful of baking soda dissolved in a tablespoonful of hot water. Bake at once on a very hot griddle.

Stale bread griddle-cakes

Let two cupfuls of dry bread crumbs soak for an hour in a quart of milk. Into this beat a tablespoonful, each, of molasses and melted butter, a teaspoonful of salt and three well-beaten

eggs. When thoroughly mixed, add half a cupful of flour which has been sifted with a half teaspoonful of baking-powder. Bake on a soapstone griddle if possible.

Hominy griddle-cakes

One cup of cold boiled hominy beaten to a smooth paste with a tablespoonful of melted butter, then whipped light with the yolks of the eggs; two eggs, whites and yolks beaten separately; one cup of milk; one tablespoonful of flour sifted twice, with an even teaspoonful of baking-powder and a teaspoonful of salt; one tablespoonful of molasses. Stir molasses into the milk, add to the hominy, butter and yolks; lastly, put in prepared flour and the whites of the eggs.

Sweet corn griddle-cakes

One cup of sweet corn fresh or canned, chopped fine and run through a vegetable press; one cup of hot milk; one tablespoonful, each, of butter and sugar; half teaspoonful of salt; one cup of flour sifted twice with a rounded teaspoonful of baking-powder and a little salt; two eggs. Mix as you would hominy cakes.

Corn-meal and graham griddle-cakes

Two cups of corn-meal and one cup of graham flour. The flour should be sifted three times with one even teaspoonful of baking-powder and a little salt. One quart of scalding milk. One tablespoonful of butter and the same of molasses, stirred to a cream. One even teaspoonful of salt. Two eggs—whites and yolks beaten separately.

Scald the meal with the milk, beat in butter and molasses and let it cool to blood warmth before adding the beaten yolks and the prepared flour alternately with the stiffened whites. If too stiff, thin with cold milk. Beat hard and bake. Wholesome and palatable if properly made.

Graham griddle-cakes

Two cups of graham flour; two tablespoonfuls of butter, or one of butter and one of cottolene or other fat; one of molasses; three cups of milk; four eggs; one teaspoonful of baking-powder and twice as much salt sifted twice with the flour; half a cup of white flour mixed thoroughly with the brown. Stir shortening and molasses to a cream, beat in the yolks of the eggs, then the milk, a little at a time, lastly the mixed flour alternately with the whites of the eggs. The batter should be like thick cream before you bake it.

**VARIOUS BREAKFAST BREADS OF
INDIAN MEAL****Corn bread made of northern meal**

Two cupfuls of corn-meal; one cupful of flour; two and a half cupfuls of milk; three eggs; a tablespoonful, each, of butter and white sugar; one teaspoonful of salt; two teaspoonfuls of baking-powder.

Melt the butter and stir it into the eggs, which should have been beaten very light, and after sifting the salt, sugar and baking-powder with the meal and flour, put in the milk, eggs and butter. Beat hard and bake for half an hour in a greased pan in a steady oven.

Corn bread made of southern meal

Beat two eggs light; stir half a cupful of cold boiled rice into a pint of milk and add to the eggs, rice and milk a tablespoonful of melted butter. Sift a teaspoonful of salt into two cups of Indian meal; stir all together and bake in shallow pans. Eat hot.

This is the Southern batter bread, or "egg bread."

Indian meal crumpets

Heat a quart of milk to scalding and pour it gradually upon two full cups of corn-meal. When thoroughly mixed, stir into this a tablespoonful of granulated sugar and a quarter of a yeast-cake dissolved in a little warm milk. Cover the bowl or batter with a clean cloth and set to rise. Early in the morning add a tablespoonful of melted cottolene or other fat and beat hard for a moment before pouring the batter into muffin-tins. Set near the range for twenty minutes and bake.

Steamed corn loaf

Mix together in a bowl a pint of corn-meal and a half-pint of flour. Make a hole in the center of the mixture and pour into this three large cupfuls of sour milk. Beat hard and stir in a tablespoonful of melted butter, two tablespoonfuls of sugar and a teaspoonful of baking-soda dissolved in a tablespoonful of boiling water. Beat for several minutes, turn into a greased mold with a tightly-fitting cover and steam for two hours. Turn out upon a platter, set in the oven for five minutes, and send to the table.

Sour milk corn bread

Mix together in a bowl three cups of corn-meal and one cup of graham flour. Stir in a teaspoonful of salt, a tablespoonful of sugar, a tablespoonful of melted butter and three cups of sour milk. Now beat in three eggs, whipped light, and a small teaspoonful of soda dissolved in a little boiling water. Beat for five minutes, then pour into a greased mold with a funnel in the center. Bake for an hour, or until a straw comes out clean from the thickest part of the loaf.

Sour milk corn-meal griddle-cakes

One-half cup of white corn-meal and the same of flour; one and a half cups of loppered milk or buttermilk; one tablespoonful of molasses and the same of melted butter; one rounded teaspoonful

of soda and half as much salt sifted twice with flour and meal; one egg beaten very light. Beat molasses and butter to a cream; add the milk, the egg, lastly the prepared meal and flour. Beat hard one minute.

Buttermilk corn bread

Two cups of buttermilk; three well-beaten eggs; two scant cups of Indian meal (white); one rounded teaspoonful of soda; one tablespoonful of sugar.

Beat the eggs separately, sift the soda twice through the meal and add one teaspoonful of salt. Beat the ingredients well together, adding the whites last of all. Bake in a moderate oven in muffin-rings, with a large spoonful of the batter to each, and cook to a golden brown.

Dinah's corn bread

Sift two cups of corn-meal twice with an even teaspoonful of soda and as much salt. Beat two eggs very light. Mix one teaspoonful of sugar in three cups of buttermilk or loppered milk, add the eggs and a tablespoonful of melted butter, lastly, the prepared flour. Have ready three well-greased deep jelly-cake tins (warmed), divide the batter between them and bake in a quick oven. Eat hot.

Corn-meal gems

Sift together a half-cup of flour, a cup of Indian meal, a teaspoonful of baking-powder and a half-teaspoonful of salt; into a pint of milk whip three beaten eggs, a tablespoonful of melted cottolene or other fat and two tablespoonfuls of granulated sugar. Make a hole in the meal and flour mixture and gradually pour the liquid into this, beating steadily. Beat hard for about five minutes, pour into greased and heated gem pans and bake in a good oven. Remove from the tins and send immediately to the table.

Two-and-two Indian meal muffins

One full cup, each, of Indian meal and white flour; two cups of milk; two eggs; two tablespoonfuls of melted butter; two tea-

spoonfuls of sugar; two even teaspoonfuls of baking-powder; two saltspoonfuls of salt. Sift meal and flour together three times with baking-powder and salt. Add beaten yolks to the milk, then the butter and sugar beaten together, lastly the prepared flour and meal. If too stiff thin with milk. Bake in hot muffin-tins or in gem pans.

Johnny-cakes

(Contributed)

Sift with two-thirds of a cup of flour, one tablespoonful of sugar, two teaspoonfuls of baking-powder and one teaspoonful of salt. Pour two cups of boiling milk over two cups of corn-meal and when cool add two tablespoonfuls of melted butter, the yolks of two eggs well beaten and the sifted flour. Beat the mixture and just before putting in the oven add the whites of two eggs whipped light and dry. Bake in a shallow pan and serve hot.

Corn pone

(Contributed)

Mix with cold water one quart of sifted corn-meal, one teaspoonful of salt and one tablespoonful of melted butter. Mold into oval cakes with the hands. Bake in a hot oven in well-greased pans. The crust should be brown.

Hominy cake

(Contributed)

Take one cupful of hot boiled hominy, add one teaspoonful of salt and yolks of two well-beaten eggs. Add slowly one cupful of milk, one cupful of corn-meal and the whipped whites of two eggs. Bake in a flat tin in a hot oven twenty or thirty minutes.

Corn waffles

(Contributed)

Sift together one cup of white flour, one cup of corn-meal, two teaspoonfuls of baking-powder and one-half teaspoonful of salt. Beat the yolks of three eggs until thick, add one and a fourth cups of milk and stir into the flour mixture. Then add one table-spoonful of melted butter and the whites of three eggs beaten stiff. Bake on a hot waffle-iron and serve with caramel sauce.

DIVERS KINDS OF TOAST**Buttered toast**

Cut the crusts from thin slices of stale bread and toast them over a clear fire to a delicate brown; spread lightly with butter and pile upon a hot plate; keep in the open oven until sent to the table.

German toast

Pare the slices and cut into strips twice as wide as your middle finger and about as long. Toast quickly on both sides, butter lightly and serve very hot

Baked milk toast

Trim off the crust from slices nearly half an inch thick; toast to a uniform light brown. Have on the range a pan of boiling water, salted. As you remove each slice from the toaster dip quickly into the boiling water and lay in a well-buttered pudding dish; buttering the toast while smoking hot and salting each slice. When all the soaked toast is packed into place, cover with scalding milk in which has been melted a tablespoonful of butter. Cover closely and bake fifteen minutes.

This is so far superior to the usual insipid preparation of milk toast that no one who has eaten the first can enjoy the poor parody.

Cream toast

Toast, and proceed as in last recipe, but dipping each slice in hot salted milk instead of water, and when in the dish covering with a mixture one-third milk, two-thirds cream, made very hot. Add a pinch of soda to the cream to prevent curdling.

Cream toast, baked, is delicious and nutritious. Either of these dishes can be made of graham bread.

Fried toast

Cut rather thick slices of stale bread round with a cake cutter; spread upon a platter and pour over them a mixture of one cup of milk with an egg beaten into it, then salted slightly. Turn the slices until saturated, drain carefully and fry as you would doughnuts in deep hot cottolene or other fat, turning when half done. Lay scrambled or poached eggs or a nice mince upon them for breakfast.

Tomato toast

Prepare precisely as directed in recipe for baked milk toast, but pour over the pile of slices in the dish a rich strained tomato sauce, lifting the toast with a fork, that the sauce may get at each piece. Cover and bake. Serve in the dish as an accompaniment to chops, omelet or hash.

Anchovy toast

Cut stale bread into strips an inch and a half wide and three inches long; toast, butter and spread with anchovy paste, as a foundation for scrambled or poached eggs.

Sardine toast

(Contributed)

Butter rounds of toast and set in the oven to brown. Drain the oil from a box of sardines and flake with a silver fork. Put into a saucepan one tablespoonful of butter, one teaspoonful of lemon juice and one-half teaspoonful of onion juice. Stir until

hot and then add the flaked sardines. Stir until the fish is hot. Spread on the hot rounds of bread and serve at once.

Cheese custard toast

(Contributed)

Sprinkle hot toasted bread with grated cheese. Set in the oven until the cheese melts. Take out and arrange in layers in a pudding dish and pour over it an unsweetened custard. Put in a moderate oven until the custard is done. Serve at once.

Oyster toast

(Contributed)

Put twelve oysters into a saucepan with their own liquor and one-quarter teaspoonful of white pepper, one glass of milk and two cloves. Boil for three minutes. Mix one ounce of butter with one-half ounce of flour; put this in a pan and stir well. Add one teaspoonful of lemon juice and, when boiling, pour the mixture over the toast and serve.

Mushroom toast

(Contributed)

Cut the stems of mushrooms fine and stew in a little milk. Slice, in quarters, the tops. Cook five minutes in plenty of butter. Then add cream enough to make a sauce; sprinkle with salt and pepper. Let the stems simmer until tender, adding some cream, if needed. There should be sauce enough to moisten the toast. Pour on toast and serve.

Ham toast

(Contributed)

Mince the lean of two slices of cooked ham very finely. Beat yolks of two eggs, mix with the ham, adding enough cream or milk to make it soft. Keep it on the fire long enough to warm through, stirring all the time. Have ready some buttered toast in rounds. Lay the ham mixture neatly on each piece.

EGGS

"THE following method of determining the age of eggs is practised in the markets of Paris. About six ounces of common cooking salt is put into a large glass, which is then filled with water. When the salt is in solution an egg is dropped into the glass. If the egg is only one day old, it immediately sinks to the bottom; if any older it does not reach the bottom of the glass. If three days old, it sinks only just below the surface. From five days upwards it floats; the older it is the more it protrudes out of the water."—*German Newspaper*.

Boiled eggs (No. 1)

Be sure the water is at a rapid boil. Wash the eggs in warm water, leaving them in it just long enough to take off the chill. If you put them on to boil while cold you must allow twenty seconds for the shells to get warm. Boil steadily three minutes and a half, take out, wrap in a warmed napkin and send immediately to table.

Boiled eggs (No. 2)

Wash in warm water; lay in boiling water and remove the saucepan promptly from the fire to the side of the range where it will hold the heat, but can not possibly boil. Cover closely and leave thus for seven or eight minutes, according to the size of the eggs. It will be of a custard-like consistency all through, and be far more digestible than when the white is firm and the yolk soft.

Poached eggs

Add a little vinegar to the water in which you poach eggs, to prevent the whites from spreading. Breaking each one into a shal-

low cup about a quarter of an hour before it is to be cooked is also a good plan.

Be sure the water is boiling and free from specks. If you have no egg-poacher, use a clean frying-pan. Fill with boiling water; draw to the side of the range, slip the eggs, one by one, upon the surface, set carefully back over the fire and boil gently three minutes, or until the whites are firm. Take up with a flat perforated spoon, lay upon rounds of buttered toast, trim off ragged edges and dust lightly with salt and white pepper. Celery salt gives a pleasant flavor to poached eggs, and some relish a drop of onion juice upon each.

Eggs poached in milk

Proceed as with those poached in water, using boiling milk instead. When done, transfer to slices of hot buttered toast laid upon a platter and pour over all a white sauce—plain drawn butter, or butter drawn in stock of some kind. Chicken stock is particularly good for this.

Scrambled eggs

Have a tablespoonful of butter hissing hot in the frying-pan. Break six eggs into a bowl; add, without breaking the eggs, two tablespoonfuls of cream, or, if you have none, of milk in which half a teaspoonful of corn-starch has been wet; add pepper, salt, and a little finely minced parsley; turn all into the pan, and stir incessantly in all directions, until you have a creamy mass.

Turn out upon buttered toast or into a hot water dish and serve before the mass hardens.

Scrambled eggs in cups

With a rather large tin "shape" cut round out of slices of stale bread an inch thick. With a small "shape" cut more than half through these rounds and dig out the crumb carefully, leaving bottom and sides a quarter of an inch thick. Set in a pan on the upper grating of the oven to crisp. When of a delicate brown,

butter the insides and edges of the "cups" and leave in the oven three minutes longer. Arrange on a dish and fill with scrambled eggs prepared as in the last recipe.

Fried eggs

Fry slices of bacon quickly, take out the meat and keep it hot; strain the fat that ran from them, add a tablespoonful of cottolene or other fat or dripping, bring to a boil and break into the pan as many eggs as you need. Slip a spatula under each, as soon as it is fairly "set" and reverse it dexterously if you like "turned" eggs.

Trim ragged and discolored edges, arrange in the center of a hot platter and lay the bacon about them.

Fried eggs with brown sauce

Put a good lump of butter into the frying-pan, and when it hisses sharply, cook the eggs as directed in the last recipe. When done, dish and keep them hot over boiling water. Now put two more tablespoonfuls of butter into the pan; fry brown, then add one tablespoonful of vinegar and a little onion juice with pepper and salt. Boil the whole together for two minutes, pour it over the eggs, and serve.

Deviled eggs

Boil six eggs hard, cut carefully in half, and take out the yolks. Rub these to a paste with two tablespoonfuls of melted butter, one-half teaspoonful of Chili sauce, and a saltspoonful, each, of salt, pepper and French mustard. Form this mixture into balls that will fit into the halved whites. Set these halves on end on a hot platter, put a yolk-ball in each, and keep hot while you make the sauce to pour about them. To make this, cook together a teaspoonful of butter and one of flour, and pour over them a half pint of hot milk with a pinch of soda stirred in it. When this sauce is thick and smooth, add to it one beaten egg and a tablespoonful of finely minced parsley. Remove immediately from the fire and pour around the eggs.

Mince of tongue and eggs

Boil a fresh calf's tongue, let it get cold, and mince fine. Heat a half-pint of soup stock, and cook together in a frying-pan a tablespoonful of butter and one of browned flour. On this pour the hot soup stock, and cook until you have a thick, brown sauce. Into this turn the chopped tongue, and toss and stir until smoking hot. Season with a teaspoonful of tomato catsup, a teaspoonful of onion juice, salt and pepper. Have ready slices of toast on a heated platter, pour the hot mixture over these; put a poached egg in the center of each slice of toast, and serve.

Kidneys are delicious cooked in this way.

Mince of ham and eggs

Prepare as above, but using cold boiled and minced ham in place of the tongue. A mixture of cold liver and ham is very palatable.

Savory eggs

Dissolve a pinch of soda in a cup of cream and heat the cream. In another vessel heat a pint of stock. Turn into the stock six beaten eggs, season to taste with salt, pepper and minced parsley; cook until the eggs begin to thicken, stirring all the time; add the cream and serve on slices of lightly buttered toast.

A curry of eggs

Put into a saucepan one tablespoonful of butter, and when this has melted, stir into it a tablespoonful of flour mixed with a teaspoonful of curry powder. When these are thoroughly blended with the butter pour slowly into the saucepan a cupful of veal,utton or chicken stock, half a teaspoonful of onion juice, and season with salt. Stir until you have a smooth sauce, then lay in six hard-boiled eggs cut into slices about half an inch thick. Cook until the eggs are thoroughly heated.

A simple omelet

(Contributed)

Beat the yolks and whites of six eggs separately, and stir three tablespoonfuls of milk into the yolks. Melt a tablespoonful of butter in a hot frying-pan. Stir the yolks and whites very lightly together; pepper and salt them, and turn the frothed mass into the frying-pan. Keep the omelet from sticking to the bottom and sides of the pan by frequently slipping a knife or cake-turner around the sides and under the bottom of the egg mixture. When the omelet is set, slip it off upon a hot platter, and, as you do so, fold it over quickly and lightly. Serve at once.

An English omelet

Break six eggs, and separate the yolks from the whites. Beat the yolks until they are thick. Add a saltspoonful of salt to the whites, and whip them until they are very stiff. Now, with quick strokes, lightly stir the whites into the yolks. Have a tablespoonful of butter melted in a frying-pan and turn the beaten eggs into this. With a knife keep the omelet loosened from the sides and bottom of the pan, and take care that it does not scorch on the bottom. When "set" slip the omelet upon a hot platter, and, as it leaves the pan, fold it over upon itself, sprinkle with salt, and send at once to the table.

Omelet with tomato sauce

Make what is known in cookery as a "white roux" by cooking in a saucepan a tablespoonful of butter and one of flour, and, when they bubble, pouring over them a cupful of strained and seasoned tomato juice. Keep this sauce hot while you make an omelet by the foregoing recipe; dish it, and after it is on the platter pour the tomato sauce over and around it.

A bread omelet (baked)

Soak three tablespoonfuls of stale crumbs in a cupful of milk for two hours. Beat six eggs—whites and yolks separately

—very light. Into the yolks stir the soaked crumbs, and season the mixture with salt and pepper. Last of all, stir in with a few light strokes the stiffened whites. Butter a deep pudding dish, pour the mixture into this, set it on the lower grating of a quick oven and bake until light and brown. Sift brown crumbs over the top and serve the omelet as soon as it is removed from the oven.

Omelet aux fines herbes

Chop finely parsley, thyme, summer savory, chives, or any green herbs you fancy; make two tablespoonfuls in all; season with paprika and celery salt. Make an omelet in the usual way, pour into the pan, and, before it forms, sprinkle the herbs over the surface, stirring gently to mix them. Cook then as you would a plain omelet. A parsley omelet is made according to this recipe, using no herbs except parsley.

Oyster omelet

Before putting your omelet over the fire, have ready the filling. Chop a dozen oysters into tiny bits. Stir together over the fire a large spoonful of butter and one of flour. When smooth and bubbling draw to the side of the range and add gradually three tablespoonfuls of cream (with a pinch of soda), and the same quantity of strained oyster liquor. Set back over the fire and stir until it boils. Season with paprika and salt; add the chopped oysters, and bring again to a boil. Set in boiling water while you make the omelet. When this is ready to fold over, cover with the cooked oysters, fold, and turn out upon a very hot dish.

Clam omelet is made in the same way.

Baked mushroom omelet

Peel and cut into quarters a dozen fresh mushrooms and put them into a saucepan with a tablespoonful of butter, pepper and salt to taste, and a few drops of lemon juice. Cover the pan and simmer slowly for ten minutes. Add one cupful of thickened

chicken or veal stock, and cook slowly ten minutes longer. Then stir in six eggs, well-beaten, turn into a buttered bake-dish, sift browned crumbs over the top, and set upon the upper grating of a quick oven until the eggs are "set." Five minutes should be enough. Serve at once in the bake-dish.

Daffodils

Chop the whites of six hard-boiled eggs fine, then run through a vegetable press. Have ready a cup of drawn butter, seasoned with pepper, salt and onion juice. Mix the whites with this, and keep hot over boiling water. Have ready eight rounds of toast, buttered and slightly moistened with gravy—chicken, veal or turkey. Arrange on a hot platter and cover each round with the white mixture, flattening it on top.

Run the yolks through the press, reducing them to a yellow powder, season with salt and pepper, and put a spoonful in the center of each white round.

Nesting eggs

Boil six eggs hard, and throw into cold water. When cold, strip off the whites and shred them into long straws. Heat a flat dish—one that will bear fire—and arrange the shreds around the inner edge. Have ready a handful of celery (shredded like the eggs), which has been stewed tender in a little milk, then seasoned. Lay this inside of the lines of white shavings, and put a few spoonfuls of melted butter over both. Set in the oven until very hot.

Pick to pieces a cupful of cold boiled or baked fish, and run the yolks of the eggs through the colander or vegetable press. Mix with the fish, moisten with drawn butter, and mold into egg-shaped balls. Dispose these neatly within the "nest," and pour over them a cupful of drawn butter to give the desired whiteness. Shut up in the oven for a few minutes to get them heated through, and serve.

This is a less elaborate dish than would seem at first reading.

If you have stewed celery left from yesterday's dinner, and cold fish, the rest is easy enough.

Chicken or other meat may be substituted for the fish.

Cheese omelet

Make a plain omelet, and when nearly done, strew powdered Parmesan cheese over it. Fold, transfer to a hot dish, strew more cheese on top, and hold a red-hot shovel near enough to scorch the cheese.

Baked soufflé of eggs (No. 1)

Scald a cup of milk, putting in a tiny pinch of soda. Beat the yolks of six eggs until light and creamy, and the whites till stiff enough to stand alone. Add one-half teaspoonful of salt, a dash of pepper and one rounded tablespoonful of butter to the milk and stir it into the yolks; then beat in the whites very quickly. Pour into a deep, buttered pudding dish and bake in a moderate oven ten minutes, or to a delicate brown. Serve immediately in the bake-dish.

Baked eggs soufflé (No. 2)

Beat six eggs light, whites and yolks separately. Heat one cupful of milk, add one teaspoonful of corn-starch, one-half teaspoonful of salt, and the whipped yolks of the eggs. Cook in a saucepan until as thick as cream, add the whites, beaten stiff, put into a well-buttered frying-pan, set in a hot oven and bake well until browned slightly, then slide off upon a hot platter.

Eggs and tomatoes

Cook a tablespoonful of butter and one of flour together in a saucepan until smooth and hot. Add a cupful of tomatoes, canned or raw, chopped fine, and strained from the juice. Season with paprika, celery salt, a half teaspoonful of sugar, and a teaspoonful of onion juice. Cook five minutes. Have ready on a bowl six eggs, beaten—whites and yolks together; take the saucepan from the fire and add the contents gradually to the eggs.

Set back over the fire, stir for one minute, or until the eggs are set, and serve in a hot, deep dish.

Olla podrida omelet

Make a roux of one tablespoonful of butter and the same of browned flour in a deep frying-pan. When hissing hot stir in one cupful of canned tomato, one-half cupful of canned mushrooms, sliced fine, the same quantity of minced ham, tongue or chicken. Season with onion juice, paprika and salt to taste. Let it simmer five or eight minutes, then stir in four beaten eggs. Stir carefully as it thickens, and when the eggs are set serve on buttered toast.

Scrambled eggs with cheese

(Contributed)

Break ten eggs and slip them into a saucepan. Beat them with one-fourth of a pound of butter, one-fourth of a pound of grated cheese and salt and pepper to taste. Butter a saucepan and when hot, pour in the mixture and allow it to cook for five minutes over a light fire, stirring all the while. When the mixture becomes quite thick, pour into a deep dish, and serve with fried toast.

Scrambled eggs with asparagus tops

(Contributed)

Cut the tender tops of asparagus into pieces one-half inch long. Cook them in salted water for about ten minutes, then let them drain. Scramble the eggs and when they are cooked add the asparagus tops and serve on toast. Lobsters, cooked and cut into dice, may be substituted for the asparagus tops.

Rice omelet

(Contributed)

To one cupful of cold boiled rice add one cupful of warm milk, one tablespoonful of melted butter, one teaspoonful of salt

and a dash of pepper ; mix well and add three well-beaten eggs. Heat a tablespoonful of butter in a frying-pan and when hot pour in the omelet and set the pan in a hot oven. When it is thoroughly cooked fold it double, turn out on a hot dish and serve at once.

Fish omelet

(Contributed)

Make about a half pint of white roux, add a piece of butter about the size of an egg, twelve shelled and cooked shrimps ; season with salt and pepper ; let it cook for two or three minutes, stirring all the time, then add half of a green sweet pepper, chopped fine, and cook for one minute. Make an omelet of six eggs ; when brown, turn up and fill with this mixture. Serve at once on a hot platter.

Frizzled beef and eggs

(Contributed)

To every half pound of chipped beef allow half a pint of milk, one tablespoonful of butter and one tablespoonful of flour. Put the butter into a frying-pan ; when hot add the beef and stir for about two minutes, or until the butter begins to brown, then dredge in the flour. Stir well, add the milk and a little pepper, and just before taking from the fire whip in two well-beaten eggs.

Ham omelet

(Contributed)

Make an omelet in the usual way ; pour into an omelet pan and before the egg sets sprinkle over the top one teacupful of finely minced, cold, cooked ham.

Egg croquettes

(Contributed)

Cut hard-boiled eggs into one-quarter inch dice. Add one-fourth as many chopped mushrooms and turn into a thick white

sauce. When cold, mold into croquettes, dip into egg, then in bread crumbs and fry in deep fat.

Eggs in cases

(Contributed)

Make little paper cases of buttered writing paper; put a small piece of butter in each and a little chopped parsley or onion; pepper and salt. Put the cases upon a gridiron over a moderate fire of bright coals, and when the butter melts break a fresh egg into each case. Strew over them a few buttered bread-crumbs, and when almost done glaze the tops with a hot shovel.

Minced eggs

(Contributed)

Chop up, but not too fine, four or five hard-boiled eggs. Put over the fire, in a saucepan, one tablespoonful of butter, and when it begins to bubble, stir into it one tablespoonful of flour; cook one minute, then add one cupful of hot milk. When it cooks thick like cream, put in the minced eggs. Stir it for a few minutes, and serve garnished with sippets of toast.

Scalloped eggs

(Contributed)

Slice in rings twelve hard-boiled eggs. Cover the bottom of a well-buttered baking dish with fine bread-crumbs; over this put a layer of eggs, some small pieces of butter and sprinkle with salt and pepper. Alternate in this way until the dish is filled, being careful to have bread-crumbs on top. Add two tablespoonfuls of rich milk or cream and bake in a moderate oven.

Shirred eggs

Butter small "nappies" and drop an egg carefully into ear taking care not to break the yolk. Set the nappies in a pan boiling water on the range, and cook until the white is set. P on each egg a bit of butter, and a dash each of pepper and ~~or~~ Serve at once.

FAMILIAR TALK

WHO RULES THE HOME?

THE question is seldom put so baldly. Indulgent husbands yield the point in verbal gallantry. Politic wives make it a point of conscience and etiquette to speak of their husbands as owners of house and contents and lawful directors in all pertaining thereunto. At heart, the complaisant Benedict knows his will to be potent, if not supreme, in home and family. The wedded Beatrice is secretly conscious that she can wind her boastful Benedict about her taper finger, and he will not suspect.

An old, old ballad, warbled with sly smiles by our foremothers, thus sums up her view of the matter :

"Now, sisters, since we've made it plain
That the case is really so,
We'll even let them hold the rein,
But *we'll* show them the way to go!"

Honest John, while his sinewy fingers feel the taut rein between them, believes himself master of the situation. He pays for house, food and servants, and often works hard for the money that secures these for his family. Upon general principles he has a right to know that the money is wisely spent and husbanded; a right to be well lodged and fed and made as comfortable when at home as his means will allow. If he sees furniture abused, food badly—hence unwholesomely—cooked, and needless waste in any department, he has an unquestionable right to direct his wife's attention to the existing state of things, and insist that it be amended. On the other hand, in giving his wife his name, he has made her the managing, as he is the financial, partner of the firm matrimonial.

She is not his hireling.

Failure to comprehend this vital truth wrecks the happiness of more married couples than incompatibility of temper, fickleness and intemperance, all put together.

A reasonably good wife earns so much more than her own living that the surplus ought to go to her credit. If not in money, in a hundred other ways. When John stoops to captious surveillance of her methods, and personal inspection of her work, he degrades her to the position of a suspected menial, and sinks his manhood into Bettyishness. "Bettyishness," according to lexicographers, is the synonym for "womanishness," and for John to be "womanish" is to be unmanly; Mary would rather have him savage, now and then.

I saw a spotless reputation discounted the other day, and many rare, amiable traits of disposition shrivel as waste paper in the fire, under a single sarcastic utterance of a society woman who had her own reasons for disliking the person under discussion.

"Yes!" she said, dubiously, to the praise an elderly matron had given an excellent son and brother. "But, then, he is such a *ladylike* person!"

The epithet was apt. Not one of us could deny it. Every woman present, while she laughed, would have preferred to have her husband called a brute.

John takes ugly risks when he tempts his hitherto loyal spouse to name him to her confidential self as "Bettyish," "Miss Nancyish" or a "Mollycoddle." They all mean the same thing. As a sloven he may be forgiven in consideration of the solid manliness back of personal carelessness. We wink at rusty shoes, and collars awry, and tousled hair, and missing sleeve-links. For the same reason we condone crossness, and even a touch of savagery. When he comes home "in a temper," he has had a trying day down town, or he is hot, or headachy, or hungry. Womanly ingenuity is set to work to soothe down the inclement mood, and womanly love glides to the front with the mantle of tenderest charity to hide the fault from others, and put it out of our own minds when it is past.

I know a man—squarely-built, robust and keen-eyed—who carries the keys of the store-room, and lends them to his wife at

night and morning to give out the supplies needed for the daily meals. He registers in day-book and ledger every pound of butter and box of crackers and quart of vinegar brought into the house, with the date of purchase.

I knew another (who ceased from his labors ten years ago), who visited kitchen, pantries and store-room several times every week to see that everything was clean and orderly. He used to smell milk-pans, run a critical finger around the insides of kettles and pots and inquire into the destination of scraps—and all without a blush or misgiving. In each case it was, of course, impossible to keep servants who could get any other place. Wives belong to the class that can not give warning.

If either of these men would have tolerated the apparition in his counting-room or office, at stated, or irregular, periods of his wife—bent upon inspection of accounts and sales, the clerks undergoing examination, or standing as witnesses of his humiliation—then he was justified to his conscience for his policy of home rule.

Mary would go to prison *for* her John, and to the scaffold *with* him. She springs to arms in his defense if her nearest of kin dare to intimate that he is not the pink of perfection she would have them believe. His grossest eccentricities are graces so long as they are masculine.

But let him prowl into the pantry, peep into the bread-box, criticize the arrangement or *derangement* of china-shelves, pull open linen drawers, spy out dusty rungs of chairs, take down, sort, and hang in better order the contents of clothes-hooks and hat-racks—and he may shift for and shield himself. With lofty scorn the wife of his immaculate shirt bosom leaves him to the fate he deserves.

In which course there is some reason and a little unreason. For which of us does not draw upon John's sympathies in her domestic distresses? He must not undertake the management of a ridget, or Daphne, or Marie. These be womanish matters, in which a man should not intermeddle. It may be the most temperate of suggestions, such as, "My dear, I don't like to find fault, but if you *would* speak to Margaret about meddling with

the papers upon my table when she dusts the library?" It is a distinct trespass upon wifely preserves. Margaret is under the protection of her mistress' wing. The interests and credit of the two are identical. But there comes a day when the league snaps in two, like scorched twine. The maid gives warning, and company is expected, and the mistress "did think she had a right to expect better things from Margaret, after all the kindness she has shown her in sickness and in health, and the excellent wages she has given her, and here, at the most inconvenient time she could have chosen, the creature is deserting her!"

Thus runs the torrent of talk into the ears of a man who left a much worse complication behind him in his office when he set his face toward home and imaginary peace. Had he found fault with Margaret a week ago, he would have been a "Molly." Should he withhold sympathy from the mistress to-day, to the extent of commending the ingrate's past services, and wondering if there may not be possible palliation somewhere for her present behavior—he is unfeeling, and—"a MAN!" When a woman brings out the monosyllable in that accent, she may as well go a semi-tone higher and say, "Monster!"

To be explicit, John must dance when his spouse puts the pipes to her lips, and not presume to mourn but at her lamenting. As her sister, my sympathies topple dangerously toward her. As an impartial chronicler I can not deny that much may be said in his defense, even when he is convicted of womanish meddling. He is but a passenger upon the domestic craft in fair weather, a paying passenger, who is expected, nevertheless, to be smilingly content with his accommodations, to eat as he is fed, sleep upon the bed as it is made, and to complain of nothing until the sea gets rough, and another and a stout hand is needed on deck and in the rigging.

The principle should work well both ways, or it will go to pieces of its own weight.



FISH FOR BREAKFAST

A modern Peter Magnus, always on the alert for coincidences, once called my attention to the singular fitness of the height of the fish season and the coming of Lent.

"It happens uncommonly convenient, at any rate. How very, very awkward it would be if there were no fish in the market just when the Church forbids meat!" prosed my interlocutor, whose nationality I need not specify.

I might have replied, had there been any hope of his seeing the point of the story, with the anecdote of one of his countrymen who invited me to view the total eclipse of the moon through his telescope, and, while I gazed, remarked upon the happy accident that this particular eclipse "had taken place at the full of the moon."

Dame Nature adjusts kindly and cleverly all seasons and happenings to the need of her children. Fish, easily digested and rich in phosphates, are in their delicious prime as winter suddenly relaxes her hold upon our world and our systems. We needed fats to keep up animal fats in cold weather. The first warmer days ease the taut running-gear of muscles, nerves and digestive apparatus. She cries, "'Ware meat!" peremptorily. However deaf we may be to the Church's behest, we can not afford to disregard the Great Mother's.

The breaking up of winter, the general letting down of physical energies and the abundant supply of food precisely adapted to the season's needs, form a "coincidence" that the most stupid must perceive. The like principle of demand and supply might, one might imagine, be recognized in the matter of breakfast foods. Fish, rightly cooked, tempts the appetite and does not

overload the stomach. Another recommendation which should have weight with commuters and "hustlers," is that the yielding fibers require less strenuous mastication than those of steaks, chops and rashers.

The truism that as a nation we are inordinate flesh-consumers is tattered by much wear. Since vegetarianism comes as a hard lesson to the mass of our race, and the exacting palate demands more definite flavors than those of eggs in any form, resort to crustacean and finny delicacies should follow as a matter of course and of common sense.

Shad

Sturgeon is known in England as the "Queen's Own Fish." Hiawatha names him as the "King of Fishes." The American epicure has transferred this title to the more delicately flavored salmon. If a vote of native-born gourmands of all ranks of society were taken, I think the shad would be the elect favorite—the dainty queen of fishes, the more royal for the wealth of roes that bespeak her prime.

Planked shad

Have your fish cleaned and split down the back. Wash and wipe dry. Have ready a clean oak or hickory plank, about two and one-half inches in thickness and of such a length that it will go easily into your oven. Set it in the oven until it is heated through. Rub your shad on both sides with an abundance of butter, and sprinkle with salt and pepper. Lay it, open side up, on the hot plank and fasten it firmly into place by putting a tin tack at each of the four corners. Lay the plank on the upper grating of the oven, and rub the fish with butter every few minutes until done. You can tell when this point is reached by testing with a fork. Carefully withdraw the tacks and slip the fish upon a hot platter. Serve with melted butter, and garnish with slices of lemon and sprigs of parsley.

Broiled shad with sauce piquante

Split the fish down the back, wash, wipe dry, and lay it open on a well-greased gridiron. Broil over clear coals, taking care

to turn the fish often, as it burns easily. If the shad is a thick one it will take about twenty minutes to cook thoroughly. Remove carefully from the gridiron, lay on a hot fish platter, butter well and sprinkle with pepper and salt. Pass with the fish a sauce made in the following manner :

Rub to a cream three tablespoonfuls of butter and two teaspoonfuls of lemon juice. Whip into this two teaspoonfuls of finely minced parsley. The sauce should be light green in color. Keep in a cold place until time to serve it with the fish.

Fried shad

Mrs. S. T. Rorer, whose authority on culinary counsels few dare dispute, says: "Shad, being rich in oils, should never be fried."

In tide-water Virginia, where shad are eaten in their perfection and within a few hours after they are drawn from the river, frying is a most popular method of preparing them. Some cooks there rid the fish of all suspicion of an oily taste by holding it up by the gills and pouring a pint or so of boiling water over it. After the shower-bath it is immediately laid in ice water to keep the flesh firm. Then have the shad split down the back, and cut each half of the fish into four pieces. Wash quickly and wipe dry. Roll in beaten egg and cracker crumbs, lay the pieces, side by side, on a platter and set in the ice-box for two hours. Fry to a golden brown in deep, boiling cottolene or other fat. Drain all the grease off in a colander; arrange the fish in neat order on a folded napkin laid in the bottom of a fish platter. Garnish with slices of lemon and sprigs of parsley. Serve Bechamel sauce with the fish.

Shad croquettes

Flake the remains of yesterday's fish into bits with a silver fork. There should be about a cupful of the picked fish. Cook together a tablespoonful of flour and one of butter and pour upon them a cup of milk. Stir to a thick sauce; pour this gradually upon the beaten yolks of two eggs, mix well, add the flaked fish,

season to taste, and turn upon a platter to cool and stiffen. When the mixture is cold and firm form it into small croquettes and roll these, first in cracker dust, then in beaten egg, and once again in cracker dust. Set aside in a cool place for two hours, and fry in deep boiling cottolene or other fat brought slowly to the boil. Serve with sliced lemon.

Scalloped shad

Pick cold shad into bits, removing skin and bones. Put two tablespoonfuls of butter into a frying-pan and fry a sliced onion in this. Remove the onion, stir in a tablespoonful of browned flour, and, when this is blended with the butter, pour upon it slowly a cup of clear beef-stock. Stir to a smooth sauce, season with pepper and salt, a very little kitchen bouquet, and a half-cup of tomato liquor. When smooth and as thick as cream, add the fish, stir and toss for a moment and remove from the fire. Turn into scallop shells, sprinkle with crumbs and bake, covered, for twenty minutes; then uncover and brown.

Broiled shad roes

Parboil the roes in salted water as soon as they are taken from the fish. Cook ten minutes and leave in ice water until cold and firm. "Marinate" them in bath of lemon juice and salad oil for one hour. Wipe lightly and broil to a nice brown, turning several times. Pass with lemon sauce.

Fried shad roes

Parboil as directed, let them get chilled in ice water, wipe dry, roll in beaten egg and salted cracker crumbs and fry in deep hot cottolene or other fat heated gradually to the boiling point before the roes go in.

Scallops of shad roes

Parboil and blanch. When perfectly cold break up and pass through a colander or vegetable press. Season with lemon juice,

kitchen bouquet, paprika and salt. Have ready a cup of rich drawn butter. Stir the roes into it, beat up well, pour into scallop shells or pâté-pans, sift fine crumbs over the top and bake quickly upon the upper grating of the oven.

Shad roe croquettes

Proceed as with the scallops, except that you make the drawn butter rather thicker, and add a well-beaten egg, together with a tablespoonful of fine crumbs, to give the croquettes consistency. Let the mixture get perfectly cold; mold into croquettes, roll in egg and cracker crumbs and leave on the ice over night. In the morning renew the crumbs and fry in deep hissing cottolene or other fat which has been brought gradually to the boil.

Fried smelts with lemon sauce

Clean, wash and dry the smelts. Roll in salted and peppered flour, and leave in a cold place for an hour to get firm. Fry in deep cottolene or other fat to a light brown, laying each in a hot colander as you take it from the pan, to drain off the grease. Serve in a hot dish. A pretty way of serving them is to fringe several thicknesses of white tissue paper at both ends, and lay in the bottom of the dish, the fringe showing beyond the heap of fish. Serve with—

Lemon sauce

Heat (not melt) three tablespoonfuls of butter until you can beat it to a cream. Whip into it the strained juice of one large or two small lemons, with a heaping tablespoonful of finely-minced parsley. It should be like a light-green cream when done. Fill with this mixture the halves of lemons, from which all the pulp and inner skin have been scraped, and garnish the dish of smelts with them, serving one of the "cups" with each portion of fish.

Fried trout

Clean, wipe inside and out, pepper and salt; roll in egg and cracker crumbs and fry in deep, hot cottolene or other fat, always recollecting to heat this gradually to boiling point before the fish go in.

Or, having cleaned and dried them, roll in salted and peppered meal; then fry.

Fried perch and other pan-fish

Cook as directed in last recipe. It is always well to have the fish on ice for an hour or more after they are egged and breaded, or rolled in meal.

Fish outlets

Mince cold boiled or baked salmon, haddock, cod, or any other firm-fleshed fish. Season to taste and mix well with a little rich drawn butter, made quite thick with corn starch. Spread upon a broad platter, and, when stiff, cut into the desired shape with a tin "form." Roll in fine crumbs, then in egg and in cracker crumbs again; leave on the ice to get firm, and fry in deep, boiling cottolene or other fat which has been heated slowly.

Lobster and crab outlets

Are made in the same way.

Salmon steaks

Have the steaks cut nearly an inch thick. Wipe with a damp cloth and lay in salad oil for an hour. Drain and put upon a gridiron over a clear fire. Broil slowly, rubbing with butter from time to time. They will take at least twenty minutes to cook, and must be watched carefully that they do not scorch. When done, put upon each steak a generous lump of butter and sprinkle with salt and pepper.

Salmon loaf

Flake cold boiled salmon and moisten it with a gill of cream, a half-gill of milk and two beaten eggs. Stir in a handful of fine crumbs, the juice of half a lemon, a tablespoonful of butter, salt and pepper to taste, and a tablespoonful of minced parsley. Mix thoroughly, turn into a greased pudding-dish, and bake in a steady oven for about three-quarters of an hour, then turn out upon a hot platter. Serve with a white sauce. You may also boil this in a covered mold.

Salmon croquettes

With a silver fork flake the contents of a can of salmon, or two pounds of fresh salmon, into bits—removing all pieces of skin and bone—and season to taste with salt, pepper and a few drops of lemon juice. Cook together a tablespoonful, each, of butter and flour, and when they bubble pour upon them a cup of milk. Stir to a smooth, white sauce, add slowly a raw egg, then turn in the salmon mixed with two tablespoonfuls of fine crumbs. When the salmon is heated remove from the fire and set aside to cool. When cold, form into croquettes, roll these in beaten egg and cracker crumbs and set in the ice-box for an hour before frying in deep, boiling cottolene or other fat, which has been heated gradually.

Scalloped salmon

With a silver fork pick into bits the contents of a can of salmon, rejecting all particles of skin and bone. Make a sauce of a half-pint of milk, thickened with a white roux, and turn the salmon into this. Stir and toss over the fire until smoking-hot; season to taste, put into a greased pudding-dish. Strew thickly with crumbs, dot with bits of butter and bake for twenty minutes.

Broiled haddock

Haddock is not popular among "good livers" in the United States. For some reason it is ranked as a second-hand and plebeian fish. Yet it can be made good although cheap.

Clean, wash and wipe well, and gash the back with a sharp knife. Then "marinate" as you would his patrician brethren: i. e., cover him with salad oil and vinegar, or lemon juice, and let him lie in the bath for an hour. Wipe and broil, turning when half done. Transfer to a hot dish, anoint with butter, lemon and chopped parsley, and send to table.

Haddock fillets

Two pounds of what the cooks call "the thick of the fish" will make four fillets, about four inches long by two wide. Skin each piece with a sharp knife; trim into shape and leave in a marinade of oil and vinegar with a tablespoonful of minced chives, or, if you have none, a tablespoonful of onion juice. Let the fillets lie there for an hour. Then drain well, roll in a good batter, afterward in fine crumbs, and fry in deep, boiling cottolene or other fat. Drain upon hot tissue paper, and send to table very hot. Send around tomato sauce with it.

Halibut fillets

May be cooked in the same way.

Broiled halibut steak

Rub well with salad oil and lemon juice on both sides, wipe, and broil over a clear fire, turning three times. Pepper and salt, lay upon a hot dish and butter well. Send Bearnaise sauce around with it. (See Sauces.)

Fried halibut steaks

Marinate for an hour; drain, roll in salted flour, then in beaten egg, lastly in salted and peppered crumbs. Leave on ice for an hour, and fry in clarified dripping, or in cottolene or other fat.

Fried pickerel with cream sauce

Clean, wash and wipe dry. Roll in white cornmeal or in flour, and lay aside in a cold place while you fry slices of fat salt pork quickly almost to a crisp. Strain the fat and return to the pan; lay in the fish and brown, turning once. When done, remove to a heated, covered dish and keep hot over boiling water. To the fat left in the pan add a tablespoonful of butter and a little boiling water; boil up and stir in a tablespoonful of flour. When it begins to bubble add four tablespoonfuls of cream with a tiny pinch of soda. Stir until smoking-hot, and strain over the fish.

Fried catfish

Skin and clean; lay the fish in very cold water for a few minutes, then wipe them dry. Dredge thoroughly with flour, or roll them first in beaten egg, then in cracker crumbs, and fry to a delicate brown.

Fried frogs' legs

Have them carefully skinned, wash well, wipe perfectly dry, roll in cracker or bread crumbs, dip in well-beaten egg, then roll again in the crumbs and fry in butter to a golden brown.

Fricassee of frogs' legs

Skin and wash well, drain; lay in boiling water for five minutes. Put over the fire in enough warm milk to cover them and simmer until tender. Then drain, and lay in a hot dish, buttering well. In another saucepan make drawn butter, using milk instead of water; season with salt, paprika and minced parsley, with a dash of lemon juice; remove from the fire and stir in two well-beaten eggs. Cook one minute, stirring all the time, and take from the range. Pour over the frogs' legs, cover, and set over hot water for a few minutes before serving. They will be found delicious.

Stewed frogs' legs

Skin and lay in a marinade of lemon juice and salad oil, with a dash of onion juice or of minced chives, for one hour. Heat two tablespoonfuls of butter in a saucepan, add a teaspoonful of minced onion, one minced tomato and one green pepper chopped fine. Cook for five minutes. Add the frogs' legs, cover closely and cook ten minutes. Add a little browned flour and cook until tender. Season and serve.

Clams on toast

Chop a dozen clams and boil them for five minutes in their liquor; drain, and add to them two tablespoonfuls of fine crumbs, a tablespoonful of butter, salt and pepper to taste, and a gill of milk in which a heaping teaspoonful of cornstarch has been dissolved. Stir constantly over the fire until the mixture boils, then add a gill of cream; stir for a moment longer and pour upon the toast.

Deviled clams

Slice an onion and fry it to a light brown in a large spoonful of butter. Strain out the onion and put the hot butter back upon the fire. Chop two large (peeled) tomatoes fine, season with salt, half a teaspoonful of sugar, a good dash of paprika and the same of nutmeg. Stir into the hissing butter; stir for three minutes, and add a teaspoonful of butter rolled in half as much flour. Have ready the clams, drained and chopped fine, and mix them with the butter and tomatoes. Fill buttered scallop-shells, or clam-shells, or a buttered pudding-dish with the mixture; sift fine-crushed cracker over all, dropping tiny dabs of butter on top, and cook until delicately browned.

Fried clams

Drain the clams and dry them by laying them on a soft napkin. Season with a dust of paprika. Beat two eggs light in a soup-plate and have ready in another deep plate an abundance of

cracker crumbs. Dip each clam in the egg, and then in the crumbs, until thoroughly coated. Lay side by side on a large platter and set in a cold place for an hour. Fry in deep, boiling cottolene or other fat to a golden brown, drain in a colander, then transfer to a hot platter. Garnish with slices of lemon and sprigs of parsley.

Clam scallop

Drain the liquor from two cupfuls of soft clams and set aside while you chop the clams fine. Moisten two cupfuls of cracker crumbs with equal parts of clam liquor and milk, season with paprika and a tablespoonful of melted butter, and lastly, add three beaten eggs, and the chopped clams. Mix thoroughly, and turn into a greased pudding-dish. Bake until brown and serve from the dish in which the scallop was cooked.

Clam fritters

Make a batter of a pint of flour sifted twice with an even teaspoonful of baking-powder and half as much salt; one cup of milk, half a cup of clam liquor and two well-beaten eggs. Chop two dozen soft clams fine; season with salt and pepper, add to the batter, and drop by the tablespoonful into deep, boiling cottolene or other fat which has been heated slowly. They are made more digestible and, to my taste, more palatable by cooking the batter, as you do griddle-cakes, upon a soapstone griddle.

Fried scallops

Parboil in hot salted water for five minutes; drain and set them upon ice to get cold and firm. Roll them in salted flour, next in beaten egg, then in fine crumbs. Set on ice for half an hour and fry in deep, boiling cottolene or other fat, which has been gradually heated to the boil.

Curried scallops

Stew the scallops in just enough oyster liquor to cover them. (Your fish merchant will give you all the oyster liquor you want and be glad to get rid of it.) Bring gradually to the boil, after which cook two minutes. Have ready in another vessel a roux made by stirring into a great spoonful of hissing hot butter a tablespoonful of white flour and a teaspoonful of curry powder. Add to these, when smooth and all a-bubble, the hot liquor from the scallops, a little at a time, keeping the spoon busy until all is in. Lastly, put in the scallops; boil one minute and serve. Garnish with rice croquettes, serving these instead of plain boiled rice. Send around sliced lemons with this dish. The lovers of scallops will enjoy it.

Soft-shelled crabs

Remove the fringe, or loose shell, from each side of the crab, and the sandbag; then cut off the eyes. Wash the crabs well, dry and sprinkle with salt and pepper and roll in flour. Fry in butter, turning frequently. When nicely browned they are done.

Creamed codfish

Flake cold boiled cod into bits with a silver fork. Cook together a tablespoonful of flour and one of butter, and pour upon them a cup of milk. Season to taste and, when smooth, stir in the flaked fish. Stir and toss until very hot, add salt and pepper and serve.

Fish-balls

If salt cod be used, shred it finely and soak six hours. Boil half an hour and let it cool. Mash potatoes to a cream; allow half as much potato as you have fish. Mix and heat by setting in a pan of boiling water over the fire, stirring frequently. When hot, beat in an egg, whip the mixture smooth; let the paste get cold, make into cakes or balls, roll in flour and set on ice. Of course, this should be done over night. In the morning fry in

deep boiling beef dripping, clarified, or in cottolene or other fat. Cold fresh cod makes delicious "balls." Proceed as with the salt, leaving out the soaking, and salting to taste.

Boiled salt mackerel

Wash and go all over the fish with a stiff whisk to dislodge salt crystals. Put on to soak in warm water, exchanging this three hours later for warmer, and leave all night. In the morning cover with hot water and set at the side of the range. Half an hour before breakfast drain and put into boiling water to which a tablespoonful of vinegar has been added, and boil gently for twenty-five minutes. Drain and lay upon a hot dish. Cover with a white sauce into which a finely-chopped boiled egg has been stirred, and serve. You may substitute tomato sauce for white, if you like. It is very nice when milk is used instead of water in boiling it.

Broiled salt mackerel

Soak and proceed as in the last recipe. Early in the morning take the fish from the hot water, cover with ice-cold water for five minutes; wipe dry, "marinate" in olive oil and lemon juice for half an hour, drain and broil. Serve with sauce tartare.

Fried eels

Skin, clean well, taking especial heed of the fat, which must be removed to the last bit. Cut into short pieces, marinate in salad oil and vinegar for an hour; roll, first in salted flour, then in beaten egg, then in rolled cracker, and fry in deep, boiling cottolene or other fat. Drain, dash and garnish with parsley and lemon.

Stewed eels

Skin and clean; cut into short lengths, lay in cold water for half an hour; then put over the fire in cold water, just enough to cover them, and cook slowly for half an hour, or more, according to their size. A large eel may require an hour to make

it tender. Turn off the water, cover the eels with a good white sauce seasoned with paprika, onion juice, salt and minced parsley; simmer five minutes and serve.

Roe herring (smoked)

Soak over night when you have washed it well. In the morning lay in hot water for half an hour, then in ice-cold water for ten minutes, wipe dry and grill on a gridiron over a clear fire. It is most appetizing. Pass corn bread with it.

Finnan haddie

Wash the fish thoroughly, leave in cold water for three-quarters of an hour, then lay in scalding water for five minutes. Wipe very dry, rub butter and lemon juice well into the fiber of the fish and broil over a clear fire for fifteen minutes. Serve with a hot butter sauce, or with sauce tartare.

Broiled smoked salmon

Wash a piece of smoked salmon in several waters, and soak it for an hour. Cover with lukewarm water in a saucepan and simmer for twenty minutes. Drain and wipe very dry, then broil on a buttered gridiron until browned on both sides. Transfer to a hot dish, rub with butter, sprinkle lightly with pepper and minced parsley, garnish with sliced lemon, and serve.

Fried smoked salmon

Wash, soak and parboil the salmon as in the former recipe. Wipe very dry, roll in egg and cracker dust, and set in a cold place for an hour before frying in hot salad oil or in cottolene or other fat. Serve with sauce tartare.

FAMILIAR TALK

WHERE WE EAT

"We eat to live; we do not live to eat," is a time-stained saying. It is almost invariably uttered complacently, and seldom in absolute sincerity. There is something wrong, physically, with the man who "does not care what he eats." There is a twist in the moral make-up of the woman who finds catering for the appetites of those she loves "a wretched bore, don't you know?"

Next in importance to the "house-place" in the estimation of the wise and tender mother of the home comes the dining-room where, three times a day, she has her brood under the wings of her comforting, provident and nourishing love. Whatever may be said as to the merits of the "food products" that fly at the masthead of the company the motto—"Tell me what you eat, and I will tell you what you are"—there is a potent grain of truth in the legend.

So much of a man's temper and morals during the day depends upon what he has had for breakfast that the mother may well give serious thought to the composition of the meal. So much depends upon where and how he eats his breakfast, that the wonder grows in the philosophic mind that the eating-room and the appurtenances thereof are a third-rate consideration with so many otherwise excellent managers.

The housemother who can let sunshine into the morning meeting-place of the family scores an important point in favor of the access of her pious scheme. Since this can not always be, her aim should be to simulate the blessed sunbeams as far as she can. Walls of pale buff, the flash of a gilt frame here, and a bit of right drapery there; yellow silk sash curtains, and, on the side-

board, the glitter of silver and glass will go far to relieve the depressing influence of an apartment where the sun never falls.

Thanks to the ingenious florist whose name is preserved in the "Wardian case," it is quite possible to have a window-garden in the dining-room on the shady side of the house. A stanch framework of wood, filled in with glass on the sides and on the hinged top, with a zinc-lined bottom on which are spread first a layer of broken flower-pots or other crockery, mixed with charcoal, and on this a stratum, two inches deep, of garden mold, supply the foundation for the undertaking.

Stock with ferns, tradescantia, English and German ivy, fill the spaces between the roots with moss, water well, and close. Your gardening is done for the season, except that, once a day—say while you are at breakfast—the lid is raised a little way to admit a supply of air, and once in a fortnight it would be well to water the plants. Shield from the sun, which, striking through the closed glass, would scald the succulent greenery that will soon fill the case. Hang the canary's cage above it for an added touch of cheer.

Always have flowers upon the family table. A pot of ivy, a geranium, a fern borrowed from some other room at meal times, will serve the desired end if you can not afford cut flowers in winter. If you have no window plants, manage to get a vase of evergreen sprays—something to lift the gracious ceremonial of eating together above the sordid commonplace. If you "eat to live," let that living be comely and pleasant.

There is no excuse nowadays for setting a table with coarse, thick stoneware, even when there is no "company" (hateful phrase!) present. Graceful designs may be had in ware so cheap as to be within the reach of any woman who can spread a table of her own.

In the matter of napery, modern fashion comes benevolently to the help of the poor in purse. Have the top of your table polished with a mixture of raw linseed oil and turpentine—three parts of oil, one of turpentine—rubbed in long and well. Then set for breakfast and for luncheon with a linen square—embroidered or simply hemstitched—laid diagonally to the table corners,

in the middle, with doilies of the same under the plates; a carving-cloth before the master of the house, and a tray-cloth before the mistress. The effect is pleasing and decorative, the more agreeable to the housewifely eye because the weekly wash is materially lessened thereby.

If your table has not a polished top, you would better have for breakfast and luncheon one of the pretty colored lunch-cloths with napkins to match, which come in divers patterns and at varying prices.

If your china-closets are insufficient to hold all your china, and especially if the walls of the room are ungracefully bare, run a shelf a foot wide near the ceiling and set in graceful array upon it some of your pretty and odd pieces. The device elevates them to the dignity of a bric-a-brac, relieves the burdened closet shelves and produces a frieze-like effect that will further detract from the business-like look of the apartment.

Tax your ingenuity in every way to make the place tempting to eye and to thought, as well as to appetite. A place where one is disposed to linger over one's meals for social converse and social enjoyment, instead of bolting food in hungry silence, preparatory to bolting from the place he calls "home," through custom and courtesy, to return not until the approach of the next feeding time.

Since the dining-room chairs are higher than those in the sitting-room and parlor, women of medium height sit with their feet barely touching the floor, and short women dangle their toes helplessly and painfully, the weight of the lower limbs depending from the weary spine.

Provide for each of the shorter sex a footstool or hassock, and reap your reward in the shallowed lines in brow and cheek, the happier light in the eyes, the cheerful ring in the voice.

BREAKFAST MEATS

BREAKFAST BACON

MRS. MARY J. LINCOLN—than whom there is not a more trustworthy authority upon everything pertaining to cookery—says in a sprightly chapter upon breakfast bacon:

“It has been offered me frequently in thick slices, swimming in grease, browned almost to blackness, and salt as the briny waves. You will seldom find a market-man who will take the time and pains to slice it as thin as it should be, even though they are supposed to have knives especially adapted for thin slicing. For that reason I prefer always to buy it by the strip, and slice it as needed.

“With a strong, sharp knife, begin at one end, trim off the outside strip of lean, the smoked edges and the rind, down about three or four inches; then shave off in thinnest possible slices, as thin as can be cut, and have them whole. When you come to the rind, trim off more of it if more slices are needed. Some prefer to turn the strip over and slice from the lower side down to the rind, but not dividing from the rind until sufficient is sliced. But whichever way you do it, keep the strip entire—that is, do not cut off three inches, or half a pound, and then trim and slice that amount, for the last slice will be quite difficult to hold firmly enough to slice uniformly.

“It can be cut thin much easier if very cold. By wrapping it securely in thick brown paper and changing the paper frequently, it may be kept in the refrigerator without affecting the other food.

“Have a smooth frying-pan hot, and everything else ready. Lay in the bacon and turn it frequently as it changes to the transparent stage, moving it about so all portions will cook

equally. The heat should be sufficient to cook it quickly, but not to brown it. As soon as it loses the transparent appearance and begins to crisp, draw it from the liquid fat toward the edge, and you will soon tell by the way it dries off and the sound whether it is cooked enough to be crisp.

"Tilt the pan so the fat will run down away from the bacon, and let it drain thoroughly in the pan. By watching and turning it carefully, every piece will be of a uniform light and color, more or less curly, crisp as a Saratoga potato, and so dry and free from grease that it might be picked up with gloved fingers and leave no stain.

"It is less likely to brown when a little of the fat from a previous frying, or a bit of lard, is put in the pan first, as this keeps the bacon from sticking to the pan."

I seldom borrow a recipe, for two reasons: First, because I have a few old-fashioned prejudices as to the rights of proprietorship in such products; secondly, because, to be frank, I seldom find one upon which I think I could not improve in the matter of simplicity and directness. I could not write out more clearly my ideas on the subject of cutting and cooking breakfast bacon than my distinguished fellow-laborer has expressed them. I hereby grant her permission to honor me by abstracting the same number of words from any of my printed pages.

Bacon and apples

This is a favorite southern dish, and good enough to be transplanted.

Slice bacon thin and fry it crisp. Transfer to a platter and keep it hot while you fry thick slices of unpeeled sweet apples in the bacon fat. When these are tender, drain and put in the center of a hot platter. Lay the fried bacon about the edge of the dish, sprinkle sugar over the apples, and serve.

Bacon and polenta

Wet a cupful of fine Indian meal with two cupfuls of cold water and stir it into a quart of boiling water. Add a teaspoon-

ful of salt, beat up hard, and let it cook steadily for two hours, stirring up often to prevent lumping. Should it thicken too much, add boiling water.

When done, pour out into a broad platter and set aside until perfectly cold and stiff. If you are to have it for breakfast, cook it over night. Cut in squares, triangles or rounds, roll in raw meal (salted), and fry in plenty of boiling dripping or cottolene or other fat to a delicate brown. As each piece is done, transfer to a hot colander to drain. Serve in the center of a hot dish, with thin slices of fried bacon laid about it.

A pretty way of varying a plain but excellent dish is to pour the hot polenta into fancy molds wet with cold water, leaving it there until you are ready to cook it, when turn out and fry.

Bacon and sweet peppers

Cut the stem ends from green sweet peppers, handling very cautiously, lest the seeds should touch the walls of the peppers and make them "hot." With a small sharp knife extract core and seeds and throw them away. Cut the peppers into rings, lay in ice-cold water slightly salted for half an hour. Fry sliced bacon in a clean pan, take up and keep hot. Dry the peppers by patting between two clean cloths and fry until clear and tender in the fat left in the pan. Arrange the peppers in the center of a hot dish, the bacon around them.

Barbecued ham

Fry slices of cold boiled ham on both sides. Transfer to a hot dish. Cook together in a frying-pan four tablespoonfuls of vinegar, a teaspoonful of granulated sugar, a teaspoonful of French mustard, and a dash of paprika. Stir until very hot and pour over the fried ham. If raw ham be used, cook for fifteen minutes in a frying-pan in boiling water to which has been added a tablespoonful of vinegar; lay in cold water for ten minutes, wipe dry and fry as directed.

Home-made sausages

Grind in a sausage-mill or meat-chopper six pounds of lean, fresh pork and three pounds of fat. Mix with this twelve teaspoonfuls of powdered sage, six, each, of black pepper and of salt, two teaspoonfuls, each, of ground cloves and of mace, and one nutmeg, grated. When the seasoning is well mixed with the meat, pack all down in stone jars and pour melted cottolene or other fat on top to exclude the air, or put into long bags of stout muslin. Dip these in melted grease and hang in the cellar.

They may be made in small quantities and used at once, and are much better than those we buy in market or shop.

Sausages and apples

Lay the sausages ("bulk sausage meat" is best) in a frying-pan, cover with hot water and bring quickly to a fast boil. At the end of five minutes pour off the water and fry on both sides, turning twice. Lift them, drain over the pan, and lay in a hot colander in the open oven, while you fry sliced and cored apples in the fat that ran from the sausages in frying.

If you use link sausage, prick each before boiling.

"Frankfurters"

Cover with boiling water and boil slowly until they rise to the surface of the water. Drain and rub over with a mixture of butter, lemon juice and made mustard.

Broiled pork chops

Are too heavy as breakfast food for any stomach save that of hod-carrier or ditcher. But people will eat them in the "killing" season, and should have them properly cooked.

Trim away the fat and the skin from the small end; broil over

clear coals, and thoroughly, for fear of trichinæ. Pepper and salt to taste. Send around tomato catsup with them.

Cutlets and spare-ribs are cooked in like manner.

Curried pork cutlets

Broil as in foregoing recipe and keep hot (covered) over boiling water. Heat a tablespoonful of butter in a frying-pan, and as soon as it hisses fry in it a tablespoonful of minced onion. When the onion has browned, strain it from the fat, return the latter to the pan, and pour in a cupful of boiling water, with half a cupful of apple sauce. Stir while it simmers for ten minutes. Cook two minutes, and pour over the chops. Leave covered in the oven for five minutes and serve.

TRIPE

A much-maligned article, meet for good men's tables. It is despised and set at naught by people who should know better, because it is rarely cooked daintily. At its proper estate under the hands of a cook who recognizes its real worth it is said to be both nourishing and digestible. It is certainly palatable, if tender and properly prepared. Buy from your butcher the prepared tripe—that is, tripe which has been thoroughly cleaned and is ready for boiling. No matter how you intend to cook it, boil it first.

Boiled tripe

Lay the tripe in a saucepan and cover with cold water. Set at the side of the range, where it will come slowly to a boil, and simmer steadily for at least four hours. Drain, and set in a cool place until wanted.

Stewed tripe

Cook as in the preceding recipe, but cut the tripe in half-inch squares. At the end of four hours drain off all the water except a gill; add to this a cup of stewed and strained tomatoes, a dash of onion juice, salt to taste and a pinch of paprika. Rub to-

gether a heaping teaspoonful, each, of butter and flour, and stir into the tripe mixture. Stir until the sauce is smooth and thick. Some persons like a teaspoonful of Parmesan cheese added to this stew just before it is served.

Fried tripe

Lay cold, boiled tripe in a mixture of equal parts of salad oil and vinegar for two hours. Drain in a colander for fifteen minutes. Dip in egg, then in cracker crumbs, and set in a cold place for several hours. *Sauté* in a frying-pan to a light brown.

Or you may dip squares of cold boiled tripe into good fritter batter and fry in deep cottolene or other fat. When done, drain free of grease and serve with a sauce made according to the following recipe:

Into the yolk of an egg beat very slowly, a few drops at a time, a half-cup of salad oil. When as thick and smooth as cream add, still slowly, two tablespoonfuls of vinegar, a coffeespoonful of French mustard, a tablespoonful of minced parsley and salt and paprika to taste.

Stewed tripe and oysters

Drop three dozen oysters into their boiling liquor, cook for just one minute, and drain. Cut cold boiled tripe into pieces of uniform size. Put it over the fire with enough water to cover it and simmer for three-quarters of an hour. Drain off the water. Have ready a pint of fresh, scalding milk in a double boiler and drop the tripe into this. Cook for fifteen minutes; add two teaspoonfuls of flour rubbed into the same quantity of butter, and stir until smooth and thick. Season to taste, add the oysters and cook until they are heated through. Last of all, stir in very slowly one beaten egg, and remove at once from the fire.

Stewed tripe and celery

Cut into inch pieces enough celery to make a cupful, and stew tender in salted, boiling water. Drain and set aside while you

stew the tripe, first in water, then in milk, as in the recipe for tripe and oysters. Instead of adding the oysters to the thickened milk, stir in the stewed celery, and cook for a minute before serving.

BEEFSTEAK

Rub the hot gridiron with a bit of suet before you lay the steak upon it. The fire should be clear and hot, and yourself at leisure to watch and to turn quickly when the meat begins to drip. There are houses in which a flavor of creosote would seem to be inseparable from a broiled steak. Turn swiftly to keep the smoke from it, and the juices *in*. Try with the point of a keen knife at the end of ten minutes. If the center of the steak be ruddy, and not purple, and the outside of a fine brown, it is done. Remove to a hot platter, pepper and salt and butter well on both sides. Fit a close cover on the dish and set in the open oven for five minutes to draw the juices to the surface.

Beefsteak with onions ?

Cook as just directed. Have ready three tablespoonfuls of minced onions, cooked for five minutes in hot butter. They should be tender and clear, but not crisp. After the steak is dished spread the hot onion thickly over it, let it stand in the open oven, with a close cover over it, five minutes.

Chateaubriand steak

Broil a neatly-trimmed tenderloin steak, transfer to a hot dish, butter generously and cover with broiled mushrooms cut into quarters.

Hamburg steaks

Chop a pound of lean beef very fine, and stir into it a beaten egg, a teaspoonful of onion juice, salt and pepper to taste, and a pinch of mace. Mix well, mold into flat cakes, dredge with salted flour, set on the ice for an hour, roll again in flour, and *sauté* in good dripping or butter.

Chilli con carni (No. 1)

(A Mexican dish.)

Beefsteak (round), one tablespoonful of hot dripping, two large red peppers (dry), two tablespoonfuls of rice, one-half pint of boiling water, salt, onions, flour.

Cut steaks into small pieces. Put into a frying-pan with hot dripping, hot water and rice. Cover closely, and cook steadily until tender. Remove seeds and part of rind from red peppers. Cover with the chilli water, add garlic and thyme. Simmer until cold, then squeeze them in the hand until the water is thick and red. If not thick enough, add a little flour. Season with salt and a little onion if desired. Heat and pour sauce on the meat. Serve very hot.

Chilli con carni (No. 2)

Provide for it two pounds of steak, six red chillies, two cloves, one tablespoonful of flour, a little garlic, thyme, dripping. Seed the chillies and cover with boiling water. Soak until tender and then scrape the pulp into water. Cut steak in small pieces and fry brown in dripping or butter; add flour and brown it. Cover with the chilli water, add garlic and thyme. Simmer until the meat is tender and the gravy of the right consistency.

Beef cakes

Scrape round steak, season to taste with salt and pepper; form with the hands into small, flat cakes and broil over a quick fire.

Stew of beef's liver

Cut one pound of liver into slices. Chop a quarter of a pound of fat salt pork. Spread a layer of the pork in the bottom of the inside kettle of a double boiler. Cover the pork with slices of liver, sprinkle this with a teaspoonful, each, of minced onion and parsley, add more pork, more liver, onion and parsley until all the ingredients are in the pot. As you do this, sprinkle each

layer lightly with pepper. Pour a half-pint of seasoned weak stock over all, cover the pot closely and keep the water in the outer pot at a gentle boil for two hours and a half. Now strain out the meat and keep hot while you return the gravy in the pot to the fire and thicken it with a brown roux. Boil up once and pour the gravy over the liver.

KIDNEYS

First of all, they must be perfectly fresh. If not, they have an odor, and a peculiar "tang" that the unfortunate eater never forgets, and which causes him to feel an aversion for kidneys henceforth and forever. Care should also be exercised in removing all bits of fat and gristle. Last of all, cook the kidneys in a savory way and spare no pains to make them appetizing.

Brown stew of kidneys

Split the kidneys, wash them, drain and cut into small pieces of uniform size. Pour cold water over these and set at the side of the range, where they will come slowly to a boil. Just before the boiling point is reached turn off the hot water, substitute cold, and bring to the boil. Drain the kidneys and keep them hot while you cook together a tablespoonful of browned flour and the same quantity of butter. When these are blended pour upon them a scant teacupful of salted boiling water, and stir until thick and smooth. Now add salt and pepper, a teaspoonful of kitchen bouquet, the same quantity of Worcestershire sauce, a half-teaspoonful of lemon juice and a tablespoonful of currant jelly. Turn the kidneys into this and stir until very hot.

Savory kidneys

Skin and slice three pairs of lambs' kidneys. Cut into halves fourteen canned mushrooms. Heat together a cup of bouillon and a half-cup of the liquor from a can of mushrooms. Cool together in a saucepan a tablespoonful, each, of butter and

browned flour, and when these bubble pour upon them the bouillon and mushroom liquor. Stir to a thick sauce and add a teaspoonful of Worcestershire sauce, the same quantity of tomato catsup, a half-teaspoonful of onion juice, salt to taste and a dash of paprika. Now stir in the mushrooms and sliced kidneys. Cook for five minutes after the boil is reached, stirring constantly.

Fried kidneys

Cut three pairs of lambs' kidneys into halves. Fry eight thin slices of bacon until done; remove from the fire and keep hot while you fry the halved kidneys in the bacon fat. Cook slowly for ten minutes, turning often. Remove the kidneys and keep hot with the bacon while you stir a teaspoonful of Worcestershire sauce and the same quantity of catsup into the gravy left in the pan.

Put crustless slices of toasted bread on a platter, lay the kidneys on these, pour the gravy over them and dispose the crisp slices of bacon about the edge of the platter.

Broiled kidneys

Cut the kidneys into thick slices. Melt a little butter and stir into it a saltspoonful of mustard and a dash of lemon juice. Dip each slice of kidney in this, roll in cracker dust, and set aside until this coating stiffens. A half-hour will be long enough. Broil on a small gridiron over a clear fire, turning often that the kidneys may not burn. Be sure they are thoroughly done. Serve very hot.

Stewed kidneys

Cut the kidneys in halves, remove all the fat and cover the kidneys with hot water, bring to the boil and drain. Cover with more hot water, again bring to the boil and drain. Repeat this process a third time. Remove them from the liquor, slice thin, and thicken the gravy with browned flour rubbed smooth with two teaspoonfuls of butter. Return the kidneys to the gravy,

and when very hot add pepper, salt, two tablespoonfuls of mushrooms, minced, two teaspoonfuls of Worcestershire sauce, a little lemon juice, and two tablespoonfuls of sherry. Serve immediately.

Kidneys sautés

Split the kidneys, trim off all fat and cut each kidney into quarters. Melt three tablespoonfuls of butter in a frying-pan, sprinkle the kidneys with pepper and salt and roll each piece in flour before laying it in the frying-pan. Cook, turning often, until brown. Lay upon a hot platter and add to the grease in the pan a wineglassful of sherry, a quarter of a teaspoonful of onion juice and a tablespoonful of mushroom catsup. Boil this sauce up once, and pour it over the kidneys.

Kidneys à la brochette

Split the kidneys, put over the fire in cold water, and bring to a rapid boil. Drain, wipe and slice each half. Cut the same number of thin slices of bacon the same size and freed from rind and hard lean. Arrange the bacon and kidney slices alternately on small skewers or stout straws, and broil them quickly. Send to table on the skewers.

SWEETBREADS

Said a maid to me once: "Indeed, mem, I niver see sich another as yersel' for cookin' wild things and innards!"

The "wild things" to which she referred were quail, woodcock and hare, while the "innards" of which she spoke with such scorn were sweetbreads, kidneys and brains. I may remark, *en passant*, that the lower classes seldom like viands most prized by the epicure, and the cooking of them, to be done properly, must be performed by the mistress—not the maid—unless the latter be an accomplished cook.

Broiled sweetbreads

Wash a pair of sweetbreads, throw them in boiling salted water, and cook for ten minutes. Drain, and lay in iced water until thoroughly cold. This process is called "blanching" the sweetbreads, and should be done as soon as the perishable dainties are brought home from the butcher's. Wipe them dry, rub with butter, and broil them over a clear fire. Watch them that they do not scorch. When done, put them on a hot dish, pour a little melted butter over them, sprinkle lightly with salt and pepper and serve.

Fried sweetbreads

Blanch and split each sweetbread in half, lengthwise. Dip in beaten egg, roll in cracker crumbs, and set in a cold place for this coating to harden. At the end of an hour, fry in deep cottolene or other fat brought slowly to a fast boil.

Broiled sweetbreads with mushrooms

Blanch the sweetbreads and cut them in half, lengthwise. Grease a small gridiron, lay the split sweetbreads on this, and broil over a clear fire, turning frequently and watching carefully lest they scorch. When done, lay on rounds of crustless toast, rub thoroughly with butter, salt and pepper to taste, and cover with minced mushrooms fried in butter.

Sweetbread cutlets

Parboil, blanch and mince enough sweetbreads to make two cupfuls. Put into a saucepan with a little white stock and bring to a boil. Thicken with a white roux, and when smooth stir in gradually two beaten egg yolks; then turn the mixture upon a dish to cool and stiffen. Form with floured hands into cutlets, and fry in deep, boiling cottolene or other fat.

Creamed sweetbreads

Blanch and cut two pairs of sweetbreads into neat dice. Cook together in a saucepan two tablespoonfuls, each, of butter and flour, and pour upon them a pint of cream. Stir to a smooth sauce, add the sweetbreads and cook, stirring steadily until very hot. Season with salt, pepper, and a teaspoonful of minced parsley.

LIVER

It is not known to all housewives, even to those who practise economy from necessity or from choice—sometimes from both—that lamb's liver, which costs one-fourth as much as calf's liver, is quite as palatable—some say better than the more expensive viand. The hint may be borne in mind in studying the following recipes.

Liver and bacon

Slice the liver, sprinkle each slice with salt and pepper, and roll in salted flour. Set on ice while you fry twice as many thin strips of bacon as you have slices of liver. Remove the bacon from the pan and lay in the floured liver. Fry slowly until done, turning often. It should cook for at least fifteen minutes. Drain the liver, holding each piece over the pan that the grease may drip off, and arrange on a heated platter, the bacon around it.

Broiled liver en brochette

Cut the bacon thin and the slices of liver into pieces of the same length and width. Run a wooden skewer or stout straw through each piece of liver and, alternately, through a slice of the bacon. Proceed in this way until each slice of bacon is fastened to a slice of liver, and each skewer is full. Lay on a broiler and broil over a clear fire. When done lay the liver and bacon, still skewered together, on a hot platter.

Fried liver

Cut the liver into strips half an inch wide and four inches long. Heat two tablespoonfuls of butter—or dripping—in a frying-pan and fry a sliced onion in it. Strain out the onion. Have ready the liver, peppered and salted and rolled in flour. Put this into the fat and cook, turning once. Take up the liver and keep hot over boiling water. Stir into the fat left in the pan two tablespoonfuls of tomato sauce, one teaspoonful of kitchen bouquet, and a heaping teaspoonful of browned flour wet to a paste in cold water. Add salt and paprika to taste, boil up once, put in two tablespoonfuls of sherry and pour over the liver.

There is no nicer way of cooking liver for breakfast.

Mince of liver

Chop, very fine, one pound of calf's liver. Put one tablespoonful of butter in a saucepan, add the liver with two tablespoonfuls of chopped bacon; cover and cook gently for one hour. When nearly done add a half-teaspoonful of salt, a quarter-teaspoonful of pepper, and two tablespoonfuls of boiling water. Serve on a platter upon buttered toast.

CHICKEN**Fried chicken**

Joint a tender chicken as for fricassee. Dip each piece in beaten egg, then roll in salted cracker dust until thoroughly coated. Set aside for an hour before frying in boiling cottolene or other fat to a golden brown. Be sure to fry long enough for the thickest pieces of chicken to be cooked all the way through.

Virginia fried chicken

Prepare the chicken as directed in the last recipe. Fry half a pound of bacon, sliced thin. When crisp, but not burned,

strain off the fat and return to the pan. Keep the bacon hot while you fry the chicken (prepared with egg and cracker dust) in the fat, turning twice. Should there not be fat enough, add dripping or cottolene or other fat. When done, arrange upon a hot dish and garnish with the bacon.

Fried chicken with cream gravy

(A Maryland dish.)

After dishing the chicken cooked as in foregoing recipe, strain the fat again, stir in a lump of butter rolled in flour that has been slightly browned, and, when it bubbles, a small cup of hot cream or milk to which a pinch of soda has been added. Stir for two minutes to prevent scorching, add a tablespoonful of minced parsley and pour over the chicken.

Broiled chicken

Use none but undeniably young chickens for broiling. Clean well and split down the back. Lay for an hour in a marinade of salad oil and lemon juice, if there is any doubt on this point.

If certain of your subject, wash over with butter and lay upon a greased and heated gridiron, breast uppermost. The fire should be red and strong. Broil about ten minutes to the pound, lifting when it begins to drip and turning four times to insure thorough cooking. When dished it should be sprinkled with pepper and salt and well buttered.

SOME WAYS OF COOKING COLD CHICKEN

Chicken fritters

Cook a heaping tablespoonful of flour in one tablespoonful of hot butter and one cup of chicken stock, added gradually. Season with celery salt and pepper and pour half of this sauce into a small, shallow, buttered pan. Chop one cupful of cold chicken

quite fine, season and spread it evenly over the top of the sauce after it has thickened. Cover with the remainder of the sauce, place on ice, and when very cold and hard cut into rounds or squares. Dip them quickly into batter and fry in deep, hot cottolene or other fat, or in clarified chicken dripping.

These should be prepared over night. The fritters will keep their shape if left a long time before the paste is cut up.

Chicken omelet

Beat four eggs very light, season with salt and pour into a greased frying-pan. Have ready a cupful of minced chicken (heated) and a pint of hot white sauce in which a tablespoonful of minced parsley has been stirred. When the omelet is "set" and ready to be removed from the pan, sprinkle over it the minced chicken, fold it over and transfer to a hot platter. Pour the white sauce about the omelet.

Chicken mince on the half-shell

Cut fine sweet peppers in half lengthwise; remove core and seeds, taking care not to touch the sides of the peppers, and soak for an hour in cold water slightly salted.

Mince fine the cold meat of a chicken and add it to one-fourth as much fine crumbs as you have chicken; moisten with gravy or sauce; fill the peppers, sprinkle fine crumbs over the top, dot with bits of butter, bake half an hour covered, then brown.

Creamed chicken

Make a white roux of two tablespoonfuls of butter and half as much flour; when it bubbles add a cupful of cold chicken cut into dice, a teaspoonful of onion juice, salt and pepper to taste and enough stock to keep all from burning. Cook for ten minutes before stirring in two hard-boiled eggs chopped fine and a cup of rich milk heated with a pinch of soda stirred in.

Imitation terrapin

Proceed as directed in last recipe, adding at the last, the juice of half a lemon and a glass of sherry. Boil up and serve at once.

Turkey croquettes

Mince enough cold roast turkey to make two cupfuls, season with salt, pepper and a half pint of oyster liquor. Put into a sauce-pan and make scalding hot. Thicken a cupful of hot milk with a tablespoonful of white roux, stir it into the turkey mince, and when the boiling point is reached remove it from the fire. When cold and stiff form into croquettes, crumb these and set on the ice for two hours before frying to a golden brown in deep, boiling cottolene or other fat, or in clarified chicken drippings, if you have it.

Turkey scallops

Mince remnants of cold turkey rather coarsely and mix with it one-third as much stuffing or bread crumbs. Moisten with gravy, oyster liquor or stock, season well; fill scallop shells or *pâté* pans with the mixture, cover with fine crumbs, with dots of butter over all and bake in a quick oven.

Stewed calf-brains

Heat a great spoonful of butter in the frying-pan and when hot, stir in a tablespoonful of flour. Add a gill of cream with salt and pepper, chopped parsley and a teaspoonful of kitchen bouquet. Put a pinch of soda into the cream. When heated, put in the brains, which have been previously blanched and cut into large dice. Cook ten minutes, stirring constantly, and serve hot.

Brain fritters

Blanch the brains by boiling them in salted water for ten minutes. Throw into ice-cold water and leave there for half an hour. When cold, mash to a paste with a wooden spoon. Stir

into them two eggs, beaten light, a tablespoonful of melted butter, a half-teaspoonful of salt and enough flour to make a fritter batter. Beat hard for three minutes and drop this mixture into deep, boiling cottolene or other fat. When golden brown in color, drain free of grease in a hot colander. Serve very hot.

Fried brains

Blanch as above directed, leave in cold water until firm, and wipe dry. Slice into pieces of uniform size; pepper and salt, roll in beaten egg, then in fine crumbs. Do this over night. In the morning roll again in egg and cracker-dust; leave on the ice for half an hour and fry quickly in hot cottolene or other fat. Drain free from fat and serve hot. Pass thin slices of crisp toast with them.

Broiled veal chops

Trim neatly and broil over a clear fire, turning several times. Allow ten minutes to the pound. Transfer to a hot dish and cover with a mixture of butter, lemon juice and minced parsley. Cover and set in a hot oven for a few minutes before serving.

Fried veal chops or outlets

Dip in egg, then in cracker crumbs, and set on ice until morning. Repeat the process, leave on ice for half an hour and fry in deep, hot cottolene or other fat. Drain, dish and send to table with tomato sauce.

Veal cutlets and bacon

Chop raw lean veal fine, season well with celery salt and pepper, and with your hands mold into oval shape. Roll in egg and fine crumbs and leave on ice all night. In the morning fry thin slices of bacon, remove them to a hot dish and fry the cutlets slowly in the fat left in the pan. Drain, arrange on a platter and lay the bacon about them. Pass tomato sauce with them.

Lamb chops

Trim off the fat, broil carefully and arrange them around a mound of mashed potatoes. Garnish with a garland of parsley laid about the base of the mound.

Barbecued lambs' tongues

Open a can of lambs' tongues and spread on a platter. Sprinkle with salt, pepper and a little onion juice. Lay in a sauce made by stirring together three tablespoonfuls of salad oil and one of vinegar. Let them stand in this mixture over night. In the morning heat a little butter in the frying-pan, lay the tongues in this and *sauté*, turning often.

Mince of mutton

Chop the meat fine, removing bits of fat and gristle. Season with salt, pepper and a little onion juice. (It is always better to grate, than to slice onions for seasoning.) Mix with the minced meat one-fifth of its bulk of fine bread crumbs wet with the gravy and work in the beaten yolk of a raw egg to "bind" the mixture. Mold into flat cakes, dip these into a beaten raw egg, then in cracker crumbs and set in a cold place over night. Fry quickly, as you would doughnuts, in deep cottolene or other fat (never in lard) made very hot. Take up as soon as they are done, drain off every drop of fat and lay upon rounds of lightly browned toast in a heated dish. Garnish with sprigs of parsley.

Minced mutton and tomato toast

Make three cups of good well-seasoned tomato sauce, thickened with a heaping teaspoonful of flour rubbed into one of butter. Keep hot in a double boiler set at the side of the range.

Toast slices of bread, butter them, spread on a platter and put a tablespoonful of tomato sauce on each. Into the remainder of the tomato sauce turn two cupfuls of minced mutton, put the saucepan over the fire, stir until the meat is thoroughly heated, season to taste and pour upon the toast.



BREAKFAST GAME

Broiled rabbit

HAVE your butcher skin and clean the rabbit, remove the head and open it from end to end on the under side. Wipe it inside and out with a damp cloth and lay it open on a greased gridiron. Cut gashes across the back that the heat may penetrate to the thickest part. Broil over a clear fire, turning often. It should cook for about twenty minutes. Transfer to a hot dish, rub with butter, sprinkle with salt and pepper and serve.

Barbecued rabbit

Cook precisely as in the last recipe and keep hot on a platter while you make a sauce of two tablespoonfuls of vinegar, two of melted butter, a dash of salt and a teaspoonful of French mustard. Pour this sauce over the hot rabbit and send to table. This is a delicious and savory dish.

Smothered rabbits

Skin and clean a pair of rabbits; lay in a covered roaster; pour a cup of boiling water over them and cook, covered, until tender. Baste five or six times with a mixture of butter and water mixed with a teaspoonful of onion juice. When the rabbits are done transfer to a platter and keep hot, while you thicken the gravy in the pan with a tablespoonful of browned flour rubbed up with one of butter. Cook one minute, add two teaspoonfuls

of vinegar, a saltspoonful of paprika and a generous teaspoonful of made mustard. Boil up once, pour over the rabbits and leave, covered, over hot water five minutes before serving.

Venison steak

Grease your gridiron thoroughly before laying your steak upon it. Broil the steak, turning frequently over the fire of clear coals. As it is better rare, do not cook the venison too long. When done lay the meat upon a hot platter, put upon it, several spoonfuls of butter and a little currant jelly, cover and set in the oven long enough to melt the butter and to soften the jelly, then send immediately to the table.

Broiled quails and woodcock

Clean and split down the back. Wash carefully and dry inside and out with a clean cloth. Leave on ice half an hour and broil over a clear hot fire. Dish, pepper and salt, put a piece of butter upon, and lay under each bird a round of delicate toast.

Small birds

Can be cooked in the same way.

Breakfast stew of squirrels

Clean and joint a pair of large gray squirrels; lay in vinegar and water for an hour; wipe dry and brown them slightly in pork fat in which a sliced onion has been fried. Pack the squirrels in a pot, pour over them the fat and onion from the frying-pan and a cup of weak stock. Cover closely and simmer until tender. Season with pepper, celery salt and kitchen bouquet; thicken with browned flour rubbed to a paste with butter, boil up and serve. Stew the squirrels tender overnight, seasoning and thickening the gravy when you warm them up in the morning.

BREAKFAST VEGETABLES

Stewed potatoes

PARE the potatoes and cut into small dice. Cook tender in boiling water, salted. When clear, but not broken, turn off the water and cover with hot milk into which you have stirred a lump of butter rolled in flour. Simmer for ten minutes, add a tablespoonful of finely-minced parsley, boil up once and serve.

Hashed potatoes, browned (No. 1)

Cook as in last recipe, but when ready for the milk turn the stewed potatoes into a buttered pudding dish, cover with the milk, butter and flour and bake, covered, half an hour. Then uncover and brown.

This dish is particularly good if a little onion juice and about a tablespoonful of minced celery be mixed with the potatoes just before they are put into the bake-dish. The dice should be *very* small.

Hashed potatoes, creamed and browned (No. 2)

Cut a dozen cold boiled potatoes into very small dice. Thicken a cupful of hot milk with a tablespoonful of flour, rubbed into one of butter. Season to taste and stir the potato dice into this sauce. Stir for just a minute; turn into a greased baking-dish and brown in a good oven.

Lyonnais potatoes

Cut a dozen cold boiled potatoes into dice of uniform size. Shred two onions *very* thin and put them into a frying-pan with two tablespoonfuls of butter. Fry the onion to a light brown;

add the potatoes and fry until delicately colored, stirring frequently. Strew with chopped parsley and serve.

Potato croquettes

Into a pint of hot mashed potatoes stir a tablespoonful of butter, a beaten egg, salt and pepper and enough cream to make the potatoes of the proper consistency to be formed into croquettes. Roll in egg and cracker crumbs and set in the ice-box for an hour before frying in deep cottolene or other fat to a light brown. Drain in a hot colander.

Potato omelet

Beat two cupfuls of mashed potatoes to a cream with milk, salt and pepper and two tablespoonfuls of melted butter. Beat three eggs light and whip them into the potato mixture. Have a buttered frying-pan heated, turn the omelet into this and cook until set; turn out upon a hot platter.

Chopped potatoes sautés

Chop cold boiled potatoes evenly and rather coarsely. Put a tablespoonful of butter or of good dripping into a frying-pan and when hot stir the potato-dice into it, tossing and shaking until they are smoking hot. Pepper and salt and dish.

An equal quantity of sweet potato dice mixed with the white will make the dish still better.

Potatoes fried whole

Boil potatoes of uniform size until just done. Sprinkle with salt. When cold roll in beaten egg and cracker crumbs and set in a cold place for an hour. Fry in deep, boiling cottolene or other fat, or in dripping to a golden brown.

Fried green peppers

Slice green peppers crosswise and remove the seeds and tough, white membrane. Melt a little butter in the frying-pan and fry the sliced peppers in this. They are an appetizing accompaniment to fried fish.

Stuffed peppers

Mince enough cold chicken to make a cupful and stir into it two tablespoonfuls of minced ham and one of melted butter. Season to taste. Cut the stems from green peppers so that they will stand upright. Cut off the tops of the peppers, remove the seeds and membrane and fill with the minced chicken and ham. Stand the peppers on end in a baking-pan, pour about them a cup of chicken stock and bake half an hour.

German potato pancakes

Six large raw potatoes grated fine; three eggs; a scant teaspoonful of soda; salt to taste. Mix as pancake dough and fry in plenty of cottolene or other fat previously heated gradually to a boil.

Fried eggplant

Cut the eggplant into slices nearly three-quarters of an inch thick, peel these and lay them in a bowl of cold, salted water, putting a plate on them to keep them under the surface of the liquid. At the end of an hour remove the vegetables from the water and wipe dry on a clean cloth. Dip each slice in beaten egg, then in cracker crumbs and lay on a platter. Set in the ice-box for an hour and fry to a golden brown in deep boiling cottolene or other fat. Drain in a colander lined with tissue paper and pile on a folded napkin on a hot platter.

Broiled eggplant

Cut the eggplant in slices half an inch thick, peel and leave for an hour in cold, salted water, as in the preceding recipe.

Wipe the slices dry and lay in a bath of five tablespoonfuls of salad oil and two teaspoonfuls of vinegar. At the end of fifteen minutes remove the eggplant, drain in a colander, sprinkle each slice with salt and pepper, lay on a gridiron and broil over a clear fire. Cook for five minutes on one side before turning the broiler. Serve very hot.

Fried ripe tomatoes

Cut firm tomatoes into thick slices, but do not peel them. Sprinkle each slice with salt, dip into a beaten egg and then in fine cracker dust. Set in a cold place for an hour and fry in boiling cottolene or other fat, or in butter.

Broiled ripe tomatoes (No. 1)

Cut large, firm tomatoes into half-inch slices, sprinkle with salt and pepper and dip in fine bread crumbs. Put into a greased broiler and broil over a clear fire until heated thoroughly. Spread with soft butter and serve at once.

Broiled tomatoes (No. 2)

Wash and wipe ripe tomatoes. With a very sharp knife cut them in half and lay, skin side down, upon a buttered broiler. Cook over a clear fire until done; arrange squares of toast on a hot platter and lay the broiled tomatoes on this toast—half a tomato to each slice. Handle carefully that they may not break. Sprinkle with pepper and salt and pour melted butter over all.

Grilled tomatoes

Cut large, firm tomatoes into thick slices. Do not peel. Rub an oyster broiler lightly with butter, lay on it the slices of tomato and broil over a clear fire. Have ready a sauce made by working a teaspoonful, each, of minced parsley and of lemon juice into two tablespoonfuls of butter. Sprinkle the tomatoes with pepper and salt, put the sauce on them, let them stand covered in the

open oven or plate-warmer for a couple of minutes, or until the butter is melted, and serve.

Tomatoes and bacon

Prepare tomatoes as in the preceding recipe, omitting the sauce. Keep them hot while you broil or fry thin slices of bacon to a delicate crisp. Arrange the tomatoes on a dish, lay a slice or two of the bacon on each piece of the tomato and serve. This is an excellent breakfast dish.

If for any reason it is not convenient to broil the tomatoes, they may be fried in butter or in olive oil, drained dry and served in the same fashion.

Broiled green tomatoes

Cut the unpeeled tomatoes into half-inch slices and lay in sweet oil for five minutes. Transfer the slices carefully to a fine wire broiler and cook to a delicate brown. When done, sprinkle with salt and pepper, lay on slices of crisp toast and pour a white sauce over and around all.

Fried green tomatoes

Wipe green tomatoes with a damp cloth, cut them into slices half an inch thick, dip in beaten egg and cracker crumbs, set in the ice-chest for half an hour and then fry in butter to a delicate brown. Drain from grease and serve on a hot platter.

Broiled mushrooms

Peel, lay upon a buttered broiler and cook over clear coals, allowing three minutes to each side of the mushrooms. Transfer to thin slices of crustless toast, put a bit of butter and a dash of salt and paprika on each mushroom and set in an oven just long enough to melt the butter.

Fried mushrooms

Melt a great spoonful of butter in an agate frying-pan. Peel the mushrooms and cut off their stems, scraping these last. Lay

the mushrooms with their scraped stalks in the frying-pan and cook, turning often, until done. Serve very hot.

Green pepper toast

Slice bread thin, cut off the crusts and toast on both sides to a delicate brown, then butter and keep hot in the oven. Heat a cup of beef stock in the saucepan. Rub together a tablespoonful of butter and the same quantity of browned flour and stir it into the beef stock. When you have a very thick brown sauce add salt to taste and a half cupful of green peppers which have been seeded, freed from the tough white core and minced very fine. Stir to a paste, remove from the fire and spread upon the slices of hot toast. Set in the oven long enough to become very hot and crisp, and serve.

Fried hominy

Warm three cups of cold boiled hominy by setting the vessel containing it in an outer vessel of boiling water. When hot, add a saltspoonful of salt and a tablespoonful of melted butter, beat the hominy smooth and turn into small muffin-tins to get cold and to form. When very stiff, turn the forms over, roll each in beaten egg and cracker dust and set all in a cold place for an hour. Fry in deep, boiling cottolene or other fat.

Block potatoes

(Contributed)

Cut raw potatoes in cubes. Wipe them dry and fry in deep fat until a light brown. Salt, drain on brown paper and serve hot.

FAMILIAR TALK

WITH MARTHA IN HER KITCHEN

(Time—The cook's "afternoon out.")

It is the Christian duty of every housemother in this comfortable land to provide a commodious, well-appointed kitchen and laundry, where daily household work is done, and clean, airy, comfortable chambers for workers, where they may take rest in sleep when that work is over. I should fail in observance of the Golden Rule if I were to oblige them to work where I could not work, or to sleep where slumber would be an impossibility to me.

My own preference for a kitchen floor-covering is really good linoleum of conventional design and light in color, therefore cheerful in effect. Many housewives insist upon oiled hardwood or painted floors. Not one cook in twenty takes proper care of an oiled floor, and paint soon wears off. It is economical to buy a prime quality of linoleum, and to lay the same pattern on kitchen, laundry and hall. When it wears out in one room it can be replaced from another. Inlaid linoleum will last for years.

Thick, strong rugs should be laid before the range and by the tables, one under the table at which the servants eat. Linoleum is cold to the feet, and one takes cold readily when over-heated.

I read, last year, that kitchen tables are now, as "a taking novelty," covered with zinc. Over a score or years ago I covered what may be called the work-tables in my kitchen with this useful metal, tacking it neatly under the edges, lest a loose point might tear hands or clothes. I have kept it up ever since. The table-tops are cleaned easily; they never "take" grease or stain of any kind, and they outwear wood by many years.

Another invaluable invention which I wish I could place in

every kitchen is a sheet-iron hood and asbestos curtain, fitted to the top of the recess enclosing the range. It works so easily upon pulleys that a little finger could pull it down. When raised, it is entirely out of the cook's way; when down, it shuts in the range like an impervious screen. Sliding doors in the center allow one to look into pots and kettles simmering behind it, when oversight is advisable. If left closed, it will lower the temperature of the kitchen twenty degrees within two hours. It cost twenty dollars when new, twelve years ago. If I could not get another, twelve hundred dollars would not buy it.

I long ago discarded the old-fashioned tin and iron cooking utensils in favor of agate-nickel-steel ware, which is as easily washed as crockery bowls and plates; is light and neat in appearance; never rusts, and is altogether satisfactory. All of my kettles have covers, and we use covered roasters—another boon to housewives—for cooking meats. They keep in flavor and juices, and lessen the labor of basting.

Always have a rocking-chair convenient into which the cook can drop for rest between the times of active duty, and one apiece for maids in the laundry. For yourself, follow the rule I laid down imperatively a quarter-century ago in *COMMON SENSE IN THE HOUSEHOLD*—"Never stand at your work when you can sit." A chair suited in height to the mixing table will save you many an ache in the feet, back and head.

Do not allow servants to jumble their table crockery, etc., up with pots, saucepans, kettles, colanders and the like. There is no reason why the dresser or closet in which the kitchen tableware is kept should not be as daintily arranged as the dining-room buffet. It should hold no commerce with the pot closet.

The servants' chambers must be furnished with iron bedsteads, good mattresses, plenty of clean blankets and white spreads. The "honeycomb" spreads are absurdly cheap and easily washed. The rest of the appointments of the dormitories need not be elaborate. If they are neat and comfortable the occupants are more likely to try and make them attractive. When one pins up a crucifix over her bed, her mother's or sister's photograph against the wall, or even a colored lithograph of a patent medicine—notice it pleas-

antly. It means that she is catching the home feeling. Muslin curtains cost next to nothing. Hang them up at her window; give her a pretty cover for her bureau-top and a plain one for her washstand, and plenty of towels. The Golden Rule works well here—where does it not?

I read a little story many, many years ago—before you were born, I think—a slight, commonplace affair, that has furnished two generations of busy housewives with a hard-worked *mot de famille*.

Excuse the foreign phrase! We have none in English that exactly translates it. "Household word" comes nearer to it than anything else, without quite covering it.

The tale was of a fidgety housekeeper of the sort stigmatized in the rough parlance of the sensible vulgar as "nasty particular." A friend, calling upon her soon after breakfast, found her fairly beside herself with worry because guests she had expected at noon had telegraphed that they would be with her at eleven o'clock that morning. Distracted Martha "could never in the world be ready for them. There was so much to do that she did not know what to take hold of first. It was enough to drive a woman out of her senses," etc., etc., etc.

"But what have you to do?"

"Do! Do! Do! Why—everything!"

The visitor drew off her gloves.

"I will stay and help you. Shan't I get the spare room ready?"

A gesture of disdain.

"As if I would have put that off until today!"

"Can I help about luncheon?"

"Well! I should be ashamed of myself if the cook hadn't her orders and materials and all before this!"

"Perhaps I could dust the parlors? or polish silver? or—" glancing around the perfectly appointed dining-room, where the luncheon table was already laid—"I might arrange the flowers in the vases?"

It finally transpired that the frantic and "forehanded" hostess could specify but one thing that remained to be done before ~~every-~~thing should be in order for the visitors. She had "butter-balls

to make for luncheon. She always kept the paddles in ice-water for hours beforehand."

I was young then and read the little story aloud to my mother—a woman blessed with a keen sense of humor and as keen a perception of the fitness of things. She adopted the phrase on the spot. "Butter-balls to make" became with us the synonym for needless hurry and flurry and worry. When used interrogatively, it was the cabalistic formula that caused a precipitate and a settlement of many a muddy whirl of anxieties, the open sesame to a "chamber the name of which was Peace."

Half of the perturbations that chase the housemother "clean out of her wits" are as purely imaginary as those that beset the heroine of our wee scrap of a story. That other American Martha who cried out on Monday morning: "Washing to-day! Ironing on Tuesday! Baking on Wednesday! Bless my life, half the week gone and nothing done!" is hardly a caricature of the national housewife. Worry is a whirlwind that throws the weightier matters of the law of life out of plumb, and raises such a dust of minor duties and possible hindrances that the blinded victim can see nothing aright.

One of the fixed principles of the universe is that two objects can not occupy the same place at the same time. Another, which we are more slow to admit, is that no two duties are cast for one and the same instant. The throngs of homely tasks that obscure our toiler's vision in the anticipation of "another day's work," drifting and dancing in the light of the new day—a flood of elusive moths—have really sequence and order. Let her take hold of her astral or inner self, by the shoulders, and hold her steady until she can weigh and classify the importunate atoms. The pretty fairy-tale of the tasks set for Graciosa by her wicked stepmother supplies another and a pat illustration. The poor girl had to sort a roomful of feathers of all colors and sizes. After laboring vainly for hours, she called tearfully for her fairy lover, who, with one stroke of his wand, laid each kind in a separate heap from the rest.

Your wand—and my wand—dear Martha, is the cool, long breath of sober reflection that gives us time to say: "All these

things can not be done at once. Some of the less important can be laid over into the convenient season which must fall into the lot of even an American housekeeper. I must keep each in its place. I will"—a strong "will," a long "will," and many "wills" altogether—"I will think of but one thing at a time, and do it as if there were nothing else in the world for me to do."

The discipline of thought and nerves that must attend upon such a moral and mental effort will train lawless impulses and teach concentration of thought as well as the much-vaunted higher mathematics could. Work need not, of necessity, be worry. Industry does not imply haste.

"Count five and twenty, Tattycoram!" entreated Mr. Meagles, when the foundling's temper was likely to get away from her.

In the same tone of affectionate warning, I pass on my homely test of facts and values—"Butter-balls to make!" First, make sure of what you really have to do, and to do today. Secondly, having screened and sifted the mass, assort the ore before you begin to smelt it—and yourself!

In place of counting five and twenty, accept my formula—"Draw ten deep breaths" before you make up your mind that you have not time for one.

The world is full of fresh air and it owes us all we can take in leisurely and thankfully.

No matter how heavy your burdens, your experience reflects that of hundreds of others. It may be a mean kind of misery that loves company. The knowledge that others are fighting and toiling bravely along the same line with ourselves; that others have conquered the circumstances which oppose us, braces us for renewed effort. What woman has done, woman may do again.

You are far from being hopelessly "mired;" you have what is called "a good fighting chance" for life and usefulness. You have one tremendous advantage, a solid foothold to begin with, in the certainty that you are in the right path.

The confident assurance of this is half the battle. The other half is in doing your work as it comes to your hand. Don't cultivate "a long reach." It never pays. You "don't get ahead one

inch." Perhaps God means for you to move by quarter-inches. He has ten thousand ways of disciplining His children, and so teaching them to make the very best of themselves. It is as certain as that He rules the heavens, that He knows just what sort of training is good for you. Your husband, your children, your home, are your working capital, a loan from Him—your talents, if you like that figure better. They are more than worth all the labor and the worries that fall into your lot.

Husband, children, home, work and worry fill to-day full. Hence the folly, and the danger, and the sin of "the long reach." The one coming guest whom you should never welcome is to-morrow's possible troubles. The children are not to be educated to-day, nor is John ill or dead at the present moment, and the "lonesome" maid does not go until her month is up. The faith that removes mountains wears short-sighted glasses and brings them to bear upon the work in hand.

This is not preaching, but practical philosophy. Try how it will work for a week—then a month—then a year.

Keep your house as well as you can for John, for the babies, for yourself, and let the neighbors run theirs to suit themselves. Comparisons, according to Dogberry, are "odorous." Comparison of this sort savors of discontent and trouble. Mind your own business and take your business in sections.

"Magnify your office." You are as important in your kingdom as was Queen Victoria in hers, and have not one worry where she had a thousand.

Dust may be disease in embryo, and should be done away with by the use of all reasonable means. Overwork and worry kill more women in one year than the neglected deposit upon picture cords slays in a century. "Let all things be done decently and in order" is a capital working motto, but reserve the right of private judgment in determining what constitute order and decency. Study what you can leave undone, or what may be laid over for another day with least discomfort to yourself and others.

Spare yourself, and study Slighting (so-called) as a Useful, Life-lengthening Art.

THE FAMILY LUNCHEON

FIFTY years ago luncheon expressed the most desultory and haphazard meal possible to enlightened humanity. School children carried lunch-boxes and parcels in the corners of book-bags when they left home after breakfast. Picnic, berrying and nutting parties stowed away bountiful luncheons in baskets and hampers. There were three meals a day, breakfast, dinner and supper, or in New England, tea. Households in which people sat down, even upon "occasions," to a luncheon set forth in orderly fashion upon a table, to be eaten in courses with knives and forks, were as few as those in which afternoon tea was served.

The change that, by pushing the dinner hour nearer the close of day has made expedient, if not needful, a substantial noon-day meal, has come about naturally and gradually. The down-town of men workers and the up-town of homes have receded from each other until the head of the house can no longer spare time to dine at home at midday. And the stately sequence of soup, fish, meat and sweets is a tedious sham when there are no men to be cooked for. In the country the increasing army of commuters have but two meals at home during the week day. Wives, compassionately reminiscent of the hasty bit and sup that stays their stomachs during a day's shopping, assume that the respective Johns fare no better. John's breakfast is a touch-and-go affair. He shall have abundant recompense for that and the wretched sandwich and lukewarm coffee that mocked fainting Nature at the noon spell.

By these and others stages luncheon has become an American institution, and has come to stay. It is, to most women, the pleasiest meal of the day, even when partaken of at home, with none present but "the children" and the grown women of the household. It breaks up the monotony of daily tasks; it is eaten

without flurry or hurry, because with little ceremony. "Pick-up" dishes and accidental *entrées* figure conspicuously in the menu, things for which men, as a rule, care little and their wives and daughters much. Tea and toast, cake and preserves can be enjoyed without fear of bantering comment, and a harmless dish of gossip can be uncovered without provoking severe strictures.

The family luncheon is the best medium I know of for acquiring the valuable French art of concocting *entrées* out of "left-overs."

Some Johns have a rooted dislike for "made dishes,"—a prejudice which, I may remark, adds sensibly to the sum of household expenses. It would double them but for the canny housewife's use of cold cuts and scraps for the midday meal "just for the children and myself."

Women don't cook for themselves! But for the saving clause "the children," our economist would starve herself upon toast and tea. Being a mother she brings forth strengthening soups, savory stews and relishful compositions of fish and vegetables out of most unpromising materials, unconsciously becoming a culinary artist.

The Ladies' Luncheon, which has grown into one of the most important of modern social functions, will be considered later.

LUNCHEON DISHES

OYSTERS

Fricasseed oysters

Drain the liquor from a quart of oysters and bring to the boiling point. Stir into it two tablespoonfuls of cracker crumbs rolled very fine. Set at the side of the range while you scald a half pint of cream in which you have dissolved a tiny pinch of soda. Meanwhile melt three tablespoonfuls of butter in a saucepan and cook the oysters in this until their edges "ruffle," when they must be removed and laid on tiny slices of toast on a hot water dish. Turn the melted butter remaining in the saucepan into the oyster liquor and pour this slowly, stirring all the time, on the hot cream, season with salt and paprika, and pour immediately over the oysters and toast.

Deviled oyster pâtés

Drain the liquor from a quart of oysters. Chop the oysters and mix with them a cup of cracker crumbs, two tablespoonfuls of melted butter and enough oyster liquor to soften the whole. Season with salt, paprika and a few drops of Tabasco sauce, with a teaspoonful of tomato catsup. Butter small pâté-pans, fill these with the mixture, sprinkle cracker crumbs on top, and bake.

Creamed oysters

Drain the liquor from a quart of oysters.

Cook together three tablespoonfuls of butter and two of flour, and when they bubble pour upon them a cupful of oyster liquor

and a cupful of rich milk (cream is better), in which you have dropped a bit of soda the size of a pea. Stir until the sauce thickens, then turn into it the oysters. Cook until the oysters are heated through; add, a few drops at a time, the beaten yolks of two eggs, keeping your spoon moving all the time. Do not allow it to cook a minute after the last drop of egg is added.

Broiled oysters (No. 1)

There are several methods of broiling oysters. For all of them a good large oyster is needed. I give the simplest method first.

Dry your oysters on a towel; sprinkle them with salt and a little red pepper and lay them within an oyster-broiler. Turn them so that they may brown on both sides, put them on a hot dish, dress at once with butter, and serve as soon as this has melted.

Broiled oysters (No. 2)

Drain and dry your oysters, sprinkle them with salt and pepper and roll them in bread-crumbs. Broil them over a clear fire, turning them until they are brown. Serve on buttered toast. Put a bit of butter on each oyster and squeeze on it a few drops of lemon juice.

Broiled oysters with brown sauce

Sprinkle large drained oysters with salt and pepper, dip in beaten egg, then roll in cracker-dust, and lay on the ice for an hour before cooking upon an oyster-broiler over a clear fire to a delicate brown. Put on a hot platter and cover with a brown sauce.

Brown sauce for broiled oysters

Cook together a scant tablespoonful, each, of butter and browned flour; pour upon a half pint of cleared consommé; season with salt, pepper, a dash of Worcestershire sauce, a little mushroom catsup and a few drops of kitchen bouquet. Add a dash of lemon juice and serve.

Scalloped oysters

Drain the oysters and dispose in a buttered bake-dish in the following order:

In the bottom have a light layer of crushed cracker crumbs; season with paprika and salt, drop bits of butter upon them and wet with oyster liquor and milk mixed in equal quantities. Now comes a layer of oysters, similarly seasoned, next a layer of crumbs. Go on thus until the dish is full or the materials are used up. The top layer should be crumbs with a double allowance of butter. Cover closely and bake half an hour, then uncover and brown lightly.

Oyster scallops

Prepare as above, but bake in *pâté*-pans or in shells, covering each with fine crumbs. In tide-water Virginia, notably near Williamsburg, the first capital of the state, large, fluted shells are dug up many feet below the surface, which, when cleaned, make the best possible receptacle for scalloped oysters. All who have eaten fresh oysters, just from York river, cooked in these fossil remains, will agree with me that they are incomparably savory.

Send sliced lemon around with them.

Fried oysters

They must be large, plump and fresh. Drain well; spread upon a clean, soft towel, and cover with another, patting them gently to dry them on both sides. Roll each over and over in salted cracker-crumbs; set on the ice for an hour; dust more crumbs over them, and fry, a few at a time, in boiling hot butter, *cottolene* or other fats.

Drain, garnish with parsley and serve.

Oysters creamed and baked

Heat a large spoonful of butter in a clean frying-pan, rub in a tablespoonful of flour, and stir to a white roux. Remove to the table. Season with salt and white pepper. Have ready *pâté*-pans

or scallop-shells arranged in a baking-pan; put three or four fine oysters in each, cover with the white sauce and cook in a quick oven about eight minutes, or until the oysters "ruffle." Serve in the shells. The white sauce should be thick, as the liquor from the oysters will thin it.

Stewed oysters

Drain in a colander one quart of oysters. Put the liquor over the fire in a saucepan, with a good tablespoonful of butter. Add half as much boiling water as you have liquor, pepper and salt to taste, and bring to a boil. As soon as this is reached, put in the drained oysters and cook quickly. When they "ruffle"—in five minutes or thereabouts—add half a cupful of milk heated in another vessel with a tiny bit of soda to prevent curdling, and half a teaspoonful of corn-starch wet with cold milk, stirred in. Pour upon the oysters, cook for one minute and dish.

Most stewed oysters are cooked into insipid toughness.

Oyster stew

Heat the liquor from a quart of oysters to boiling. While it is growing hot put over the fire in another vessel a pint of milk. When this is heated stir into it a tablespoonful of butter rolled in as much flour. Drop the oysters into the hot liquid and let them cook until they ruffle. Pour the milk into the saucepan with the oysters, season to taste with salt and pepper, and serve.

This is the old-fashioned stew and is better than many more modern inventions.

Oysters fried in batter

Make a rather thick batter of one egg, a cupful of milk and about half a cupful of flour, sifted twice, with a scant half teaspoonful of baking-powder and half as much salt. Drain fine oysters, roll each in flour, let them stand half an hour, then dip in the batter and fry in boiling butter, cottolene or other fat. Drain off every drop of grease in a hot colander and serve.

Steamed oysters

Wash shell oysters and arrange, flat side up, in the steamer. Cover closely, and set over water at a hard boil. In twenty-five minutes lift the steamer from the fire. If the shells gape, the oysters are done. Pry off the lower shell, put a bit of butter on each, and send *at once* to table. Pass salt and pepper and sliced lemon with them. They are delicious if eaten piping hot, preserving the flavor far better than stewed or panned oysters can hold it.

Panned oysters

Fit rounds of buttered toast into the bottom of pâté pans; lay on these as many oysters as the pans will hold, season with salt and pepper, lay a dot of butter upon each panful and set in your covered roaster to cook in a quick oven about ten minutes, or until the oysters "ruffle." Serve in the pans.

An appetizing luncheon or supper dish.

Creamed panned oysters

Cook as in last recipe, and when the oysters are done add to each pan a large teaspoonful of cream heated to scalding, putting in a tiny pinch of soda to prevent curdling.

Instead of the cream you may make a dish of

Deviled panned oysters

When ready for the table add to each pan a dozen drops of Tabasco sauce, stirred into a saltspoonful of French mustard and the same quantity of lemon juice. Beat together, stir lightly into the oysters with a fork, heat one minute and serve.

Curried oysters

Into two tablespoonfuls of white roux stir a few drops of onion
ice and a teaspoonful of curry powder. Add a cupful of scald-
oyster liquor, and, when well incorporated, pour over broiled

or fried oysters laid upon toast in a chafing-dish. Rice croquettes are nice served with this dish.

Oyster pie or pâtés

Make pastry shells or a pie shell of puff paste, bake, and when cold, fill with a filling made thus: Cook together a tablespoonful, each, of butter and flour; pour on them a cup of cream and a gill of oyster liquor and stir to a smooth sauce. Drop in the oysters and cook, stirring steadily until the edges begin to curl; remove from the fire and beat in gradually the yolk of an egg. Pour into the pastry shells and set in the oven until the pastry and contents are very hot.

Oyster cocktails (No. 1)

Into a tablespoonful of tomato catsup stir a half tablespoonful of grated horseradish, a half tablespoonful of Worcestershire sauce, a tablespoonful of lemon juice, a quarter teaspoonful of Tabasco sauce, half a tablespoonful of vinegar and a saltspoonful of salt. Set in the ice for an hour. Into very cold little glasses put five small oysters that have been chilled, and fill the glasses with the cold sauce.

Oyster cocktails (No. 2)

For six of these provide thirty small oysters. Make a sauce by mixing together a tablespoonful, each, of lemon juice and tomato catsup, a teaspoonful of grated horseradish, a pinch, each, of salt and cayenne pepper and six drops of Tabasco sauce. Have all very cold, and the cocktail or claret glasses thoroughly chilled before you put five oysters in each and divide the sauce equally between them. Lay a slice of lemon on top of each cocktail.

Oysters with mushrooms

(Contributed)

Drain about twenty-five oysters, put them into a hot pan with a teaspoonful of butter and toss them until they are plumped and

ruffled on both sides. Then place them in a hot dish. To the oyster liquor add the juice of half a pint of chopped mushrooms and enough milk to make a pint. Thicken this with a tablespoonful of flour moistened with a little milk and cook three minutes; stir in the mushrooms and cook two minutes longer; add a half teaspoonful of salt, a half teaspoonful of lemon juice, a teaspoonful of onion juice, the beaten yolks of two eggs and a heaping tablespoonful of butter. Put in the oysters and as soon as the preparation reaches the boiling point turn into a hot dish.

Figs in blankets

(Contributed)

Take large oysters and allow them to remain in the following dressing: The juice of two lemons, half a teaspoonful of salt and a dash of cayenne pepper. Now wrap each oyster in a thin slice of bacon and fasten with a toothpick, fry in a little butter until the bacon is crisp. Have nicely browned slices of toast and lay the oysters on them. Garnish with parsley and serve.

Baked oysters

(Contributed)

Select nice large oysters. Wash and scrub the shells free from sand. Put them into a baking-pan and bake in a hot oven until the shells open. Carefully remove the upper shell; put a bit of butter on each oyster, sprinkle with salt and pepper and serve in the under shells.

Oysters with macaroni

(Contributed)

Put about four ounces of macaroni in plenty of boiling salted water and cook for twenty minutes. Take out and drain well. Into a buttered baking-dish put a layer of the macaroni, then a layer of oysters, dot with bits of butter, season with pepper and salt; follow this with another layer of macaroni, another of oys-

ters and seasoning, and finish with a layer of macaroni sprinkled thickly with grated cheese. Bake in a moderate oven twenty minutes.

Oysters sautés

Drain the oysters well, season with pepper and salt, roll in fine bread crumbs, and brown in a little clarified butter in a spider. Serve on a hot platter.

Scalloped clams

Select one dozen large clams in the shell and two dozen soft ones. Use care not to injure the shells which are to be used in cooking. Clean the shells well and put two soft clams into each one. Add to each a touch of white pepper and one and a half teaspoonfuls of minced celery. Cut into small dice a few slices of bacon and add four of these to each shell; sprinkle bread crumbs over the top, put a piece of butter on top of each and bake in the oven till brown.

Roast clams

Wash the clams and lay them unopened in a bake-pan, and set on the top of the very hot range. Cook until the shells open wide, then remove the upper shell and transfer the lower—with the clam and juice still in it—to a hot platter. Squeeze upon each clam a few drops of lemon juice and serve in the shells. Pass tomato catsup or chili sauce with them.

Creamed clams

Drain the liquor from a pint of opened clams, and set the clams and liquor on the range in separate double boilers to heat. Cook together a large tablespoonful of butter and the same of flour until they bubble, then pour upon them the heated liquor and cook until smooth and thick. Have ready in another vessel a pint of hot cream, in which a pinch of soda has been dissolved. Pour this gradually upon a beaten egg, and return to the fire for

a minute, stirring constantly. Add the chopped and heated clams to the thickened liquor, season with paprika, stir gradually into the hot eggs and cream, and pour upon squares of lightly buttered toast.

Clam pâtés

Drain the liquor from a quart of clams. Cook together a tablespoonful of butter and one of flour, and pour upon them a cup of hot milk (in which a pinch of soda has been dissolved) and a cup of clam liquor. Stew until you have a smooth, thick sauce, and then add the chopped clams. Add a beaten egg, drop by drop, and when well mixed remove from the fire, season and set aside to cool. Line pâté pans with good puff paste, fill with the clam mixture, put pastry over the tops and bake to a light brown. Serve hot.

Deviled clams (No. 1)

Steam in the shell as you have been told how to steam oysters. When they gape, open, saving all the liquor in a bowl. Cut off the dark end of each clam and set aside while you strain the liquor and bring it quickly to a boil. Season with paprika, butter, lemon juice and a few drops of Tabasco sauce; put in the clams and as soon as they are smoking hot, turn into a heated covered dish. Send around buttered bars of graham bread, or strips of buttered toast, or hot crackers, buttered lightly.

Deviled clams (No. 2)

Take two dozen clams from the shells, drain and chop. Scald a cup of rich milk and thicken it with two tablespoonfuls of flour rubbed into one of butter; remove from the fire, add gradually the beaten yolks of three eggs, paprika and celery salt to taste, a few drops of lemon juice and the chopped clams. Wash the clam shells, fill with this mixture, and set in a pan in the oven for ten minutes. Serve very hot.

Lobster à la Newburg

Stir a pinch of baking soda into a pint of cream; put this, the beaten yolks of three eggs, and a wineglassful of sherry in a double boiler and cook, stirring, until thick. Now add a pint of lobster meat, seasoned with salt and cayenne, and stir until smoking hot; then serve.

Lobster timbales

Mix together a cup of cold boiled lobster, minced very fine, eight blanched and chopped almonds, and season with celery salt and white pepper. Stir in a half pint of whipped cream and the whites of four eggs beaten very stiff and work in an ordinary Hollandaise sauce. Turn into timbale molds and bake.

Lobster cutlets

Two cupfuls of minced lobster seasoned with a quarter teaspoonful of salt, a dash of paprika, and one teaspoonful, each, of lemon juice and minced parsley. Moisten with one cup of thick drawn butter and the beaten yolk of one egg. When cool, shape into cutlets; egg and crumb them, let them stand for one hour on ice, then fry in deep, hot butter.

Creamed lobster

Two cups of boiled lobster meat, cut into dice. Season with paprika, salt and lemon juice. Heat a great spoonful of butter in a saucepan and turn in the lobster dice. Toss until smoking hot, add half a cup of cream, heated (with a bit of soda), then beat into it the whipped yolks of three eggs. Stir for one minute, and dish. Send hot, buttered crackers around with it.

Curry of lobster

Heat a tablespoonful of butter in a frying-pan, and cook in it a tablespoonful of sliced onion. Strain out the onion, return the butter to the pan, and stir to a roux with a level tablespoonful of

flour and a teaspoonful of curry powder. Add four tablespoonfuls of cream, heated (not forgetting the pinch of soda); lastly two cupfuls of lobster meat, cut into dice. Stir steadily until very hot, and dish.

Note

All of these preparations of lobster may be made with canned lobster, although they must always be inferior in flavor to those made from the fresh fish. If canned lobster be used, drain off every drop of the liquor and have the meat as dry as possible before it goes into the manufacture of the proposed dish.

Scalloped lobsters

(Contributed)

Cover the bottom of a baking-dish with fine bread-crumbs. On this put a layer of lobster and season with pepper and salt; add another layer of crumbs, another of lobster and so on, until the dish is filled. Moisten with milk, strew with bits of butter and bake about twenty minutes.

Deviled lobster

Two cups of lobster meat, cut into dice. Reserve the coral, rubbing it to a paste with butter and lemon juice. Heat two tablespoonfuls of butter in a saucepan, add the lobster meat highly seasoned with paprika, French mustard, ten drops of Tabasco, or double the quantity of Worcestershire sauce and salt. As soon as it bubbles turn in the coral paste and let it just come to a boil before serving.

Deviled crab

Pick the meat from boiled crabs, taking care not to break the shells. Flake the meat and mix with it a tablespoonful of melted butter, cayenne and salt to taste and a tablespoonful of lemon juice. Return to the shells, sprinkle with bread crumbs and bits of butter, and bake.

Crabs and champignons

Two cupfuls of crab meat, cut into dice, and half a can of champignons (mushrooms), cut into dice of the same size. Make a roux in a frying-pan of two tablespoonfuls of butter and one heaping tablespoonful of flour, stirred until smooth. Mix the crab meat and champignons well together, season with paprika, salt and a dash of onion juice; turn into the smoking roux; cook three minutes; remove from the fire; add quickly three tablespoonfuls of cream, heated, with a pinch of soda; set over the fire for one minute, add a glass of sherry, and serve *hot*.

Lobsters cooked in this way, substituting the fresh mushrooms for the canned, are delicious.

Crabs en coquille (No. 1)

Two cupfuls of crab meat, cut into neat dice, and set on ice until needed. One heaping tablespoonful of flour and an even tablespoonful of butter. Four tablespoonfuls of cream. Salt, cayenne, ten drops of Tabasco sauce or twice as much Worcestershire. A little boiling water. Pinch of soda in the cream.

Make a roux of butter and flour. Season the crab meat and stir into the roux, thinning with just enough boiling water to make the mixture manageable. When smoking-hot, take from the fire, beat in the hot cream and fill crab shells with the paste, rounding to suit the shape of the shell. Sift fine crumbs, salted and peppered, over each, put bits of butter on top, and brown on the upper grating of the oven.

Crabs en coquille (No. 2)

(A Cuban dish.)

Prepare as directed in foregoing recipe, but mix with the crab meat the pulp of three tomatoes, cut into bits and drained dry, a green pepper, seeded and minced, and four tablespoonfuls of the inside of an eggplant (boiled and cold), cut small; also half a cup of fine bread (not cracker) crumbs. Season with paprika, salt,

and a teaspoonful of onion juice. Stir into the roux over the fire, adding a little boiling water if too thick, until very hot, when remove to a table and beat in the whipped yolks of two eggs. Fill your crab shells, sift fine crumbs on top, dot with butter and cook, covered, ten minutes before browning upon the upper grating.

SHRIMPS

THE wee shell-fish are comparatively little known in many parts of the United States except as they come in cans. Even in this shape they lend themselves to many pleasing combinations convenient for luncheons and picnics.

Open the cans several hours before they are to be used, turn out the contents into an open bowl, rinse in cold water, drain and set on ice, or in some very cold place.

Buttered shrimps

Heat two tablespoonfuls of butter in a saucepan; add a teaspoonful of flour, and, when bubbling hot, a tablespoonful of tomato sauce, paprika and salt to taste, and a teaspoonful of onion juice. Boil one minute and add a can of shrimps, washed and drained. Stir the mixture four minutes over a brisk fire and serve.

Pass thin slices of buttered brown bread with them.

Shrimps en coquille

Prepare as directed on preceding page, in crabs en coquille, No. 1. They are very good.

Scallop of shrimps and mushrooms

Cook precisely as in recipe on preceding page, for crabs and champignons.

Curried shrimps

Make a roux of one heaping tablespoonful of butter and a little less flour; thin with one small cupful of boiling water; add an

even tablespoonful of best curry powder and one teaspoonful of onion juice. Stir for one minute and add a can of shrimps, washed and drained. Cook five minutes and serve.

Shrimps and eggs

(A Cuban dish.)

Make a roux of one large tablespoonful of butter and one of flour ; when it bubbles add a teaspoonful of onion juice and twice as much green sweet pepper, minced fine, with salt and a salt-spoonful of sugar. Boil up and stir in a can of shrimps, previously washed and drained. Cook for five minutes ; remove to the table and mix in gradually, stirring all the time, four eggs which have been beaten just enough to break the yolks. Return to the fire and stir until the eggs begin to "set."

Maryland terrapin

Boil the terrapin until the skin on the claws is sufficiently soft to rub off at the slightest touch. Take from the shell, and remove every particle of entrails and lungs. Place the meat in a chafing-dish. Add butter, pepper and salt, the quantity of each depending on the quantity of flesh. Let it simmer until the essence and butter reach the consistency of light gravy. Serve hot. If desired, add a little good sherry while eating, but not while cooking. Use no spices, dressing or other ingredients that can detract from the flavor.

SARDINES

THE adaptability of the sardine to a variety of preparations that are appetizing and delicious is not generally recognized by the housekeeper. The tiny fish may be used as the foundation of many nice, light dishes, and during the heated months form a pleasing variety upon the heavier lunch or supper dishes composed of meat. It is always well to open a box of sardines an

hour or two before the contents are to be used. Drain the fish from the oil in which they are packed, as this is too rich to be digestible, and does not improve the flavor of the fish. In buying sardines, choose the more expensive quality rather than the cheap, so-called sardines, which are often only American minnows packed down in oil.

Baked sardines

Toast crustless slices of graham bread and butter them. Put the drained sardines on a tin plate, squeeze over them a few drops of lemon juice and sprinkle with fine cracker crumbs. Set the plate in the oven and bake the fish for ten minutes. Transfer the sardines to the toast, and keep hot while you make the following sauce :

Strain a half-pint of liquor from a can of tomatoes and put it into a porcelain-lined saucepan to heat. Rub together a teaspoonful of butter and one of flour, stir these into the tomato liquor, and, as the sauce thickens, add a half-teaspoonful of onion juice and a teaspoonful of granulated sugar, salt and pepper to taste. Boil up once and pour over the sardines and toast.

You may, if you like, substitute white bread for brown, and omit the tomato sauce entirely.

Broiled sardines

Drain the sardines free from oil and lay them on a fine oyster-broiler. Broil over a clear fire for five minutes. Butter heated saltine wafers, and lay a sardine on each of these. Squeeze four drops of lemon juice and two drops of onion juice on each fish and send to the table very hot.

Canapés of sardines

Cut thin bread into crescents or triangles. The crescent is the true canapé shape. Toast the bread. Flake sardines fine with a fork; work into them a teaspoonful of melted butter, a teaspoonful of lemon juice, a pinch of salt and four or five drops of Ta-

basco sauce. Spread the toast first with butter, then with the sardine mixture, place on a tin plate, cover, and set in the oven until very hot.

Grilled sardines

Cut as many strips of bread as you have sardines, making each piece a little longer and broader than the fish. Toast or fry these. Roll your sardines in egg and then in fine cracker crumbs, and fry to a light brown. Lay a sardine on each strip of toast and garnish with lemon and parsley.

Sardine eggs (cold)

Boil six eggs hard and throw into cold water. Remove the shells and cut the eggs in halves, removing the yolks. Pound these yolks to a paste with a tablespoonful of salad oil, and work into this paste eight skinned and minced sardines. Now add a teaspoonful of lemon juice, and a saltspoonful, each, of salt, pepper and mustard. Form into balls, and fit these into the halved whites of the eggs, trimming off the bottoms of the whites so that they will stand on end. Serve garnished with water-cress, and with or without a mayonnaise dressing.

Sardine eggs (hot)

After making out the "eggs" as directed in foregoing recipe, put into a saucepan with a broad bottom and closely fitting lid, and set in a pot of water at a hard boil on the range. Do not let the water get into the inner vessel. In twenty minutes they should be heated through. Transfer to a hot dish and pour over them a hot Bearnaise sauce. (See Sauces.)

Sardines in cups

Cut rounds of stale bread more than half an inch thick. Press a smaller cutter inside of the larger round half way through the bread. Scrape out the crumb from the inner round, leaving sides and bottom whole. Set upon the upper grating of a hot

oven until crisped to a light brown. Turn and toast the bottom of the cups; then butter well. Skin and behead eight sardines. Scrape to a smooth pulp and mix with this sauce:

Make a roux of a large tablespoonful of butter and nearly as much flour, thin with a few spoonfuls of boiling water, season with a teaspoonful of anchovy paste and one of Worcestershire sauce; stir in the sardine pulp, and when it begins to bubble fill the buttered bread cups, which should have been kept hot. Send around sliced lemon with them.

Anchovies au lit

Toast thin rounds of bread; butter and cover thickly with the yolks of hard-boiled eggs, run through the vegetable press. Make a hollow in the mass of powdered egg and lay a curled anchovy in the little pit thus formed.

Set in a hot oven for five minutes, and serve.

Anchovy toast

Cut the crust from slices of bread and toast to a light brown. Butter lightly, and spread with anchovy paste. Lay the toast upon a hot platter in the oven while you make a sauce by cooking together a tablespoonful of butter and the same quantity of browned flour, and when they are blended pouring upon them a pint of beef stock. Stir to a smooth, brown sauce, add a teaspoonful of kitchen bouquet, six stoned and chopped olives, pepper to taste, and a very little salt. Pour this sauce over and around the anchovy toast.

Anchovy croutons

Cut white bread into three-inch triangles, and fry them in butter to a pale brown. Drain, and spread each lightly with anchovy paste, and on this lay a slice of tomato. Dust with salt and pepper and serve cold.

Caviar in saucers

Prepare rounds of bread as directed for "Sardines in Cups," and keep hot while you make the filling thus:

Two tablespoonfuls of caviar, one teaspoonful of lemon juice, one-fourth teaspoonful of curry powder, and the same of paprika. Put all into a saucepan over the fire and stir until quite hot; then put it into the hot and crisped "saucers."

Caviar strips

Cut an equal number of slices of brown and of white bread—quite thin—and butter on one side. Trim into neat oblongs and spread the white bread with caviar. Fit a brown strip over each piece thus prepared, press lightly and firmly together, and lay, log-cabin-wise, in a tray lined with a doily.

A curry of salmon

Open a can of salmon two hours before using, and remove all bits of skin and bone. Pour two tablespoonfuls of olive oil into a frying-pan and fry in it a minced onion. When the onion is brown stir into the oil a tablespoonful of flour mixed with a teaspoonful of curry powder, and when these are blended add a large coffee-cupful of boiling water. Season and stir for a moment, and turn the salmon into the mixture. Cook for two minutes and serve. Pass sliced lemon with this dish.

Salmon mayonnaise

Have boiling in a kettle a gallon of salted water to which a gill of vinegar has been added. Lay carefully in this two salmon steaks and let them boil very slowly. Test with a silver fork, and when done, but not at all broken, lift carefully from the water and drain. Set aside until cool, then keep on the ice until wanted. Lay the steaks on a cold platter and pour a very thick mayonnaise over them. Spread this smooth with a knife that the steaks may be covered. Garnish with an abundance of water-cress.

Scallop of salmon

Open a can of salmon several hours before it is needed. Remove all bits of skin and bone, and flake the fish into small pieces. Make a white sauce and stir the salmon into this. Pour into a buttered pudding-dish, cover thickly with bread crumbs and bits of butter, and bake.

Beauregard cod

Boil a pound of cod the day before it is needed and let it get cold. Flake to pieces with a silver fork, removing all bits of skin and bone. Next day heat a pint of fresh milk in a double boiler, thicken this with a teaspoonful of flour rubbed into one of butter, and stir in the flaked fish. Season to taste and cook for five minutes. Turn upon squares of buttered toast. Have ready four hard-boiled eggs, the yolks powdered, the whites cut into rings. Sprinkle the yellow powder over the fish and lay the white rings about the edge of the platter.

Baked smelts with oyster forcemeat

Choose fine, large smelts of uniform size. Clean, wash and wipe, and fill them with a forcemeat made of one part fine crumbs, three parts finely-minced oysters, seasoned with paprika, a little minced parsley, salt and a tablespoonful of melted butter to a cupful of the forcemeat. Sew the fish up with fine thread and long stitches; lay in your covered roaster with a little boiling water under the grating and bake twenty minutes, basting once with butter when nearly done. Serve with lemon sauce.

They make a delicious fish course for luncheon. The threads should be clipped carefully that the fish may not be torn as they are drawn out before serving.

Baked smelts

Clean, wipe, roll in melted butter, then in cracker dust, set on ice to stiffen for an hour, and cook fifteen minutes in your covered roaster. Send sliced lemon around with this dish.

Creamed shad**(Contributed)**

Make a white sauce by cooking together a tablespoonful of butter and a heaping one of flour, and, when they are blended, pouring upon them a pint of unskimmed milk. Add a few drops of onion juice, then pour slowly upon the beaten yolks of two eggs. Season with salt, pepper and a teaspoonful of minced parsley. Into this sauce stir a pint of cold, cooked shad that has been freed of bones and flaked very fine. Turn into a greased pudding-dish, sprinkle with crumbs and bake for twenty minutes or until heated through.

A "pick-up" of fish

This is a good dish for Saturday when you are gathering up left-overs to clear decks for the Sunday which is to begin the new week.

A cupful of cold, cooked fish—cod, halibut, salmon or any other firm fish; the same quantity of cold, cooked macaroni, cut into small bits; half a cupful of tomato sauce, one cupful of oyster liquor, which any fish dealer will give you; a heaping tablespoonful of butter and the same of flour, a teaspoonful of onion juice and the same of minced parsley. Salt and paprika to taste.

Heat the butter in a saucepan; stir in the flour, and, when it bubbles, the tomato sauce, the oyster liquor and the seasoning. Boil up once, add fish and macaroni; heat to a bubble without stirring, and turn into a deep dish.

Fish scallop

Prepare as above, but instead of stewing turn'all into a buttered pudding-dish as soon as macaroni and fish are added to the hot sauce; strew crumbs on top, stick bits of butter over it and bake, covered, half an hour. Then brown.

Baked chowder

Fry a small sliced onion in a large spoonful of butter; strain and return butter to the frying-pan. Have ready two pounds of cod or other firm fish cut into inch squares; put into the hot butter and toss and turn until they are well coated; pack the fish in a buttered bake-dish alternately with slices of parboiled potatoes, fat salt pork, minced fine (about half a pound in all), bits of butter rolled in flour, minced parsley and two tomatoes chopped. Season a large cupful of oyster liquor with paprika and salt, and pour over all. Cover with split Boston crackers that have been soaked in milk for half an hour, fit on a lid and bake, covered, one hour. Then brown. A savory family dish.

A "Cape Cod folks" tid-bit

Soak two pounds of salt cod over night. In the morning wash and scrub it with a whisk to remove lingering crystals of salt and cover with hot water in which an onion has been boiled. Let it stand in this until the water is cold. Take out the fish and lay between two towels until perfectly dry. Broil then on both sides, turning twice; lay it in a hot water dish; break to pieces with a fork, and cover well with hot drawn butter, seasoned with pepper, lemon juice and minced parsley. Let it stand (covered) for ten minutes over the hot water before serving, and you will be surprised by the excellent dish contrived of such homely materials.

Halibut and cheese scallop

Have ready two cupfuls (less, if you happen not to have as much) of cold, cooked halibut, flaked rather coarsely with a fork. Make a good white sauce—drawn butter—based upon milk instead of water. Butter a bake-dish and fill it with alternate layers of the fish, sauce and grated cheese (very mild), using altogether about four tablespoonfuls of the latter, and cover the top with crumbs. Bake half an hour in a quick oven, and serve hot. Keep covered until ten minutes before serving, when brown.

Deviled halibut or cod

Pick cold, cooked fish into bits with a silver fork. Make a forcemeat of bread-crumbs, the yolks of two eggs run through colander or vegetable press, a tablespoonful of melted butter, one of minced parsley, a teaspoonful of onion juice, paprika and salt. Mix with the fish, wet up with oyster liquor and fill scallop shells with the mixture. Cover with fine crumbs, pepper and salt them, put a dot of butter upon each scallop and bake quickly to a light brown.

EGGS

Curried eggs

Boil seven eggs hard and throw into cold water to loosen the shells. Remove these without tearing or breaking the eggs, and cut round in slices nearly half an inch thick. Have ready in a saucepan a large cup of gravy from which the fat has been removed. Chicken gravy or stock is especially nice for this purpose. Season well with a teaspoonful of onion juice, half a cupful of strained tomato sauce, with pepper and salt. Boil up, thicken with two tablespoonfuls of browned flour and a teaspoonful of curry powder, and simmer together three minutes.

Arrange the sliced eggs upon a chafing-dish or hot-water dish, pour the curry sauce over them; set in the hot oven for three or four minutes, covered, to get heated through, and send to table in the hot-water dish.

Serve boiled rice with it.

Banana toast

Is a pleasing accompaniment to curried eggs.

Remove the crust from graham bread and cut it into thin slices. Spread one piece with thin slices of banana and lay another slice of bread upon this. Press the two pieces together that they may not fall apart, and toast quickly to a light brown. Keep hot in the oven until wanted, as these sandwiches are not good when cold.

Egg timbales

Beat six eggs light and stir into them a half-pint of rich milk, a pinch of soda and salt and white pepper to taste. Pour into greased muffin-pans; set these in an outer pan of boiling water, and bake until the egg is "set." Turn the timbales out upon a platter and pour a rich brown sauce around them.

Baked omelet

Break five eggs, the whites and yolks separately. Soak the crumbs of a slice of white bread in a half-cupful of milk for ten minutes. Beat the yolks of the eggs thoroughly and whip the whites stiff. Stir the bread and milk into the yolks, add a teaspoonful of salt and a saltspoonful of white pepper, and stir in the whites of the eggs lightly—just enough to mix them. Turn into a well-greased pudding-dish and bake in a quick oven. Do not let the omelet crust over too quickly, but put a piece of paper over the top for a few minutes. Uncover and brown.

Deviled eggs

Boil a dozen eggs hard, throw into cold water, and at the end of half an hour remove the shells. Cut the eggs carefully in half, extract the yolks and rub these to a paste with three table-spoonfuls of salad oil, two tablespoonfuls of vinegar, a half-teaspoonful of made mustard, a dash of paprika, two or three drops of Tabasco sauce, and salt to taste. Form this paste into balls, put the balls back into the halved whites and fit the whites into place. Run a wooden toothpick through the two halves of each egg to hold them together. Wrap every egg in waxed or tissue paper to keep it from becoming dry. Eat cold, with or without mayonnaise dressing.

Omelets cachés

Wash and wipe six large, smooth tomatoes of uniform size. Cut a piece from the blossom end of each and lay aside. Scoop out the pulp carefully, not to break the walls of the tomato. Set

together in an open pudding-dish and put this into a brisk oven until the tomatoes are smoking-hot, but not until they break and collapse. Have ready the pulp you have extracted, minced and stewed, seasoned with butter, pepper, salt, a little onion juice and sugar. Drain off most of the juice. Beat four eggs light, add four tablespoonfuls of cream, a tablespoonful of butter heated to a roux with one of flour, mix quickly with three tablespoonfuls of the drained tomato, and fill the tomato shells with them. Fit on the tops and set in a shallow pan upon the top grating of a quick oven. Five minutes should cook them. Slip a spatula under each tomato, transfer to a hot platter and serve at once.

Pass thin slices of brown bread with them.

Chicken or turkey timbales

Boil eight eggs very hard and leave them in cold water for two or more hours. Take the shells off, cut in half, and extract the yolks. Chop the whites before running them through a vegetable press. Now mix with them four heaping tablespoonfuls of the breast of chicken or turkey minced as finely as possible; season with half a teaspoonful of onion juice, paprika and celery salt to taste, and mix to a white paste with the whites of three eggs beaten to a standing froth. Have ready enough buttered "nappies" or *pâté* pans to hold the mixture; fill them, set in a pan of hot water and bake twenty minutes in a quick oven.

Turn out upon a hot platter; pour a good white sauce about the base, heap a teaspoonful of the powdered yolks on the top of each and serve.

The yolks are prepared by running through a colander or, better still, a vegetable press.

Scallop of chicken and eggs

Strew fine, dry, buttered crumbs over the bottom of a buttered baking-dish, then put in a layer of cold, cooked chicken cut into small dice. Cook a teaspoonful of chopped onion in a tablespoonful of butter till slightly colored, add a cupful of milk, and when

hot stir in half a cupful of dry bread-crumbs. Add a teaspoonful of chopped parsley and a little salt and paprika. Let it cool until blood-warm, then stir in two well-beaten eggs, and pour the mixture over the meat. Cover with fine crumbs. Place in the oven and bake, covered, half an hour. Serve in the dish in which it is baked.

A savory mince

Use any cold meat you have left over, except beef—poultry, lamb, veal, mutton, will do—and a little ham chopped and mixed with the other meat. Add one-third bread-crumbs soaked in stock or gravy and season well. Stir in a saucepan until very hot. Prepare “cups” of stale bread by cutting round, then with a smaller cutter marking out an inner circle, from which scrape out the bread, leaving bottom and sides whole. Dip these in a raw, sugarless custard made of a cupful of milk and two beaten eggs, and let each absorb all it will hold. Fry in hot cottolene or other fat to a light brown, drain, fill with the mince, which should be quite soft, drop a raw egg upon each, and set in the oven until the egg is “set.”

Larded sweetbreads (roasted)

Blanch the sweetbreads. With a sharp skewer make holes in them and run through these openings narrow strips of salt pork. Let the bits of pork project half an inch on each side. Lay the sweetbreads in a covered roaster, pour about them a pint of cleared and seasoned soup stock, cover closely and cook for an hour, then transfer to a hot dish. Thicken the gravy in the pan, season and pour it about the sweetbreads.

Larded sweetbreads (fried)

Prepare as in the last recipe, but instead of roasting dip in egg, then in crumbs; set on ice for an hour and fry in boiling butter.

Sweetbread pâtés

Make shells of rich puff paste, bake them, and fill, while hot, with a mixture made according to the following recipe:

Cut a pair of blanched sweetbreads into small dice. Cut ten canned mushrooms into quarters and mix them with the sweetbreads. Add eight blanched and chopped almonds and six olives cut into tiny pieces. Heat a cup of cream and thicken it with a teaspoonful of cornstarch rubbed into one of butter. When smooth and thick add the sweetbreads, olives, etc. If too thick now, thin the mixture with a little mushroom liquor. As soon as all the ingredients are heated through remove from the fire and turn into the shells.

Timbales of sweetbreads

Blanch and chop two pairs of sweetbreads until as fine as powder, then rub them very smooth with the back of a silver spoon. Work into this paste a gill of sweet cream and the beaten yolks of two eggs. Season with salt and white pepper, and beat long and hard. Butter small timbale molds or "nappies," and pour the mixture into them. Set the molds in a pan of hot water and bake in a hot oven until "set." Loosen the contents of the nappies with a sharp knife, and turn out the molds upon a hot dish. Pour a white sauce about them.

Sweetbreads en nid

Follow directions for larded sweetbreads, and keep hot. Make a "nest" for them of cold boiled ham shredded into bits hardly larger than coarse straw; cold roast chicken, turkey or veal, and cold boiled spaghetti in four-inch lengths. Arrange upon a hot platter to simulate a nest, pour a little scalding, well-seasoned gravy over them, and set the dish in a hot oven about five minutes. Have ready a large cupful of rich tomato sauce, strained and thickened with a roux of butter and flour, and seasoned with salt, paprika and onion juice. Lay the sweetbreads upon the "straw," and pour the boiling tomato sauce over all.

A baked mince

Mix together two cupfuls of minced cold lamb, chicken or veal, one cupful of chopped ham and one cupful of fine bread-crumbs. Moisten thoroughly with well-seasoned soup stock. Turn into a greased bake-dish and set in the oven until heated through. Break upon the top of the mince as many eggs as will lie side by side on it, sprinkle with salt and pepper, return to the oven and bake until the whites are set and firm. Send to table in a pudding-dish.

Curried beef

Melt three tablespoonfuls of butter in a frying-pan and cook in it for five minutes an onion, sliced. Remove the onion, and stir into the melted butter two tablespoonfuls of browned flour, mixed with a tablespoonful of curry powder. Cook until they bubble, then pour on them a pint of beef stock. Stir until you have a thick, brown sauce. Season with salt and mix with it two cupfuls of cold roast beef cut into dice. Toss and stir until the meat is heated through. Have ready on a platter a hollowed mold of boiled rice, and pour the meat and sauce in the center and about the base of this.

Curried veal

Cut three pounds of lean veal into dice an inch square. Fry a sliced onion in two tablespoonfuls of butter until it begins to color. Strain out the onion; heat the butter to hissing, put in the meat cubes and shake over the coals until heated through and slightly browned. Turn the contents of the frying-pan into a pot, rinsing out the pan with a cupful of boiling water, just enough to cover the meat. Sprinkle over all three table-spoonfuls of finely-minced salt pork and some chopped parsley, cover closely and stew gently for two hours, or until the veal is tender. Drain the meat free from gravy in a colander and keep hot over boiling water. Return the gravy to the fire; add salt if necessary. Have ready in a cup a great spoonful of browned flour, wet to a paste with cold water. When smooth, add a tea-

spoonful of curry, and stir in well before adding both to the hot gravy. As it begins to boil put in the meat; cook gently (covered) ten minutes, and serve.

Always serve boiled rice with curry, the same person helping both. A large spoonful of the rice is put upon the heated plate, and the curry poured over it. Bananas that have been chilled upon the ice are a most grateful accompaniment to curry of any kind. One is given to each person, who peels and slices it with a silver knife.

Curried lamb or mutton

Make in the same way, substituting either of these meats for veal. If you like, stir a little currant jelly into the gravy.

Curried chicken

Joint the chicken as for frying, divide the breast and the back into two pieces, and proceed as with a curry of veal. It is particularly nice and popular with all who have been gently led on to appreciate a savory curry.

A "toss-up" of veal

Make a roux of one tablespoonful of butter and the same of flour; when very hot and bubbling, add a little onion juice, pepper and salt, four tablespoonfuls of hot milk (cream if you have it), with a pinch of soda heated in it; lastly, six tablespoonfuls of rich, strained tomato sauce. Stir in two cupfuls of cold veal, cut into dice, and the moment it begins to boil remove from the fire to a hot dish.

Mince of veal garnished with eggs

Make the mince as directed in foregoing recipe, but somewhat stiffer; season highly, bring to a boil and mold in the middle of a hot platter. Against this hillock of mince lay fried eggs, neatly trimmed, and outside of these curled strips of fried breakfast

bacon. This dish will be much improved by the addition of half a can of mushrooms, minced fine.

Mince of lamb and rice

This is very much like the mince just described, the main difference being that a cupful of cold boiled rice and a green sweet pepper minced fine are added to the meat and tomato sauce. You may also substitute poached eggs for fried, and ham for bacon.

Any of the dishes just mentioned make savory a plain family luncheon, and may be easily prepared at little expense by the housewife who keeps a bright lookout for available "left-overs."

An Italian hotch-potch

Which became a favorite with us under the general name of "Frittura" during the winters we spent in Florence.

I suppose that it was a weekly clearing-house for all manner of leavings from roast and boiled meats, but it was *good!* Calf's and poultry livers; cold mutton, lamb and veal; calf's brains; now and then oysters; small artichokes; sprigs of cauliflower; potatoes; celery—all cooked, cut into small pieces, seasoned, rolled in flour, next in egg, again in flour, and fried; first the meat, then the vegetables, in boiling oil, and drained,—were duly sorted, but served upon one and the same dish—very hot.

Stew of mutton and peas

Cut three pounds of lean mutton into dice. In a pot fry six slices of fat salt pork; when crisp, remove them with a skimmer and lay in the grease the mutton, dredged with flour and half an onion sliced. Cook for five minutes, then cover with cold water and simmer until the meat is very tender. Remove the meat, lay it on a platter, sprinkle with salt and pepper and keep it hot while you thicken the gravy in the pot with a brown roux, and season it to taste with a tablespoonful of tomato catsup, a teaspoonful of kitchen bouquet and salt and pepper to taste. Now

add the contents of a can of peas. These peas should have been drained and exposed to the air for an hour. Bring the stew to a boil, cook for five minutes, return the meat to the pot for a minute, then pour all into the hot platter.

Mince turnovers

Two cupfuls of flour, sifted twice with one rounded teaspoonful of baking-powder and half as much salt. Chop into it two tablespoonfuls of butter, and wet up with a cupful of milk, quickly and lightly. Roll into a sheet less than a quarter-inch thick, and this into squares about six inches across. Put into the middle of each square a large tablespoonful of minced poultry, veal, ham or lamb—or a mixture of these well-seasoned and wet with gravy. Double the paste into a triangle, enfolding the meat; pinch or print the edges to hold them together, and bake.

. They are good hot or cold.

Beef with sauce piquante

Cut slices from yesterday's roast of beef, mutton or veal. Put into a saucepan three tablespoonfuls of butter, a teaspoonful of vinegar, a half-teaspoonful of kitchen bouquet, a tablespoonful of tomato catsup, a teaspoonful of made mustard, and salt and pepper to taste. Stir these ingredients well together and lay the sliced meat into the sauce thus prepared. Turn the meat over and over until heated through, and serve with the sauce poured over it.

Larded beef

With a sharp knife make through a round of beef incisions an inch apart. Into the holes thus made stick long strips of fat salt pork. Rub the meat with a dressing made of equal parts of oil and vinegar, seasoned with salt and pepper. Let the meat lie in this for eight hours. Put the meat into a covered roaster, pour a pint of beef stock around it and roast for four hours. Set away in the gravy with a weight on the top. When cold, slice very thin and serve.

Beef loaf

Mix together three pounds of chopped raw beef, one-quarter of a pound of minced salt pork, one cup of cracker dust, two teaspoonfuls, each, of salt and pepper, and moisten all with two beaten eggs and a teaspoonful of onion juice. Work in two tablespoonfuls of melted butter, and pack in a greased mold. Cover; set in a roasting-pan of boiling water, and cook in a steady oven for two hours. Let the loaf get cold in the mold before turning out.

Veal loaf

Chop two pounds of cold cooked veal very fine, and work into it a teaspoonful, each, of salt, pepper and onion juice, a dozen chopped olives and as many minced mushrooms. Wet with a half-pint of veal or chicken stock. Pack in a greased mold and cook as in the preceding recipe. Have the loaf very cold before turning it out.

Pressed veal

Boil two pounds of lean veal in enough water to cover it. When cold, remove the meat from the liquor, skim the grease from the latter and chop the meat fine. To the chopped veal add a cupful of minced boiled ham and two hard-boiled eggs, chopped. Season the veal liquor with celery salt, pepper, a little tomato catsup and a dash of nutmeg. Make the chopped meat very moist with this liquor and press the mass hard into a buttered mold. Cover and set in the oven for half an hour. Remove from the oven; keep in a cool place for twenty-four hours, and turn from the mold upon a chilled platter.

Jellied tongue

Boil a tongue, and when cold place it in a brick-shaped mold. Into a pint of seasoned and heated beef stock stir a half-box of soaked gelatine, and when this is dissolved pour the stock around the tongue in the mold. When cool, set on the ice until the jelly is very firm. Turn out on a cold platter.

Jellied chicken

Boil a chicken the day before it is to be used. When the liquor is cold skim from it every bit of fat.

Soak a half-cup of gelatine in a cup of cold water for two hours. Remove all skin from the chicken and cut the meat into neat dice. Cut two dozen canned French mushrooms into halves. Stone and halve one dozen large olives.

Bring to a boil and strain a pint of the chicken liquor; stir into it the soaked gelatine, and set aside to cool. As it begins to thicken prepare your chicken loaf in the following manner: In a buttered mold lay a stratum of the chicken, sprinkle with pepper and salt, and a few halved olives and mushrooms, pour upon this the thickening, but still liquid, jelly. Then add more chicken, mushrooms and olives; pour upon them more jelly, and proceed in this manner until the mold is full. Set in a cool place for twenty-four hours before using. Lay a warm cloth for a moment about the mold, then invert it upon a chilled platter. This loaf is delicious served with lettuce and mayonnaise.

Beefsteak and sherry sauce

Broil a porterhouse steak over a clear fire until done. Lay on a hot platter. Make a sauce of a cupful of beef bouillon, thickened with a tablespoonful of brown roux, and when this is smooth add to it a wineglassful of sherry, a tablespoonful of onion juice and a half-cupful of French mushrooms, cut in half. Boil up once and pour over the steak.

Mock roast chicken

Boil and chop fine the giblets from three chickens saved from roast or fricassee. Trim the fat from a good-sized, but not thick, round steak. Make a forcemeat in the following manner:

Mix together the chopped chicken giblets, two hard-boiled eggs, chopped fine, and a half-cupful of fine bread-crumbs. Moisten all with chicken stock. Lay the steak upon the table, cover thickly with the forcemeat and roll it up, as you would a sheet of music, tying it in shape with stout strings. Melt two tablespoonfuls of

butter in a frying-pan and cook the steak in this just long enough to brown it lightly. Remove the meat from the pan and put over the fire in a large pot. Add to the fat in the pan a table-spoonful of browned flour and pour upon it two cups of chicken stock. Stir to a smooth sauce, season to taste and pour over the steak in the pot. Cover closely and simmer for an hour and a half. Transfer the meat to a hot platter, remove the string, and pour the sauce over it.

Stewed rump steak

Trim the fat from the edge of a thick rump steak, and put the steak over the fire in a large pot. Pour over it a cup of cold water, cover closely and set at the side of the range, where it will simmer for three-quarters of an hour after it reaches the boil. Remove the meat from the pot and transfer to a baking-pan; season the gravy and pour it over the top, and cook for fifteen minutes longer, basting three times during the process. Remove the steak to a hot platter and set in the open oven while you add to the gravy a cup of soup stock and thicken it with a little browned flour rubbed to a paste with a spoonful of butter. Season with kitchen bouquet, celery salt and a half-teaspoonful of good sauce. Add a dozen canned mushrooms cut in half. Cook one minute and pour over the steak.

Rump steak and tomatoes

With a sharp carving-knife split a thick rump steak, thus making two thin steaks. Spread the lower half of this with bits of butter, a little minced ham and a cupful of tomatoes. (Use the canned tomatoes, straining off the juice and using it for the sauce.) Lay the upper half of the steak, sandwich-wise, upon the lower, and fasten the two together with small, stout skewers. Lay the meat in a covered roasting-pan, dash a cup of boiling water over it, and cook, allowing twenty minutes to each pound. Transfer to a hot dish, remove the skewers and pour over the steak a savory tomato sauce.

Mutton mince with tomatoes

Make three cups of good tomato sauce thickened with a heaping teaspoonful of flour rubbed into one of butter. Keep hot in a double boiler set at the side of range.

Toast slices of bread, butter, spread on a platter, and put a tablespoonful of tomato sauce on each. Into the remainder of the tomato sauce turn two cupfuls of minced mutton, put the saucepan over the fire, stir until the meat is thoroughly heated, season to taste and pour upon the toast.

Porterhouse steak with oysters

Broil a fine tender steak on both sides and transfer it to a hot dish. Pepper and salt well, then rub into the steak a mixture of butter rubbed to a cream with the juice of half a lemon.

Put one pint of oysters into a saucepan without any of the liquor. Stir until the edges ruffle, add one tablespoonful of butter creamed with an equal amount of flour and cooked to a roux. Pour over the hot steak and serve at once.

Savory stew of beef

Cut two pounds of raw lean beef into very small strips, almost like straws, with a keen blade. Put into a saucepan; cover with cold weak stock, or, if you have none, with cold water, and cook slowly two hours. Put into another saucepan a cupful of rich brown stock, one small onion chopped fine, a little grated nutmeg, cayenne pepper and the juice of half a lemon; boil these ingredients a few minutes and mix with the beef, adding a little browned flour if necessary. Dish upon a hot platter, lay triangles of fried toast about the base, and serve.

Boullades of beef

Cut two pounds of lean steak into pieces about five inches long and half as wide, and less than half an inch thick. Make a forcemeat of cooked sausage, chopped fine, and mixed with one-fourth

as much fine, buttered and seasoned bread-crumbs. Place two tablespoonfuls of this mixture on each piece of meat, roll them into the shape of a small cylinder, and sew both ends with fine thread. Let them brown in butter in a frying-pan, then put them into a saucepan with the juice of a lemon, two cupfuls of brown stock, a carrot and an onion, sliced, and salt and pepper to taste. Cover closely, and cook for two hours. Transfer to a hot platter, clip and draw out the thread; thicken the gravy left in the saucepan with browned flour, add a little Worcestershire sauce and a glass of sherry; boil up once and pour over the roulades.

How to use up the cold tongue

Cut cold boiled beef-tongue into dice. Make a roux in a saucepan with two tablespoonfuls of butter and the same amount of flour, salt, pepper, and the juice of half a lemon. Add a cupful of strained tomato. Simmer slowly for ten minutes. Strain, return to the saucepan, lay in the tongue and let it stand where it will keep hot without boiling for five minutes. Serve in a hot platter.

This is still better if made of fresh beef's tongue.

Galantine

Cut a strip of lean veal from the loin or the breast, about six inches wide and twice as long. - Prepare a forcemeat of cooked ham, chopped mushrooms, any scraps of poultry you may have, the yolks of two hard-boiled eggs, one-third as much crumbs as you have meat, season with paprika and grated onion.

Lay this forcemeat in the center of the veal, roll up carefully, wrap in cheese-cloth and sew up closely. Lay it in a plate in a kettle, cover with cold water, add one-half teaspoonful of salt, one bay leaf and a sprig of thyme, cover and boil for fifteen minutes. Then put it at one side of the fire where it can only simmer for two hours. When done set aside, with a plate upon it and a heavy weight upon the plate, until next day. Clip the threads, unwrap the meat and serve, garnished with cress and nasturtiums. Cut perpendicularly.

Chipped smoked beef

Shred the beef into thin straws. Make a white sauce, lay in the beef and simmer for five minutes. Then stir in a beaten egg, a little onion juice and pepper. Stir until the egg is set, and serve upon toast.

Brains on toast

Scald and blanch the brains, beat smooth, add three eggs and beat hard. Have ready a tablespoonful of butter in a frying-pan hissing hot; turn in the mixture and stir steadily for three minutes. Serve upon rounds of toast.

Baked calf's liver (larded)

Lard with strips of fat salt pork, inserted perpendicularly. The lardoons should project on both sides. Cover the bottom of a saucepan with minced pork, place the liver on it; add a carrot, two small onions, a half-dozen stalks of celery, all chopped fine; the juice of a lemon and a quart of strong stock; cover the saucepan and bake slowly for two hours and a half, basting often with the liquor in the pan. When done remove the liver, and put into the oven for a few minutes to brown; make a rich gravy of the remainder of the gravy in the pan; put the liver in the center of the dish, strain the sauce and pour over it.

Mock pâté de foie gras

When poultry is in full season and the weather is cold, save the giblets from half a dozen fowls, boiling them, salting slightly to keep them and setting them in a cold place. When you have enough, chop them, rejecting tough portions, and run through a vegetable press. Work to a smooth paste with melted butter, season with paprika, salt, and a dash of onion juice. Pack down in small jars, pour melted butter over the top, and keep in a cool, dry place. If you will boil a few mushrooms in salted water, strain, cut them into coarse dice and intersperse throughout the

paste, you will have a veritable imitation of the famous Strasburg *pâtés*.

You may substitute calf's, lamb's or pig's liver for those of fowls if you can not get the latter.

Savory ham

Fry slices of boiled ham on both sides. Transfer to a hot dish. Cook together in a frying-pan four tablespoonfuls of vinegar, a teaspoonful of granulated sugar, a teaspoonful of French mustard, and a dash of paprika. Stir until very hot, and pour over the fried ham.

Cottage pie

(Contributed)

Chop cold meat very fine. To each cupful add one saltspoonful of salt and one-and-a-half saltspoonfuls of pepper, a pinch of summer savory and one-half cupful of stock. Put into a baking dish and cover with a crust of mashed potatoes. Brush over the top with milk and bake in an oven to a golden brown.

Breaded tongue with tomato sauce

(Contributed)

Take six slices of cooked tongue, one-half can of tomatoes, one slice of onion, three tablespoonfuls of butter and a bit of bay leaf, three tablespoonfuls of flour, one-third cupful of bread-crumbs and one egg. Cut the tongue in slices about one-half inch thick. Dip into the crumbs, then in the egg and then in the crumbs again, and sauté in butter. Place on a dish and pour around it a sauce made by cooking together the tomatoes, onion and bay leaf fifteen minutes. Season with salt and pepper.

Steamed beef

(Contributed)

Select a piece of lean beef, wipe well with a cloth wrung out of cold water; remove all pieces of fat and gash with a sharp knife.

Put the meat into a stone crock, sprinkle with salt and pepper and put in a few cloves. Cover with a tight lid. Cook in an oven slowly for several hours allowing no steam to escape. When done the meat will be very tender.

Irish stew

Take a pound of meat from the neck of beef or mutton and cut into neat pieces. Stew gently, and about an hour before it is done season and add two onions cut into dice and two carrots also cut into dice. About half an hour before the meat is done add two potatoes and three stalks of celery cut into dice. Serve on a platter, putting the vegetables around the meat.

Veal loaf (raw meat)

Put three pounds of raw veal and one-fourth pound of salt pork through the meat chopper; add to this one teacupful of fine bread crumbs, one tablespoonful of butter, three beaten eggs to which four tablespoonfuls of cream have been added, one teaspoonful of pepper, three teaspoonfuls of salt and two teaspoonfuls of powdered sage. Mix well together and form into a loaf. Bake in a mold two and a half hours, basting with butter and water.

Peppers stuffed with giblets

Extract the seeds from large sweet green peppers, and cut the latter into halves. Pour boiling water over them to mellow their pungency. Leave them in this until they are cold and set them on ice to get firm. When ready to cook them fill each half with minced giblets seasoned and moistened with gravy. Put the halves together, fasten in place with skewers or toothpicks, set in a bake-dish; pour in enough stock to prevent scorching and bake, covered, twenty minutes.

FAMILIAR TALK

LIVING TO LEARN

WHEN one is too old to learn anything, his day of life is virtually over, so far as usefulness to his kind goes. The ten or twenty years left to him upon earth are a blunder on the part of some one, and we know that the Creator and Father of us all makes no mistakes. In the eloquent (and pessimistic) description of old age from the pen of the royal preacher-poet, we read that the aged shall be afraid of that which is high. The shrinking from new emprises, characteristic of the days when the almond-tree shall blossom and the knees that upbear (or keep) the house, shall tremble, is excusable when physical infirmity has enfeebled nervous forces and digestion. There is no excuse except this for the cessation of mind-growth.

This may sound didactic. It is written with a purpose. Given a sane mind in a sane body, and learning should go on indefinitely. The man or woman of mature years leaves off lessons because he chooses to get out of the habit of study. The prejudice against old cooks—said by one authority to be either drunk or crazy as a class—is founded upon this disinclination to learn novel methods. She who honestly aspires after excellence never thinks that she has reached it. When, in saying, “that is not MY WAY,” a cook believes that she has put an end, not only to controversy, but to any suspicion that the world may have moved an inch or two since she learned her trade—she registers herself among the incurables.

The mistress who yields to the earliest manifestations of an inclination to draw the dead line in housewifely progress is weakly indulgent or blindly foolish. In one wealthy family, not a hundred miles from a great city, “a valued old servant” played

the tyrant for over a score of years. Little by little, the employers, mindful of her long term of faithful service, admitted her pleas that this or that new-fangled way was opposed to her habits and inclination, until family bills of fare were monotonous to boredom, the style of serving that of a preceding generation. At last Elizabeth died and was buried at the master's expense.

"It's dreadful, I suppose," piped the youngling of the long-suffering band on the way home from the funeral. "But it ought to be some comfort that we won't be obliged to have rice pudding three times a week any more."

Faithful Elizabeth had her epitaph.

Nothing is more solemnly and sadly sure in this rushing age than that he who does not keep up with it will be thrown down and trampled out of sight. It is a trifle, apparently, when a woman taboos oil in salad dressing because she "has never been used to putting it in," when she thinks mint sauce a "trashy" accompaniment to roast lamb, and "won't hear of hot sauce with cold pudding," or whipped cream as an accompaniment to ice-cold raw tomatoes. When the vegetable dishes must all be set on the table with the meat, "as she has always had them," and lettuce be cut up and dressed in the kitchen at the cook's convenience, instead of being served, crisp and cool, from the deft fingers of some member of the family who is "up in salads."

Each protest is a symptom of decadence which is wilful, not inevitable. She has stopped learning because she *has* "stopped." In time, mental muscles become stiff, but disuse is the cause of the change.

"I account that day lost in which I have learned no new thing," said an aged sage.

Our housewife may lay the saying to heart. If there be a better way than hers of doing anything—from making pickles to giving a wedding supper—she should be on the alert to possess herself of it. It is not true that it is easier for young people to keep themselves and their houses abreast of the times than it is for their elders. The first step that counts in the downward road is the tendency not to take any step at all. To stand still is to be left.

Many who believe that they cultivate the seeing eye, the hearing ear, and the willing, receptive mind, live and die without learning the great truth that the mighty thing we call Life is made up of minute matters. They see and admire the coral reef that heaves a back a mile long out of the surf, and give never a thought to the coral builders.

A man who thinks much and observes much, once told me that one essential difference between a man's work and a woman's is that he grasps general principles while she gives her attention to details.

A man, according to this authority, is an impressionist painter, handling his brush boldly, dashing in broad effects of light and shadow, while a woman finishes each object carefully, sometimes, after the manner of the Dutch school of painting, showing the very hairs upon the brawny peasant's arm.

(I may be excused for saying, in passing, that, being a woman, I founded upon his general principle the particular moral that one sex supplements the other, and that the Creator meant the work of the world to be done by them in concert.)

He had turned from his desk to talk with me and, while talking, looked ruefully at an inky forefinger.

"I should keep some pumice stone, or acetic acid, or acetate of soda, or ammonia, here to remove ink-stains," he said. "I always spill ink in filling my fountain pen."

A box of matches was in a pigeonhole; a wet sponge, used for stamping and sealing letters, was close to the disfigured hand. I bade him wet the match and rub it upon the stain until it disappeared—the work of a minute. The sulphur in the ever-convenient match acted upon the black spots without blackening the skin, whereas any one of the four deteratives he had mentioned would have left a hard, disagreeable sensation upon the cuticle. He was all right as to the principles. The one dribble of practical wisdom was for the moment worth them all.

A bright young woman whom I am glad to know, has written a little book entitled, "FIRST AID TO THE YOUNG HOUSEKEEPER." It includes scores of things which everybody ought to know, and which everybody else, especially the writer of household manuals,

takes it for granted that the housewife *does* know. It is intelligent attention to this very matter of detail that constitutes the "finish" of work of whatever kind. One of the "Sunday books" of my childhood was a series called "THE WEEK," a story of English cottage life. I can recall many sentences and the whole story in substance. One remark was to this effect: "Mary was a good housekeeper; Nanny an indifferent. Nanny's hearth was free of ashes and cinders, but dusty in the corners. Mary's was not only swept, but pipe-clayed. Mary's kettle was bright and black; Nanny's clean, but brown and dull."

That is, Nanny had mastered general principles; Mary looked to details.

I read last week in a woman's corner of a daily paper a letter from a grateful housewife whose hall carpet had been deluged by the kerosene from a broken lamp. By the advice of a visitor she promptly covered the great spot with dry oatmeal. When this was swept off in the morning not a trace of the oil remained.

"My husband explains this by saying that the oatmeal is at once an alkali and an absorbent," she writes. "I pass the useful knowledge on."

A careless servant knocked a lamp from the table in the bedroom of my summer cottage and the matting got a full quart of the best kerosene. I had the floating oil wiped up with a clean, soft cloth, opened the windows, shut the door, and let no one enter the room for twelve hours. Not a trace of grease remained at the end of that time. The volatile oil had effaced itself. The alkaline absorbent was not needed.

"We are all fond of cauliflower; my husband and sons like young onions in the season," said the mistress of a big house. "We can not have either of these vegetables cooked on account of the odor. It fills the house from cellar to attic."

A housewife who lives in a tiny city flat has both of these dishes whenever she likes. The vegetables are put over the fire in cold water; a little salt is thrown in, and the pot is left uncovered. If these rules be strictly obeyed, the rising odor during cooking will be scarcely perceptible.

A physician, driving with his wife through a lonely country

neighborhood, heard screams issuing from the open door of a cottage and went in to see if he could be of use. A child had upset a kettle of boiling water upon its legs and feet and was in agony from the scald.

"Have you linseed oil and lime water in the house?" asked the doctor.

Before the distracted mother could say that there was neither, the doctor's wife said, "Do you burn wood in any room?"

There was a wood-stove in the parlor. There is always lard in the country pantry. In three minutes an ointment of lard and soot from the stovepipe was beaten up and spread upon old linen; in five minutes the scalds were covered with it. The relief was speedy; the cure complete in a day or two.

The wise housewife gleans a great store of precious driblets against the hour and minute of need. Such study of details is like sweeping up gold filings. The separate particles are nominally valueless, compared with the mastery of great principles. When massed and assorted, they go far toward making life easy.

A suggestive German fable is of a trooper who saw a loose horseshoe on the ground as he was going into battle, got down, picked it up and hung it about his neck by a string. In the first charge a bullet struck the horseshoe and glanced aside harmlessly.

"Ha!" said the trooper. "Even a little armor is a good thing, if rightly placed."

The horseshoe was "a detail."



GENERAL DIRECTIONS

(Which the housewife is particularly requested to read)

Two things are essential to the excellence of croquettes. The mixture composing them must not be too stiff. The fat in which they are cooked must be boiling when they go in, and deep enough to float them. If these conditions are neglected, you will have a pasty, sticky compound, soaked with grease and misshapen, perhaps scorched on the under side. The hot fat should form a crust instantly which prevents the fat from touching the interior of the croquette.

Always make out croquettes at least a couple of hours before they are to be cooked; roll in egg, then in fine crumbs, or in cracker-dust; arrange upon a floured dish, not touching one another, and leave upon ice, or in a very cold place to stiffen.

Oyster croquettes

Cook twenty-five oysters in their liquor until they just begin to ruffle, remove from the fire, drain (reserving half a cupful of the liquor), and chop fine. Stir together over the fire two tablespoonfuls of flour and two of butter and pour on them a half-cupful of cream with a pinch of soda in it, and the half-cupful of oyster liquor. When beaten to a smooth sauce add slowly the beaten yolk of two eggs, then the chopped oysters, salt and pepper and a pinch of grated nutmeg. Remove at once from the fire and set aside to cool. When very cold form into croquettes.

Lobster croquettes

(Contributed)

Two cupfuls of minced lobster seasoned well with paprika, salt and a little mace. One-fourth the quantity of bread-crumbs, *i. e.* about half a cupful. Four tablespoonfuls of cream, heated (with a pinch of soda), and thickened with a teaspoonful of butter rolled in flour. Make a thick paste of the mixture; let it get stiff and cold; make into croquettes, roll in egg and cracker-crumbs; set on the ice for an hour; roll again in cracker-dust and fry in deep, hot cottolene or other fat, which has been heated slowly. Drain, garnish with lemon and parsley and serve.

Chicken croquettes

Cook together in a saucepan a tablespoonful of flour and one of butter until they are blended. Pour upon this white roux a cupful of rich milk, and when you have a smooth white sauce stir in a cupful and a half of minced boiled or roast chicken. Season to taste with celery salt, white pepper and a dash of nutmeg. Cook until well heated, then add the yolks of two eggs and cook for just two minutes before removing from the fire. Set aside until cold and stiff; mold into croquettes, roll in cracker-dust, in beaten egg and yet again in cracker-dust, and set on the ice for two hours before frying.

Turkey croquettes

Make in the same way, but mince more finely, as the meat is firmer and harder.

Veal croquettes

Make a forcemeat of two cupfuls of minced veal, two tablespoonfuls of bread-crumbs, one scant teaspoonful of salt, one-quarter teaspoonful of paprika, one-eighth teaspoonful of mace, one teaspoonful of onion juice, a tablespoonful of butter and the yolks of two raw eggs. Stir in a saucepan over the fire until the mixture is heated through, and set aside to cool. When cool, make

up into croquettes, dip in beaten egg, roll in egg and fine crumbs and fry. Serve with tomato sauce.

Veal and spaghetti croquettes

Mix together a cupful, each, of cold cooked veal and of cold boiled spaghetti, both minced fine. Season with salt, paprika and onion juice. Stir into a cupful of drawn butter, well thickened; cook together in a saucepan until smoking hot, when add the yolk of a raw egg and a tablespoonful of Parmesan cheese (powdered). Form into croquettes, dip into beaten egg, roll in bread-crumbs and fry in smoking hot cottolene or other fat, or dripping until brown. Serve with tomato sauce.

Chicken and macaroni croquettes

Make as directed in the foregoing recipe, omitting the cheese. A nice sauce for either of these dishes is stewed and strained tomatoes, thickened with a tablespoonful of butter rolled in flour and cooked one minute before a large tablespoonful of grated Parmesan cheese is stirred in.

Rice croquettes

Beat an egg light and stir it into a cupful of boiled rice; add a teaspoonful, each, of sugar and melted butter, salt to taste, add enough cream to form the mixture into croquettes of the right consistency. Dip each croquette into beaten egg, then in cracker-dust and set all for two hours in a cold place before frying in boiling cottolene, or other fat, to a golden brown.

Croquettes of brains

Calf's, or lamb's or pig's brains may be used for this dish.

Wash the brains in cold water, put them over the fire in boiling water, cook for two minutes, drain and lay in ice-cold water until cold and stiff.

Beat them into a paste. Have ready some thick drawn butter

and beat into the brains until the paste is smooth and stiff enough to handle; add, then, flour to stiffen it yet more; season with pepper, salt and a little very finely minced parsley; flour your hands, make the paste into croquettes; roll in egg and cracker-crumbs; set on the ice for two hours—or more—and fry in deep boiling cottolene or other fat. Drain and serve.

Veal and ham croquettes

Mince enough cold veal to make a cupful when chopped; mix with it half as much cold boiled ham and one-fourth as much fine crumbs. Rub the yolk of a hard-boiled egg through a colander or vegetable press, and add to the mixture. Season with pepper and onion juice and moisten with thickened gravy or with drawn butter. Lastly, whip in a raw egg to bind the mixture and make into croquettes. Roll in egg and in crumbs, set aside to form and stiffen, and fry.

Potato croquettes

Work to a paste two cupfuls of mashed potatoes and a tablespoonful of melted butter. Season with salt and pepper and beat light with a raw egg. Form into balls or croquettes; roll in egg and then in cracker-dust; let them stand on ice until stiff and fry in deep, boiling cottolene or other fat. Drain off every drop of fat and serve hot.

Hominy croquettes

Make precisely as you would potato croquettes, beating hard until the mixture is entirely free from lumps, hominy being more adhesive and cohesive than potato.

Fish and potato croquettes

One cupful of cold cooked fish picked to pieces with a fork, and one-third the quantity of mashed potato worked to a stiff cream with a little drawn butter and seasoned with pepper, salt and a dash of Worcestershire sauce. Make into croquettes; roll in

egg, then in cracker-crumbs; let them get cold and firm and fry in deep, hot cottolene or other fat.

Beef croquettes

Two cups of minced cold roast beef or steak—(never corned beef). One-quarter as much mashed potato. Season well with pepper, salt and onion juice, with a little very finely minced parsley. Enough gravy to moisten the mixture and a raw egg to bind it.

Work together well, mold into cones, cover with egg and cracker-dust; let them get chilled for two hours and fry in deep, boiling cottolene or other fat, or dripping.

Potato and nut croquettes

Blanch the kernels of two dozen English walnuts, or twice that number of pecans, by pouring scalding water over them and leaving them in it until the skins crack and curl. Strip them bare, spread on a dish, sprinkle lightly with celery salt and paprika, and let them get perfectly cold. When crisp, pound in a mortar, or chop and crush fine. Mix with them two cupfuls of mashed potatoes, into which you have worked a little cream, butter and salt while hot. Beat into the mixture the raw yolk of an egg. Mold into croquettes; set aside until stiff; roll in egg and then in cracker-crumbs, and fry. Dry in a hot colander and serve at once.

Celery croquettes

Cook together a tablespoonful of flour and one of butter, and when they bubble pour upon them a cupful of milk. When this is thick and free from lumps pour it gradually upon the beaten yolks of two eggs. Now add a cupful of celery cut (not chopped) into tiny bits, season with celery salt and white pepper and turn out to cool. When cold form with floured hands into small croquettes, roll these in cracker-dust, then in beaten egg, again in cracker-dust and set aside for an hour before frying in deep, boiling cottolene or other fat, always brought gradually to the boil.

Oyster-plant croquettes

(Contributed)

Boil, mash and season the oyster-plant, mold into shapes, sprinkle with bread-crumbs, dip in egg and again in crumbs and fry in hot fat.

Sweetbread croquettes

(Contributed)

Take four sweetbreads, removing pipes and membranes soak for an hour in cold salted water. Plunge into boiling salted water to which has been added a tablespoonful of vinegar; cook twenty minutes. Drop again into cold water to harden. Chop them very fine and season with salt and pepper and a teaspoonful of grated onion. Add the beaten yolks of three eggs, a tablespoonful of butter, one-half cupful of cream and enough fine bread-crumbs to make soft enough to roll into balls. Dip in egg and then in bread-crumbs and fry in hot fat to a nice brown. Take up and drain on brown paper. Serve hot with sliced lemon.

Mushroom croquettes

Mince fresh mushrooms fine with a keen blade; season with pepper and salt; add a tablespoonful of fine crumbs to each cupful of the chopped mushrooms; work in a little melted butter and the beaten yolk of an egg. When the mixture is cold form into croquettes and set on the ice until you are ready to cook them. Roll in egg and cracker crumbs and fry in deep fat.

WITH THE CASSEROLE

THE French name "casserole" has a certain amount of terror for the American housewife. The foreign word startles her and awakens visions of cooking as done by a Parisian *chef*, or by one who has made the culinary art his profession. She, a plain, everyday housekeeper, would not dare aspire to the use of a casserole.

And yet the casserole itself is no more appalling than a saucepan. It is simply a covered dish, made of fireproof pottery, which will stand the heat of the oven or the top of the range. And the dainty cooked in this dish is "casserole" of chicken, rice, etc., as the case may be. Like many another object of dread this, when once known, is converted into a friend.

Casserole of chicken

Clean and joint a tender spring chicken. Put into a frying-pan three tablespoonfuls of butter and fry in this a small onion and a carrot, both cut into tiny dice. When these vegetables are lightly browned, turn into the casserole, add to them two cupfuls of clear soup stock, in which three bay leaves and a little thyme have been boiled and then removed. In this consommé lay the jointed chicken, put the closely-fitting cover on the casserole and set it in a steady oven. It should cook for an hour. At the end of this time stir into the chicken a dessertspoonful of tomato catsup. Recover and cook for half an hour longer. Then add two dozen small French mushrooms which have been previously stewed for ten minutes, lastly, a glass of sherry. Season the whole to taste with pepper and salt and leave uncovered in the oven long enough for the chicken to brown. Fresh mushrooms are, of course, better than canned when you can get them.

Casserole of rice and liver

Boil a cupful of rice in a quart of water until reduced to a soft paste. Mash this rice paste smooth with two tablespoonfuls of butter and salt and pepper to taste. Line a well-greased casserole with the mixture, pressing the paste firmly against bottom and sides, and leaving a large hollow in the center. Set in a cold place until stiff and firm. Meanwhile boil a pound of lamb's liver, drain and chop fine. Heat in a saucepan two cupfuls of soup stock, season with a teaspoonful of kitchen bouquet, thicken with browned flour and stir into this sauce the minced liver. Fill the hollow in the center of the rice with the liver mixture, sprinkle with bread-crumbs and set in the oven to brown.

Casserole of potato and cheese

Boil a sufficient number of potatoes to make three cupfuls when mashed. Return the mashed potatoes to a saucepan and stir over the fire, as you add slowly the beaten yolks of three eggs. When the smoking mass is hot and stiff, turn it into a greased casserole and press firmly against the sides, leaving a hollow in the middle about the size of a kitchen teacup. Brush the top and sides of the potato with the white of an egg and set in the oven until glazed and firm. Meanwhile, heat in a frying-pan or chafing-dish six tablespoonfuls of grated Parmesan cheese in a gill of milk and when hot add to it the yolk of an egg, a pinch of salt and a dash of paprika. When this cheese-sauce is thick and hot, remove the casserole from the oven, fill the hollow in the middle of the potato with the cheese mixture, sprinkle cracker-crumbs over the top of the potato and cheese and return to the oven to brown. Serve in the casserole and at once.

Casserole of lamb or mutton chops

Trim the chops neatly, removing every bit of fat and skin. In the bottom of the casserole put a layer of pared and shredded tomatoes; sprinkle with salt, pepper, a little sugar and a teaspoonful

of onion juice. Lay three or four chops upon the tomatoes; season them with salt and pepper; arrange about them small pellets of parboiled potato, cut with a gouge, after the manner of Parisian potatoes,—also a dozen or so champignons (canned mushrooms). Now, more tomato, seasoned as before, then more chops, potatoes and mushrooms, until all are used up in this order. The upper layer should be tomatoes. Pour in a generous cupful of stock—bouillon, consommé, mutton broth, or whatever you have; cover and cook steadily for two hours if the casserole be large.

When the meat is tender to the trial-fork, pour off the gravy carefully into a saucepan, thicken with browned flour; add the juice of half a lemon, a teaspoonful of kitchen bouquet and a glass of brown sherry. Pour back over the contents of the casserole, set in the oven for three minutes, covered, and serve in the dish.

An elegant dish can be made of unpromising chops by following these directions.

Mock casseroles of chicken

Select large, smooth, tart apples of good flavor and of uniform size. Remove core with corer. Mince cold chicken fine, season with salt, a dash of cayenne, pinch of powdered thyme, one-half cupful of bread-crumbs, moistened with three or four teaspoonfuls of sweet cream. Fill each apple and bake in oven. Serve hot or cold with mayonnaise as a salad.

Creamed chicken

Carve enough meat from a cold roast chicken to make a pint when cut into small dice. Cook together in a saucepan a table-spoonful, each, of butter and flour; when they are blended pour upon them a cup of white stock, and when this is thick, a cup of milk. Stir to a smooth sauce and add the minced chicken. Season to taste; cook until the meat is very hot and serve.

Creamed chicken and macaroni

Cut cold boiled or roast chicken into small dice of uniform size, and into half-inch lengths half the quantity of cold, cooked macaroni. Make a good white sauce, season highly with paprika, salt and a suspicion of onion juice. Beat two eggs light and stir into them four tablespoonfuls of cream, heated, with a pinch of soda. Mix well with the chicken and spaghetti; put over the fire in a frying-pan, or broad saucepan, and stir and toss until smoking hot. Serve in a deep dish.

Scallops of turkey or chicken

Chop the meat fine and to two cupfuls add a tablespoonful of butter, two tablespoonfuls of bread-crumbs, half a cupful of boiling water, salt and pepper to taste. Put these all into a saucepan and stir while heating. Lastly, put in two raw eggs, beaten light, and take from the fire. Fill baking cups two-thirds full of the mixture, set in a pan of boiling water and bake about twenty-five minutes. Turn out carefully into a heated dish and pour white sauce around them.

Philadelphia scrapple

(Contributed)

Take a cleaned pig's head and boil until the flesh slips easily from the bones. Remove all the bones and chop fine. Set the liquor in which the meat was boiled aside until cold, take the cake of fat from the surface and return the liquor to the fire. When it boils, put in the chopped meat and season well with pepper and salt. Let it boil again and thicken with corn-meal as you would in making ordinary corn-meal mush, by letting it slip slowly through the fingers to prevent lumps.

Cook an hour, stirring constantly at first, afterward putting back on the range in a position to boil gently. When done, pour into a long, spare pan, not too deep, and mold. In cold weather this can be kept several weeks. Slice and sauté in butter or dripping.

CHEESE DISHES FOR LUNCHEON

A fondu of cheese

Grate cheese and crush broken and dried bread and crusts into fine crumbs. There should be two cupfuls of these to one of cheese. Wet the crumbs with two cupfuls of milk in which has been dissolved a bit of soda no larger than a Lima bean. Beat two eggs light, whites and yolks apart; whip the yolks into the soaked crumbs with a tablespoonful of melted butter. Season with salt and a dust of cayenne, add the frothed whites, deftly and rapidly; bake in a greased pudding dish in a brisk oven, keeping the dish covered until the fondu has puffed high and is crusty on top. Then brown lightly and serve at once, as it soon falls. Pass crackers and pickles with it.

Rice and cheese pudding

Boil a cupful of rice tender; drain dry in a hot colander; set at the side of the range for ten minutes. Mix, then, with two beaten eggs, a tablespoonful of butter, pepper and salt to taste. Line a well-greased dish with this paste, leaving a hollow in the middle. The walls of rice should be about an inch thick. Set in the hot oven for five minutes. Have ready a cupful of hot milk; stir into it a tablespoonful of butter rolled in flour, half a cupful of grated cheese, a generous pinch of paprika, with salt to taste, and a pinch of baking-soda. Lastly, and quickly, add a beaten egg. Pour this mixture into the hollowed rice, sift fine crumbs over it, and set covered in the oven. At the end of ten minutes uncover and brown slightly. Serve at once, as it falls into heaviness with standing.

Cheese rice

Boil a cupful of rice in two quarts of water. When tender, turn into a colander, drain, shake hard and stand at the side of the range ten minutes to dry. Now stir into the rice, first, a tablespoonful of melted butter, then four tablespoonfuls of Parmesan cheese and a dash of cayenne pepper. Serve very hot.

Tomatoes and cheese

Cut the stem-end from large tomatoes, and with a small spoon scoop out the insides. To two tablespoonfuls of the tomato pulp add a teaspoonful of bread-crumbs and the same quantity of cheese crumbled into bits. Season to taste and return this mixture to the tomatoes. Replace the stem-ends and bake the tomatoes for twenty minutes in a roasting-pan. Transfer to a hot platter and serve.

Cheese straws

To a half pint of prepared flour add two ounces of grated Parmesan cheese, moisten with the yolk of an egg and enough milk to make a paste that can be rolled out. Roll into a thin sheet and cut into narrow "straws." Bake to a delicate brown. While they are hot sift grated cheese over them.

Cheese puffs

In a saucepan of boiling water melt two tablespoonfuls of butter. When the water and butter are boiling, stir into them four tablespoonfuls of flour, wet with a little cold water, and four tablespoonfuls of grated cheese. Cook for three minutes, stirring all the time. Remove from the fire, and when the mixture is cold add two eggs and beat hard for fifteen minutes. Line a baking-pan with greased paper and drop the mixture upon it, a spoonful at a time, leaving ample space between each puff for the swelling caused by baking. When puffed up and brown they are done and must be eaten at once.

Cheese fritters

Make small sandwiches of buttered white bread (from which the crust has been removed) sliced thin and thin slices of cheese. Press each sandwich firmly, that the two pieces of bread may not separate in the cooking, and drop into boiling fat. Fry to a golden brown and remove to a colander lined with tissue paper.

Egg and cheese timbales

Beat six eggs very light and add to them a gill of warm milk, in which a pinch of soda has been dissolved, five tablespoonfuls of grated cheese and a pinch, each, of paprika and salt. Butter small timbale molds, or pâté pans, fill with the egg mixture and set in a baking-pan of boiling water until the egg is set. Turn out carefully on a hot platter and pour hot tomato sauce about them. Serve at once, as they soon fall. A nice luncheon *entrée*.

Cheese soufflé

Cook together in a saucepan two tablespoonfuls, each, of butter and flour, and when they are blended, pour upon them a half pint of milk. Stir to a smooth white sauce and stir into this eight tablespoonfuls of grated cheese, a saltspoonful of salt, a pinch of baking-soda and a dash of paprika. Have ready beaten four eggs, white and yolks separate. Remove the cheese mixture from the fire and gradually beat into it the yolks of the eggs; last of all, fold in lightly the stiffened whites. Turn the mixture into a greased pudding-dish and bake in a steady oven to a golden brown. Serve immediately.

Cheese ramakins

Cut slices of bread very thick, pare off the crusts and press a round cake-cutter half-way through the middle of each slice. Take out the crumb enclosed in this circle. Butter the bread and set in the oven until dry and crisp. Now fill the hollow in each slice with a mixture made of a tablespoonful of butter, four table-

spoonfuls of grated cheese, a tablespoonful of cream and a little salt and pepper. Set for five minutes in a hot oven.

Cheese biscuits

Cook together in a small saucepan three tablespoonfuls of butter and four of flour. When these are blended pour upon them a half pint of boiling water and stir until thick and smooth; add four tablespoonfuls of grated cheese, a dash of celery salt and of cayenne pepper. Cook, stirring constantly, until very thick; remove from the fire and add, slowly, two beaten eggs. Beat for ten minutes and drop by the spoonful upon a greased baking-pan. Drop these cakes so far apart that they will not touch each other. Lay a sheet of brown paper over the top of the pan and set in a hot oven for ten or fifteen minutes. When the biscuits are puffed up and seem nearly done, remove the paper and brown them. Slip a thin-bladed knife carefully under the biscuits to loosen them from the pan and serve at once, as they soon fall.

Cheese crackers

On buttered crackers lay slices of American cheese cut thin; arrange in a baking-pan and set in the oven until the cheese is melted. Serve hot. A little cayenne sprinkled upon the crackers is liked by many.

Cheese fingers

Cut puff-paste into strips as long and as wide as your middle finger, sprinkle with a layer of cheese (grated), press upon this another strip of pastry, sprinkle with more cheese and bake in a quick oven.

Cream cheese

To every quart of rich milk you use allow a pinch of salt and a teaspoonful of rennet, taking care to buy that which is not flavored in any way. When it is solid, turn into a bag and let it drip. When it is well drained so that all the whey is taken from the curd—it may take more than a day for this, and in that case you

must change the bag at the end of the first twelve hours—take it out, chop the curd fine, put it into a cheese box and press two hours. Wrap in two or three folds of tissue paper or in tinfoil, to exclude the air.

Deviled crackers and cheese

Butter thin crackers—water, butter, cream or saltine—dip each lightly into hot milk and lay in a buttered bake-dish. Sprinkle the layers with salt and paprika and every other layer with a spatter of French mustard. Cover each layer with dry, grated cheese. The topmost layer should be soaked crackers dotted with butter. Finally, pour in a cup of milk, heated, with a pinch of soda. Cover closely for the first half-hour of baking, then brown delicately.

Creamed cheese golden buck

This is a good way of using cream cheese which has become a little dry after the tinfoil has been removed.

Rub three tablespoonfuls of cream cheese to a paste with a teaspoonful of butter; salt and pepper it and work in a tablespoonful or two of cream, enough to make it quite soft. Set in a pan of boiling water over the fire and stir until hot, when add a beaten egg, cook one minute and spread upon buttered crackers.

Nonpareil Welsh rarebit

Half a pound of soft grated cheese; one gill of ale; two eggs; one tablespoonful of butter; one teaspoonful of lemon juice and the same of Worcestershire sauce and half a spoonful of celery salt. A pinch of cayenne and one of mustard.

Put a broad saucepan over the fire and melt the butter. When it hisses stir in the cheese, then, still stirring, the dry seasoning. Have ready the eggs beaten separately and very light, before you stir them together in a bowl with a few swift strokes. Add three spoonfuls of the hot mixture to these, rapidly, then pour the eggs (now warmed by the hot cheese) into the saucepan, never letting the spoon rest. In one minute more add the sauce and lemon juice and put upon rounds of hot, buttered toast.

Macaroni in cheese shell

Break macaroni into two-inch lengths and boil until tender in plenty of salted water; then drain and blanch by pouring cold water over it. After it has been blanched cut into pieces not over a half inch long. Have ready a cheese-shell, one from which the cheese has been thoroughly scooped out. These shells, which are frequently thrown away, make a nice receptacle for serving macaroni. Stand the shell on a piece of waxed paper and this in a baking-pan. Put two tablespoonfuls of butter and two of flour in the saucepan, mix and add a pint of milk, stir until boiling, mix in the cold macaroni and stir over the fire until it is just heated through; add a teaspoonful of salt and salt-spoonful of pepper and pour the mixture into the shell; cover with a piece of greased paper and leave in the oven fifteen minutes. Lift the shell carefully, putting it on a round plate and send to the table. This process imparts a most delicate cheese flavor and makes a sightly dish. If baked too long, it will become soft and fall apart. For that reason the macaroni must be hot when poured into the shell. If the shell is carefully cleaned, it may be used several times.

Cream celery in Edam cheese shell

Cut the cleaned celery stalks into inch-lengths and cook until tender in boiling water, slightly salted. For three cupfuls of the cut celery allow a pint of white sauce, using the water in which the celery was cooked, with the cream, as the liquid. Turn into the shell of an Edam cheese, cover with half a cupful of fine cracker-crumbs, mixed with two tablespoonfuls of melted butter and let it brown in the oven. Send around powdered cheese with this dish.

Cheese rings

(Contributed)

Prepare a dough as for cheese straws, but cut it out with a doughnut cutter, brown slightly in a moderate oven. Draw several cheese straws through the opening in each ring and serve with salad.

Baked cheese

(Contributed)

Dissolve three ounces of butter in a gill of hot water. Melt three ounces each of American and Gruyère cheese. Stir all together until creamy, then add enough sifted flour to make a stiff paste and the beaten yolks of two eggs. Mix the whole thoroughly. Mold with two buttered tablespoons, slip on greased paper, and when all are molded set in a moderate oven. When slightly brown brush them over with the whites of the eggs beaten stiff. Return to the oven for one minute. Take up on a hot dish, dust with pepper and fill the center with grated cheese.

Cheese cutlets

(Contributed)

To the well-beaten yolks of three eggs add one tablespoonful of cream and one ounce of grated Parmesan cheese and season with mace and cayenne. Beat until very light and add one tablespoonful of Béchamel sauce. Pour into a buttered pan and steam over hot water until firm. When cold cut in shapes with a fancy cutter, dredge with grated cheese and fry in boiling fat to a delicate brown. Serve at once on fried bread.

Cheese dates

Cut large dates two-thirds around lengthwise, and extract the seeds, leaving the back of each uncut to form a hinge. Fill them with cream cheese rubbed soft with butter, bring the sides together to hold in the filling, and pile upon a glass dish.

They are a nice accompaniment to afternoon tea.

THE TOAST FAMILY

Toast, pure and simple

Pare the crust from *thin* slices of bread, cut each slice in two and toast to a golden brown over a clear fire; butter lightly; pile together and throw a napkin over them. The sooner they are eaten the better. This toast is the accompaniment to scores of breakfast and luncheon dishes.

Brown bread toast

Is especially good and goes well with oysters and certain salads.

Deviled toast

Is best when made of stale whole wheat or of graham bread. Toast as just directed and spread with a mixture made by creaming together a great spoonful of butter with a quarter-teaspoonful, each, of lemon juice, dry mustard and paprika. Sift, if you like, dry grated cheese over each round of toast thus deviled and set for one minute upon the upper grating of a hot oven. Eat at once.

Tomato toast

Make a pint of well-seasoned tomato sauce. Toast crustless slices of bread; butter and dip each slice in hot, salted milk, then put the slices in layers in a pudding dish. Put a spoonful of tomato sauce on each layer, and when the dish is full, pour the remaining sauce over all. Cover and set in the oven for ten minutes, then send to the table. It will be found very good.

Celery toast

Stew inch-lengths of celery until soft; run through a vegetable press; mix with a thin white sauce, seasoning with paprika, salt and a dash of onion juice; boil up once and put into a pudding dish with alternate layers of lightly toasted bread which have been dipped into the salted water poured off from the boiled celery. Cover and set in the oven for ten minutes, then serve in the bake-dish. A pleasant accompaniment to chicken or veal croquettes.

Sandwiched toast

Cut bread into very thin slices and remove all the crusts. Butter lightly, and between every two slices lay an extremely thin shaving of chicken or cold roast veal. Press the slices of bread firmly together, lay on a toaster and toast each to a delicate brown. Serve at once. These are especially nice with cucumber salad.

Toasted crackers

Butter seafoam or snowflake crackers and dust with celery salt and a little paprika. Set in the oven until very hot, then serve.

Toasted anchovy crackers

Spread crackers with anchovy paste and set in the oven until very hot before sending to the table.

Anchovy toast

Cut thin slices of bread into rounds; toast delicately on both sides, lay a coiled anchovy on each round and set in the oven for three minutes to heat.

LUNCHEON VEGETABLES

Hashed potatoes, browned

Pare, wash and cut eight fine potatoes into small cubes, not more than half an inch square. Put these over the fire with two tablespoonfuls of minced celery and half as much grated onion. Salt to taste, and cook until tender but not broken; drain off the water and turn the potatoes into a buttered dish. Have ready a cupful of hot milk, into which stir a large tablespoonful of butter rubbed into one of flour. Do not cook them together, but add a tablespoonful of finely-minced parsley, and pour over the potatoes. Cover and bake fifteen minutes, then brown upon the upper grating of your oven. Serve in the bake-dish.

The celery and onion impart a most agreeable flavor to the dish.

Potato scallop

Work gradually into your cold mashed potato a cupful of warmed milk (in which has been dissolved a pinch of soda) until you have a smooth mixture; season with pepper and salt, add an egg beaten very light, and bake briskly in a well-greased pudding dish. Serve in the dish before it has time to fall.

Potato chips

Pare, slice very thin with a sharp knife and throw into ice water for an hour. Dry between two towels, and cook until delicately colored in deep, boiling cottolene or the best salad oil, slightly salted. Drain perfectly dry, toss upon hot tissue paper for an instant and serve in a deep dish lined with a napkin, which is drawn over the potatoes.

Potato strips

Prepare in the same way, after cutting into long, thin strips, the length of the potato.

Potatoes on the half-shell

Bake large, smooth potatoes of uniform size until they yield to the pinching fingers. Divide each carefully in half, lengthwise; scrape out the interior, taking care not to break the skin; mash the potato with a little hot milk and melted butter until you can beat it to a cream; salt and pepper, beat in two tablespoonfuls of grated cheese (Parmesan is best) for two cupfuls of potato, and return to the waiting shells. Set in the oven until hot through and slightly browned. Serve in the skins.

They are very good.

Potato puff

Beat a cupful of mashed potato to a soft, creamy mass, with a cupful of warm milk and an even tablespoonful of butter. Have ready two eggs, whipped light, and add to the "cream." Pepper and salt to your liking; turn into a warmed and buttered pudding dish; set in a quick oven and bake, covered, for half an hour, then brown. Serve at once before it falls.

Potato drop cakes

Pare, wash and grate six good-sized raw potatoes; press out the water, add three well-beaten eggs and a heaping tablespoonful of flour, with salt to taste. Beat well, and drop by the great spoonful in deep, hot cottolene or other fat. Fry to a delicate brown.

Sweet potatoes au gratin

Peel and slice cold, boiled sweet potatoes. Grease a pudding dish, put a layer of potatoes in the bottom of it, sprinkle with salt, pepper, sugar and bits of butter. Put in more potatoes, sprinkle these as you did the others, and when the dish is full pour over the

contents a gill of boiling water, in which a tablespoonful of butter has been melted. Strew with fine crumbs, sprinkle with salt and pepper, and bake, covered, for twenty minutes. Uncover and brown.

Sweet potato puff

Into two cupfuls of boiled and mashed sweet potatoes beat three tablespoonfuls of melted butter, a cupful of milk and four beaten eggs. Salt to taste, beat hard and turn into a greased pudding dish. Bake to a golden brown.

Pea pancakes

Open a can of green peas several hours before you wish to use them, drain in a colander and cover with cold water until you are ready to cook them. Boil tender in water slightly salted, drain, and while hot rub through a colander or vegetable press. Work in a teaspoonful of butter, with pepper and salt to taste. Stir for a minute, and let the paste get cold. Beat two eggs light and add to the cold paste, alternately with a cupful of milk. Sift half a teaspoonful of baking powder twice with four tablespoonfuls of flour, and stir into the mixture.

Drop upon a soapstone griddle as you would griddle cakes. Eat while hot, as a vegetable. Peas left over from yesterday are nice made up in this way.

Buttered rice

This, too, is a nice "made-over entrée." Boil rice in the usual way, and, after draining well, press while warm into a bowl or mold. Next day turn it out carefully upon a pie plate and set in a quick oven. When it is hot all through draw to the door of the oven and butter abundantly. Shut the oven door and brown lightly. Butter again and sift a thick coating of grated cheese (Parmesan, if you have it) over all. Leave in the oven for a few minutes to melt the cheese, and heap irregularly with a meringue

of the whites of two eggs beaten up with a pinch of celery salt. Brown very lightly, slip a spatula under the mold and transfer carefully to a hot platter.

It is a pretty yet a simple side dish, good and easily made.

Tomatoes farcies

Carefully peel large, firm tomatoes, and scoop out the centers. In the hollow thus left in each tomato put a layer of minced ham. Set the tomatoes in a bake-pan, sprinkle with salt and pepper, put a bit of butter upon the top of each and cook for ten minutes. Then drop upon the mince in each tomato a raw egg; dust with salt and pepper and cook until the eggs are "set."

Tomato cups and saucers

Cut the tops from large, ripe tomatoes, and scoop out the insides with a small spoon. Keep these insides for the sauce, to be used later. Make a mince of cold roast beef or mutton, moisten it with a rich gravy, season to taste and half fill the hollowed tomatoes with this mixture. Set in a covered roasting-pan and bake for twenty minutes in a steady oven. Meanwhile, strain the tomato pulp, heat it and make of it a sauce thickened with two teaspoonfuls, each, of flour and butter, rubbed to a paste. Season to taste. Toast rounds of crustless bread, lay these on a platter and pour the tomato sauce over and around them. Keep hot until the tomatoes are ready. When these have cooked for twenty minutes remove the cover of the roaster and drop into each half-filled tomato a raw egg. Replace the cover and bake just long enough to "set" the eggs. Upon each round of toast lay a stuffed tomato, sprinkle with pepper and salt and send to the table.

Scallop of tomatoes and eggs

Into a pint of stewed tomatoes stir a generous cupful of fine bread crumbs, a tablespoonful of melted butter, a half teaspoonful of sugar, pepper and salt to taste. Mix thoroughly and turn into a greased pudding dish. Upon the top of this scallop break as

many eggs as will lie upon it side by side. Sprinkle with salt, pepper and bits of butter and bake until the eggs are set.

Rice and cheese pudding

Boil a cup of rice until each grain is tender and stands alone. Now beat in gradually five whipped eggs and a cup of milk, in which have been stirred two tablespoonfuls of grated cheese. Stir over the fire for a minute and pour the mixture into a greased pudding dish. Bake in a good oven for half an hour.

Pilau of green peppers

Cut green peppers lengthwise, removing the seeds with care, lest they make the green shells too hot. Fill the halves with boiled rice, into which has been stirred a tablespoonful of melted butter for a cupful of the boiled rice, and two tablespoonfuls of grated Parmesan cheese, with salt to taste. Mound the rice smoothly and high, and after the pilau has cooked ten minutes in a covered pan brown lightly. Serve hot.

Scallop of sweet peppers and ham

Cut each pepper lengthwise into quarters and remove the seeds carefully, lay in iced water for fifteen minutes, then drain. Cut each quarter in half. Butter a pudding dish and put in the bottom of it a layer of minced ham, on top of this a layer of cut peppers; sprinkle thickly with fine crumbs and moisten all thoroughly with seasoned stock. Now put in more ham, another layer of peppers and crumbs, liberally dotted with bits of butter and sprinkled with salt. Bake, covered, in a good oven for half an hour, then uncover and cook ten minutes longer.

Buttered rice with peppers

Cook an even cupful of rice fast in two quarts of salted boiling water for twenty minutes, or until tender, but not broken. Drain in a colander, and set in an open oven to dry off for five minutes.

Have ready one large, or two small green sweet peppers, seeded carefully and chopped fine. Put a heaping tablespoonful of butter in a frying-pan; when it hisses add the minced peppers; toss and stir over the fire until smoking hot all through. Put the rice into a dish and pour the contents of the frying-pan all over it, loosening the mass with a fork to allow the sauce to penetrate it.

Boston baked beans

Soak one quart of beans over night in warm—not hot—water. In the morning cook them until the skin curls on a bean when you blow upon it. Pack them in an earthen pot. Score the skin of a pound of streaked salt pork, and almost bury it in the beans. Pour over this one dessertspoonful of molasses, mixed with as much vinegar, a good pinch of pepper and a teaspoonful of mixed mustard. Cover closely and bake six hours in a good oven.

Baked beans and tomatoes

Soak and boil as directed in the last recipe. Then put the beans into a deep pudding dish; bury a piece of pork (parboiled) in the center and pour over them a large cupful of stewed and strained tomatoes seasoned with pepper, sugar, onion juice and a good lump of butter, but not thickened. Cover closely and cook for three hours, if the dish be large.

Fried cucumbers

Peel and slice cucumbers and lay in a dressing of equal parts of oil and vinegar for ten minutes. Drain and dip in beaten egg, roll in cracker crumbs and fry in deep cottolene or other fat. Drain and serve hot.

Mushrooms on toast

Peel and broil fresh mushrooms, spread them with butter, dust with salt and pepper, and serve them on rounds of toast. Or you may cut the mushrooms in quarters, put them in a double boiler with a tablespoonful of butter and cook until tender. They

may then be seasoned to taste and poured, sauce and all, on rounds or triangles of crustless toast.

Baked mushrooms

Peel and stem large mushrooms. Line a deep bake-dish with thin slices of toast, each of which has been dipped for an instant in seasoned beef stock. Fill the dish with layers of mushrooms, sprinkling each layer with salt, paprika, and bits of butter. When the dish is full, pour over all a gill of stock, and bake, covered, for twenty minutes. Uncover and cook for five minutes before sending to the table.

Dried mushrooms and eggs

Wash the dried mushrooms, boil until tender and drain the water off. Put into a pan to fry in butter for about ten minutes, sprinkle a very little caraway seed on them, and salt to taste. Break a few eggs over them.

Sauté green tomatoes

Select firm, smooth tomatoes that are fully grown, but which have not begun to redden. Wash, and without paring, cut into disks a quarter of an inch thick. Sprinkle with salt, pepper and sugar, dust with flour and sauté in hot butter. Drain and garnish with thin slices of fried bacon.

SANDWICHES

THE day has passed and forever when a sandwich meant two thick slices of bread, enclosing what the boys call a "hunk" of cold meat. Now the popular delicacy is made of bread cut to wafer-like thinness and shorn of all suggestion of crust. The "filling" may be simple or composite, as taste may dictate, and the ingenious housewife will devise many delicious combinations to be spread between the two layers of her sandwiches.

Ham sandwiches

Chop lean ham fine and beat into each cupful of the minced meat a tablespoonful of salad oil, a teaspoonful of vinegar, a salt-spoonful of French mustard, six olives chopped fine, and a teaspoonful of minced parsley. Work all to a paste and spread on thin slices of white bread.

Chicken sandwiches

Mince the white meat of a roast chicken and mix it with half a can of French mushrooms, chopped fine, and a half cupful of chopped English walnuts. Season to taste with pepper and salt, and moisten with melted butter. Put the mixture between slices of whole wheat bread.

Brunette sandwiches

Slice Boston brown bread very thin, butter lightly, and spread with Neufchâtel or with cottage cheese. Have ready crisp lettuce-leaves, dip each in a bowl of French salad dressing, then lay on the already spread brown bread. Press another slice of buttered brown bread on this, and the sandwich is ready. These sand-

wiches must be kept in a moist atmosphere until it is time to serve them.

Lamb or mutton sandwiches

Mince cold roast lamb, or tender mutton fine, and season with salt, pepper and tomato catsup. Add a few minced olives and make all into a paste with mayonnaise dressing. Spread between thin slices of bread. Cut these sandwiches into diamond shapes.

Beef sandwiches

Chop rare cold roast beef very fine, taking care to use only the lean portions of the meat. Sprinkle with salt, pepper and a saltspoonful of horseradish. Mix and make into sandwiches with thinly-sliced graham bread. These may be eaten by persons of delicate digestion, and are both appetizing and nourishing.

Egg sandwiches

Mash the yolks of hard-boiled eggs to a powder and moisten with olive oil and a few drops of vinegar. Work to a paste, add salt, pepper and French mustard to taste, with a drop or two of Tabasco sauce. Now chop the whites of the eggs as fine as possible (or until they are like a coarse powder) and mix them with the yolk paste. If more seasoning is necessary, add it before spreading the mixture upon sliced graham bread.

Walnut sandwiches

Shell English walnuts. Blanch and chop, and to every tablespoonful of nuts allow a good half tablespoonful of cream cheese. Rub well together and spread on thin slices of crustless white or graham bread.

Peanut sandwiches

Shell and skin freshly-roasted peanuts and roll them to fine crumbs on a pastry-board. Add salt to taste, and mix the powdered nuts with enough fresh cream cheese to make a paste that

can be easily spread on unbuttered bread. Keep in a cold, damp place until wanted.

Water cress sandwiches

Season water cress with salt, pepper, and a few drops of vinegar, and chop coarsely. Mix with creamy cottage cheese and spread on thinly-sliced white bread.

Cottage cheese sandwiches

Cottage cheese, spread upon a slice of buttered bread, and covered with a leaf of lettuce dipped in oil and vinegar, then with the second buttered slice, makes a nice relish.

Sardine sandwiches

Wipe the fish, skin, take out the backbone and rub to a smooth paste with a little butter and lemon juice. Add a dash of cayenne, or a few drops of Tabasco sauce, and spread between thin slices of brown bread.

Salmon sandwiches

(Contributed)

Remove the skin and bones from a can of salmon, shred with a silver fork and add the crumbled yolks of six hard-boiled eggs. Season to taste and add any good salad dressing. Spread on thin slices of brown bread.

Olive sandwiches

(Contributed)

Take equal parts of large and stuffed olives. Mince fine, mix with a little thick mayonnaise, and spread on thin slices of buttered bread.

Salad sandwiches

(Contributed)

Take finely-chopped chicken or veal, season with salt, pepper and a dash of onion juice. Add a little mayonnaise and spread the mixture on thin slices of bread lined with crisp lettuce leaves.

Nasturtium sandwiches

(Contributed)

Butter thin slices of white bread, place between them the petals of nasturtium flowers or the very young leaves. Place the flowers so that they will show along the edges of the bread and decorate the plate with the leaves and flowers.

Raisin sandwiches

(Contributed)

Make a paste of large seeded raisins and candied lemon peel chopped fine and moistened with lemon juice. Spread on lightly-buttered thin slices of bread. Serve with a cup of good tea.

Chocolate sandwiches

(Contributed)

Melt a small piece of butter in a saucepan; grate into it bitter chocolate and season with granulated sugar. When the chocolate is thoroughly melted take from the fire and cool. Moisten with a little thick cream and spread on thin slices of slightly buttered bread.

Hash sandwiches

(Contributed)

Cut pieces of bread into uniform sizes, dip them in beaten egg, to which a little milk and a pinch of salt has been added. Fry to a light brown in hot butter. Make a highly-seasoned hash of chopped meat and potatoes. Cook in stock until heated through. Arrange toast on platter, putting a spoonful of hash on each piece and covering with another piece of toast.

Date and nut sandwiches

(Contributed)

Remove the stones and the thick skin which surrounds them from the dates, then chop them fine. Add half as much finely-

chopped English walnut or pecan meats; moisten with creamed butter, add a pinch of salt and spread between two thin slices of bread.

Fig and nut sandwiches

(Contributed)

For fig sandwiches use the recipe for dates and nuts, substituting figs for dates.

Ginger sandwiches

(Contributed)

Cut thin slices of plain gingerbread. Spread with soft cream cheese. Put between the slices a thin slice of preserved ginger.

Marmalade sandwiches

(Contributed)

Toast slices of bread, spread while hot with butter, fill with a thick marmalade and serve hot.

Cheese and nut sandwiches

(Contributed)

Take equal parts of grated cheese and English walnuts pounded to a meal and moisten with thick cream. Season to taste and spread between thin slices of buttered bread.

Lettuce sandwiches

(Contributed)

Lay between two thin slices of buttered bread a crisp lettuce leaf, on which has been spread a thin layer of salad dressing.

Sweetbread sandwiches

(Contributed)

Put cold boiled sweetbreads through a potato ricer, moisten with half as much whipped cream, season with salt, cayenne and lemon juice. Spread on thin slices of buttered bread and cut in fancy shapes.

Lobster sandwiches

(Contributed)

Season the finely-chopped meat of a lobster with a few drops of Tabasco sauce, lemon juice and oil and spread upon thinly-buttered bread.

Hot ham sandwiches

(Contributed)

Butter thin slices of bread. Broil some very thin slices of ham, put between the slices of bread and serve hot.

Tongue sandwiches

(Contributed)

Make a dressing one part mustard and five parts butter, add salt and pepper to taste and a little cayenne. Butter the bread with the dressing and lay between the slices thin slices of cold tongue.

Mint sandwiches

(Contributed)

Pulverize one tablespoonful of mint leaves ; pour over them two tablespoonfuls of boiling water. Let it stand for about a half an hour. Soak half an ounce of gelatine in one tablespoonful of water. Dissolve it over hot water. Strain the mint into the gelatine and when cool add a pint of rich whipped cream and a pinch of salt. Let this stand in a mold until perfectly cold and firm. Slice in thin slices and put between dainty slices of bread.

Anchovy sandwiches

(Contributed)

Spread thin slices of bread with a very little butter. Cover this with a thin layer of anchovy paste. Mince finely some olives and use for filling.

Club sandwiches

(Contributed)

Toast slices of bread a nice brown, and while hot spread with butter and put between the slices a lettuce leaf, some cold baked chicken cut in thin slices, a few chopped olives and pickles, some slices of hot crisp bacon, a layer of salad dressing, another lettuce leaf and the other slice of toast.

These are very nice for Sunday evening supper.

Tomato sandwiches

Slice graham, or, better still, whole-wheat bread, thin, pare off the crust, butter on one side, spread with minced ripe tomatoes—drain off superfluous juice and sprinkle with salt, pepper and sugar. Serve at once. The tomatoes should be ice-cold and minced quickly. They are delicious and popular.

TEMPTING PREFIXES TO LUNCHEON

Grape fruit

This is among the most popular of appetizers to be served at a luncheon. Cut the fruit in half, crosswise, and with a sharp knife remove all the bitter white membrane that divides the lobes. Fill the space thus left with as much granulated sugar as the fruit will hold. Set on the ice until very cold.

Fruit baskets

Cut oranges in half so cleverly as to leave a wide strip from the upper half of the rind attached to the lower, like the handle of a basket, or the "bale" of a bucket. Should you break it at one side you can, after filling the cup or basket, put a neat stitch in and tie a bow of narrow ribbon over the join.

Empty the lower cup entirely to the white inner lining. Set on the ice while you prepare the filling. Cut the orange pulp into neat, clean bits; mix with crystallized cherries, atoms of *marrons glacés* or of blanched nuts, add fine white sugar and a little liqueur, or if you prefer, sherry. Fill the baskets and leave half buried in cracked ice until you are ready to set them on the table.

Set each basket upon a chilled plate, laying an orange spoon beside it.

If you do not care to take the trouble of leaving the handle on, make bowls of the halved fruit. They are a delicious introduction to a company luncheon.

Oyster cocktails

Bury small oysters in the ice until needed. Have the tall, slender glasses in which they are to be served laid in the ice also that

they may be thoroughly chilled. Make a sauce of two tablespoonfuls of tomato catsup, a dozen drops of Tabasco sauce, the juice of a lemon, a saltspoonful of grated horseradish and a dash, each, of salt and paprika. Add two tablespoonfuls of oyster liquor, mix thoroughly and set on the ice until very cold.

Put five oysters in the bottom of each chilled glass, pour the sauce upon them, and serve.

Raw oysters

Lay, when opened, on the deeper of the halved shells that the liquor may not escape. Have a bed of finely-cracked ice in each plate, fix five oysters in each bed, with a piece of lemon in the middle. Pass grated horseradish in vinegar with them, and small crackers, or buttered bars of graham bread.

Raw clams

Are served in the same way.

Caviar crisps

Remove the crusts from slices of white bread and cut into strips an inch wide and three inches long. Toast to a light brown and set aside to cool. Open a small can of caviar and rub into the contents a tablespoonful of salad oil and a teaspoonful of lemon juice. If the paste is not soft enough add more oil. Spread the crisp toast with this paste, garnish with sprigs of parsley, and serve cold.

Clam wafers

Chop a dozen soft clams very, very fine, and season with pepper and a few drops of lemon juice. Add to them the beaten yolk of one egg and enough finely-rolled cracker crumbs to make a soft paste. Spread seafoam wafers thickly with this paste, lay them in a baking pan and set in the oven for five or ten minutes, or until the wafers and paste are very hot and the batter is quite stiff. Serve at once.

Anchovy toast

Cut the crust from a loaf of graham bread and slice, then cut each slice in half and toast on both sides. Spread lightly with butter. Open a jar of anchovies and lay one of the tiny fish on each strip of graham toast, squeeze a few drops of lemon juice upon it, sprinkle with paprika and set in the oven until very hot.

Anchovy bars

Butter narrow saltine wafers, spread them with anchovy paste, and set them in the oven long enough to become very hot. Serve two on each plate.

Deviled crackers

Butter seafoam wafers, sprinkle lightly with paprika, then drop upon them a very little grated Parmesan cheese, and set in the oven until they brown delicately about the edges.

Hot-house grapes

Cut the larger bunches into smaller, all of uniform size. Lay on ice until just before luncheon when, tie a dainty bow of ribbon of a harmonizing color with the grapes, upon each bunch.

Jack Frost grapes

Divide a large bunch of selected grapes into smaller bunches of even proportion. With a camel's-hair brush varnish each grape thoroughly with the white of an egg. Dust carefully with granulated sugar. Tie to each cluster a bow of narrow white ribbon.

SALADS

IN A Familiar Talk, some pages back, I have alluded to the "Woman with a Way," who will not use oil in salad dressing. A story which stuck to an eminent magazine publisher to the end of his busy career was of a new cook whose salads won the unqualified approval of her master, who was a gourmand in a gentlemanly way. She had been serving perfect mayonnaises and well-adjusted French dressings for a fortnight, when one of the children fell ill and the doctor prescribed a dose of castor oil. The mother recollected distinctly the purchase of a bottle not long before, but it could not be found. Bridget heard the inquiry going the rounds and came to the front.

"Castor ile—is it ye are wanting? And it is mesilf that was thinking this morning, as I had a right to spake to yez, mem, to order more. I put the lasht dhrop inter the castor yisterday. Salad every day uses a dale of ile."

Bridget knows better now, and her mistress's taste is so far cultivated by much use of salad oil that she insists upon having it "pure."

An airy waitress, in the second day of her trial week in my household, complimented me patronizingly upon the judgment which led me to select "the best brand."

"There's no better oil on the market to my way of thinking than the Borducks!" holding a bottle up to let the light fall through the slow liquid amber of "Huile de Bordeaux."

The oil of Bordeaux is good, when not doctored upon this side of the water. There are olive groves in other foreign lands that send thousands of gallons of pure oil to America to be mixed with cheaper oils, returned to the bottles bearing foreign labels, a palmed off upon the most credulous public upon the globe as the yield of the royal olive.

Pure salad oil, when it has any perceptible odor, should have a faint "nutty" perfume; it should taste like the ripe olives from which it was expressed; in color it should be palest, tenderest green; it should blend readily and harmoniously with condiments and with the body of the salad.

French dressing

Rub the inside of a bowl with a clove of garlic. Measure into a bowl six tablespoonfuls of oil, two of vinegar, two saltspoonfuls of salt, and one of pepper. Mix thoroughly before pouring over the salad.

Mayonnaise dressing

Into a chilled soup plate drop the yolk of an egg drained free of all the white, squeeze upon it a teaspoonful of lemon juice and stir in with a silver fork until well mixed. Now add gradually a few drops of salad oil, stirring steadily. As the dressing thickens, add the oil more freely until you have used half a pint. Season with a dash of paprika, a half teaspoonful of salt, a saltspoonful of mustard, and a generous tablespoonful of vinegar.

In making your chicken salad allow a cupful of celery cut into bits to every two cups of the chicken dice, and make a cupful of mayonnaise for five cupfuls of the salad.

Cream dressing

Beat three eggs, yolks and whites together, until they are very light; add one teaspoonful of salt, a pinch of red pepper, half a saltspoonful of mustard mixed with a little water, and, lastly, three or four tablespoonfuls of rich, sweet cream.

Sour cream salad dressing

Have a cupful of rich sour cream very cold, then beat hard for a few minutes, adding, as you do so, a tablespoonful of powdered garlic and a half teaspoonful of lemon juice. This dressing is delicious served with chilled cucumbers, sliced thin.

Boiled salad dressing

Into three well-beaten eggs stir a cupful of vinegar, a tablespoonful of sugar, two saltspoonfuls of salt, a dash of paprika, and a small teaspoonful of French mustard. Beat thoroughly, turn into a saucepan, stir steadily until the boil begins, and add a teaspoonful of butter. When this melts remove the dressing from the fire. Beat for two minutes and set aside to cool. When cold put in the ice-box, where it will keep a week or ten days.

Chicken salad

Cut cold, boiled chicken into small dice. With two cupfuls of this meat mix a cupful of celery cut into dice. Sprinkle all with salt and pepper. Into three tablespoonfuls of oil stir a tablespoonful of vinegar. Pour this over the chicken and celery and toss until well mixed. Line a chilled bowl with crisp lettuce leaves, fill with the chicken salad and pour mayonnaise dressing over all.

Turkey salad

Is made in like manner, rejecting the dark meat of the legs, unless it is very tender.

Lobster salad

Pick out the meat from a fresh, well-boiled lobster. Cut with a sharp knife into small dice, taking care not to tear the meat. Set on ice while you make a good mayonnaise, which, in turn, must go on the ice. Have ready one-third as much celery as you have lobster, cut into half-inch lengths. Mix together in a bowl, sprinkle with cayenne and salt and stir lightly into it a cupful of mayonnaise. Line a chilled bowl with crisp lettuce, arrange the salad within this; garnish with the lobsters' claws and hard-boiled eggs cut into lengths lengthwise. Set on ice until it goes to table.

Crab salad

Is made in the same way, omitting the eggs from the garnish.

Oyster salad

Choose small oysters for this salad. If you can not get these, cut each oyster in half, but do not chop them. Drain the liquor from the oysters, and to every cupful of these add a cupful of crisp white celery cut into half-inch bits sprinkled lightly with salt. Mix and stir mayonnaise dressing through the mixture. Line a chilled bowl with lettuce leaves, fill with the oyster salad and pour a rich mayonnaise over all. Garnish with stoned olives.

Shrimp salad

For this dish you can use either the fresh or the canned shrimps. If the former, they must be shelled. If the latter, they must be taken from the can several hours before they are to be used and set on the ice. Line a salad bowl with crisp lettuce leaves, lay the shrimps upon these and cover with mayonnaise dressing. Serve at once.

Shrimp and tomato salad

Cut the tops from ripe tomatoes and remove the insides. Fill the tomato shells with cold boiled shrimps, with their backs up; set each tomato upon a leaf of lettuce and pour mayonnaise dressing over all. A pretty salad.

Crab and tomato salad

Carefully strip the skin from six large, firm tomatoes, and remove the centers. Fill the hollowed vegetables with the chopped and seasoned meat of six boiled crabs. Set the stuffed tomatoes in the ice for several hours. Lay on crisp lettuce leaves, and put a spoonful of mayonnaise dressing upon each tomato.

Shrimp salad and tomato aspice

Strain the liquor from a can of tomatoes through coarse muslin. Put over the fire, season with salt and paprika and the strained juice of a small onion. When it boils skim well and pour over

half a box of Coxe's gelatine, which has been soaked three hours in a cup of cold water. Set away to form into a jelly.

When ready to use it line a salad dish with lettuce, arrange the contents of a can of shrimps (strained) upon the leaves, and spoonfuls of tomato jelly upon the shrimps. Send around French salad dressing with it.

Salmon mayonnaise

Boil eight eggs hard, throw into cold water; peel and lay in ice. Make a cup of mayonnaise and rub into it five large clean-cut pieces of canned salmon. Slice the eggs, lay them on lettuce leaves and pour over them the salmon mayonnaise.

Sardine salad

Drain the oil from a box of sardines and squeeze three drops of lemon juice on each fish. Lay crisp lettuce leaves in iced water for half an hour, then shake free of moisture and lay on a chilled platter. On each leaf lay a sardine, and upon this pour a spoonful of thick mayonnaise dressing. Garnish the edge of the platter with cold boiled beets cut into star shapes. Serve with crackers and cream cheese.

Egg salad with sardine mayonnaise

Boil eight eggs hard, throw into cold water; peel and lay in the ice. Make a cup of mayonnaise and rub into it four sardines that have been skinned and mashed to a paste. Halve the eggs, lay them on crisp lettuce leaves and pour a spoonful of the sardine mayonnaise over all.

Egg salad with boiled dressing

Beat smooth the yolks of three eggs with one teaspoonful of sugar, a half teaspoonful of mustard, one-half teaspoonful of salt,

dash of celery salt, one cup of vinegar and one cup of milk, added alternately to prevent curdling, and two tablespoonfuls of oil; put into double boiler and cook to the consistency of thin custard, stirring all the time. Let it get perfectly cold. Line a chilled dish with lettuce leaves, heap hard-boiled eggs, cut into quarters, upon these and pour over them the dressing.

Simple lettuce salad

Unless you have an exceptionally deft and cool-fingered cook or waiter, make the salad on the table yourself. Have, first, a finger-bowl passed quietly to you, into which dip your fingers, drying them on your napkin. While you do this the waitress or butler should set before you the oil, vinegar, pepper and salt, with salad spoon and fork and a small bowl, in the bottom of which is a tablespoonful of finely-minced green chives. If you have not these, the inside of the bowl should have been rubbed well with garlic. Mix in the bowl of the spoon a teaspoonful of salt with half as much pepper; fill the large spoon with vinegar, mixing salt and pepper well in this; turn into the mixing bowl; then fill the spoon three times with oil. Stir and toss until the ingredients are thoroughly incorporated. Two larger bowls should be ready at hand, one empty, the other heaped with crisp, cold lettuce leaves. Pick these apart lightly with the tips of your fingers and put into the empty bowl. When all are in pour the dressing over the lettuce, tossing lightly and quickly with salad fork and spoon. Pass at once with heated crackers and fancy cheese of some kind.

Lettuce and tomato salad

After tearing the lettuce apart, lay, as on a bed, tomatoes pared and sliced, or cut into eighths. Pour the dressing over them.

Salad should never be touched with one's own knife, but divided, if need be, with the fork. It should not be necessary to remind people who know anything of the by-laws of dining and lunching as received by polite society, that it is awkward and un-

conventional to hash tender lettuce, celery or cress with knife and fork, clinking against the plate in a castanet accompaniment to table talk. Yet it is done in our sight and hearing almost every day.

Water cress salad

Tear apart gingerly, pile in a bowl, and pour a French dressing over it. Some like to dip it into salt, as celery is eaten, without other dressing.

Potato salad (No. 1)

Cut cold-boiled potatoes into tender slices and mix with them two raw white onions, minced, and a tablespoonful of chopped parsley. Season with salt and pepper to taste, and two tablespoonfuls of salad oil mixed with a dessertspoonful of vinegar. Toss and turn, and put into a salad bowl. Set in the ice for two hours. Just before sending to the table stir into the salad a half cupful of mayonnaise, and pour the rest of the dressing over the top of the salad.

Potato salad (No. 2)

Peel eight potatoes that have been boiled in their skins and allowed to cool. Slice the potatoes into a bowl and add to them a chopped onion, which has been scalded after it was minced. Season the potato and onion with salt and pepper to taste. Pour upon them five tablespoonfuls of oil and two of vinegar. Toss up well and let them stand an hour before serving.

Cauliflower salad

Cut a young cauliflower into clusters, boil tender, drain and lay in the ice until very cold. Arrange on leaves of lettuce and serve with mayonnaise dressing. A delicious salad.

Beet salad

Boil eight young beets tender; drain, and lay in iced water until thoroughly chilled. Drain once more and scrape off the

skins. Pour into a bowl six tablespoonfuls of salad oil with one tablespoonful of vinegar, and stir into them two saltspoonfuls, each, of salt and pepper. Stir this dressing thoroughly. With a sharp knife cut the chilled beets into tiny dice of uniform size, and as you do so drop these dice into the French dressing in the bowl. When all the beets are cut, turn them over and over in the dressing that they may become well coated. Set the bowl and its contents on the ice for an hour, or until very cold. Line a chilled salad bowl with crisp lettuce leaves. Drain all the dressing from the beets into a small glass bowl. Upon each lettuce leaf put a spoonful of the beet dice. When serving, put a spoonful of dressing upon each leaf.

A macedoine salad

One cup of green peas, boiled and cold, and the same of string beans cut into half-inch lengths, well cooked and suffered to get cold. One cup of celery cut into inch-lengths. One-half cup of boiled carrots, cut into tiny dice, also cold. One cup of red beets boiled and cut into small dice. Leave all these ingredients in the ice-box until chilled and stiff. Have ready a chilled glass or silver bowl—a shallow one is best; heap the beets in the center, arrange next to them a ring of celery dice, then the beans, next the carrots, lastly the peas—all forming a mound. Pour over this a good French dressing, garnish with a wreath of nasturtium blooms about the base and set on the ice until needed. Pass, if you like, a mayonnaise dressing with it. The true salad lover will, however, prefer the French dressing alone. It is a beautiful salad and easily made. If you can not get celery in summer, substitute boiled corn cut from the cob to make the white ring.

A fruit salad

Pare four juicy, sweet oranges, peel off every bit of the white inner skin from the fruit it incloses, pull the lobes apart, and cut each into four pieces.

Scald a cupful of English walnut kernels, strip away the bitter

skin and let the kernels get dry and cold. Mix with the bits of orange, set on the ice for an hour, heap in a glass salad dish lined with crisp lettuce and cover with a good mayonnaise dressing.

Some consider a tablespoonful of celery cut into small pieces an improvement to this dish.

Apple and nut salad

Scoop the inside from fine, smooth, tart apples, and fill them with a mixture of cut-up celery and walnut meats, blanched and chopped, the whole well moistened with mayonnaise. Slices of pippins are sometimes mixed with watercress and covered with French dressing, making a piquante salad that is especially good with roast duck.

Apple and celery salad

Cut enough crisp celery into small bits to make a cupful. Lay in iced water. Peel and cut four large apples into small dice, dropping these into water as you do so. Drain the celery and sprinkle it with salt. Drain the apples, mix with the celery, and pour over all a thick mayonnaise dressing. Serve very cold.

Orange salad

Peel and divide the oranges into lobes, then cut each of these into three pieces. Have ready four tablespoonfuls of blanched English walnut kernels, cold and firm, for the same number of oranges. In serving, put a leaf of lettuce upon each plate, a great spoonful of the cut oranges upon the leaf and on this last a spoonful of nut-meats. Pour a good mayonnaise over all.

Bean and beet salad

Boil a half cupful of small kidney beans. There should be a cupful when cooked. Cook until soft a pint of tender string beans, cut into inch-lengths. Boil tender four large, or six small red beets. Let all get stone-cold. Cut the beets, then, into tiny dice. In the center of a glass dish heap the beets, next the white

beans, and, as an outer circle, the green. Edge with white "heart" lettuce leaves, and pour a French dressing over all.

A pretty and palatable salad.

If you use dried white beans they must be soaked for six hours before boiling.

Nasturtium salad

Cut fine the heart of a large bunch of celery, mince a tablespoonful of parsley and six blades of chives. Mix with a French dressing, stir in lightly the petals of a dozen large nasturtium blossoms; line a salad bowl with crisp lettuce, and put this mixture in the center. Garnish elaborately with nasturtium leaves and blossoms.

Dandelion salad

Pick the young tender leaves of the dandelion, wash and lay in ice water for half an hour. Drain, shake dry and pat still drier between the folds of a napkin. Turn into a chilled bowl, cover with a French dressing, toss the greens over and over in this and send at once to table.

This is very wholesome—and palatable—to those that like it!

Cabbage salad

Shred a small white cabbage very fine. Heat a gill of vinegar, add to it a tablespoonful of butter, a tablespoonful of sugar, and a dash of celery salt and white pepper. Bring to a boil, stir in the shredded cabbage, and stir until very hot. Have ready a half cupful of milk, in which a pinch of soda has been dissolved, and stir it slowly into three beaten eggs. Boil until it is like thick cream. Pour this mixture over the hot cabbage, mix well together, season to taste, and turn into a chilled bowl. Bury in the ice until very cold.

Cold slaw

Shred a white cabbage fine. Heat a cup of milk. Heat, also, a gill of vinegar, and when this last is boiling, stir into it a tablespoonful, each, of butter and sugar, a teaspoonful of celery es-

sence, two saltspoonfuls of salt and one of pepper. When boiling hard, stir in the shredded cabbage, and as soon as this is really hot, remove it from the fire. Pour the scalding milk slowly upon two beaten eggs and cook, stirring steadily until thick, then pour upon the cabbage and toss until well mixed. Set in the ice for two hours. Serve very cold.

Cucumber salad

Select small, firm cucumbers of uniform size. Wash well in cold water. Dry thoroughly. Make two incisions in the top of the cucumber about an inch from each end and about one-half inch deep. Next cut lengthwise from one incision to the other carefully and remove the top. Scoop out the pulp and mix with salt. Then chop some celery fine (if celery is out of season substitute cabbage), and some blanched walnut meats, also chopped. After the cucumber pulp has stood about an hour in the salt drain off the water and add the celery and the nuts. Mix thoroughly with a French dressing, and about twenty minutes before serving fill up the shells, placing a piece of parsley in each end.

Cucumbers with lemon juice

Lay fresh cucumbers in the ice for twelve hours. Peel and slice very thin, and send immediately to the table covered with crushed ice. As you dish them put some of the ice on each plate and pour over the cucumbers a dressing made of two parts of salad oil and one part of lemon juice, with salt and paprika to taste.

Daisy salad

Cut two-inch rounds of cream or Neufchâtel cheese one-half inch in thickness, and place on crisp lettuce leaves. Put the yolks of two hard-boiled eggs through the vegetable-press and place a teaspoonful of this yellow powder in the center of each round. Serve mayonnaise or French dressing in a separate bowl.

Tongue salad

Make a good French dressing. Dip into it firm, crisp lettuce leaves. Have ready cold boiled tongue, cut as thin as writing paper. Lay a slice upon each leaf, and serve with heated and buttered crackers. You can substitute ham for the tongue.

Tomato aspic

Soak a half-box of gelatine in a half-pint of water for an hour. Bring to a boil the liquor drained from a quart can of tomatoes, and add to it a teaspoonful of onion juice, two teaspoonfuls of sugar, a bay leaf and a teaspoonful of minced parsley, with pepper and salt to taste. Simmer for twenty minutes, add the gelatine, stir until dissolved, and strain through flannel into a jelly mold. Serve when firm, garnished with lettuce and pour over all a mayonnaise dressing. This jelly—in culinary phrase, “aspic”—lends itself agreeably to many combinations of salad, being susceptible of countless variations.

Tomatoes with whipped cream

Carefully peel and halve ripe tomatoes and lay them on the ice for several hours. Transfer to a chilled platter, sprinkle with salt, garnish with lettuce leaves and put a great spoonful of whipped cream upon each tomato half.

Tomato and corn salad

Pour boiling water over large, smooth tomatoes to loosen the skins, and set on ice. When perfectly cold, gouge out the center of each tomato with a spoon, and fill the cavity with boiled corn cut from the cob and left to get perfectly cold; then mix with mayonnaise dressing. Arrange the tomatoes on a chilled platter lined with lettuce, and leave on ice until wanted. Pass more mayonnaise with the salad.

Tomato and peanut salad

Prepare the tomatoes as in the last recipe. Have ready a pint or more of roasted peanut meats, blanched by pouring boiling water over them, then skinned, and when cold pounded finely and mixed with mayonnaise dressing. Fill the tomatoes with this. Serve on lettuce leaves.

Iced tomato salad

(Contributed)

Cook a quart of raw tomatoes soft, strain and season with nutmeg, sugar, paprika, a pinch of grated lemon peel and salt. Freeze until firm; put a spoonful upon a crisp lettuce leaf in each plate, cover with mayonnaise and serve immediately. It is still prettier if you can freeze it in round apple-shaped molds.

Canned tomatoes may be used if you have not fresh.

Clam salad

(Contributed)

Remove the skins and black heads of cold clams. Marinade for ten minutes in a French dressing and serve on a bed of shredded lettuce.

Pear salad

(Contributed)

Peel and slice five sweet, ripe pears, sprinkle with fine sugar, and add a little maraschino or ginger syrup. Serve with a little cream. Or pare and slice enough ripe, sweet pears to make one pint; add one-half cupful of blanched and chopped almonds, one-fourth of a cupful of powdered sugar and the strained juice of two lemons. Serve in a cup of lettuce leaves made by placing together the stem end of two lettuce leaves taken from the inside of a head of lettuce.

Hot potato salad

(Contributed)

Put into a frying-pan one-fourth of a pound of bacon, cut into dice; when light brown take out and sauté in the fat a small onion cut fine. Add one-half as much vinegar as fat, a few grains of salt and cayenne and one-half as much hot stock as vinegar. Have ready the potatoes boiled in skins. Remove the skins and slice hot into the frying-pan enough to take up the liquid. Add the diced bacon, toss together and serve.

Asparagus and shrimp salad

(Contributed)

To one cupful of shrimps add two cupfuls of cold cooked asparagus tips, and toss lightly together. Season with salt and pepper. Make a dressing of the yolks of three hard-boiled eggs, rubbed through a sieve, and sufficient oil and vinegar to make the consistency of cream, using twice as much oil as vinegar. Pour over the asparagus and shrimps.

Asparagus salad

(Contributed)

Asparagus tips heaped on lettuce leaves and served with French, mayonnaise or boiled dressing, poured over all, make a very good salad.

Endive salad

(Contributed)

Use the well-blanchéd leaves only. Wipe these with a damp cloth. Pour over this a French dressing and serve with roasted game.

Sweetbreads and cucumber salad

(Contributed)

Marinate one pair of sweetbreads in French dressing. Chill thoroughly. Drain and mix with equal parts of sliced cucumber ;

cover with French dressing into which has been stirred whipped cream.

Spinach salad

(Contributed)

Select the young, tender leaves from the center of the stock; wash carefully, drain and chill and serve with French dressing.

Lenten salad

(Contributed)

Line the bottom of the salad-dish with crisp lettuce leaves. Fill the center of the dish with cold boiled or baked fish, cut into pieces, and pour over it a pint of mayonnaise dressing. Garnish with rings of hard-boiled eggs.

Apple and cress salad

(Contributed)

Pare and cut into small pieces four medium-sized apples. Pour over this a French dressing. Pick carefully the leaves from a bunch of cress. Arrange around the outside of the salad-dish and heap the apples in the center of the dish.

Strawberry salad

(Contributed)

Choose the heart from a nice head of lettuce, putting the stems together to form a cup. Put a few strawberries in the center and cover with powdered sugar and one teaspoonful of mayonnaise dressing.

Banana salad

(Contributed)

Sliced bananas, served in the same manner as the strawberries in the above recipe, make an excellent salad.

Veal salad

(Contributed)

Use equal parts of well-cooked cold veal cut into small pieces, and finely-chopped white cabbage. Marinate the veal for two hours. Drain and mix with the cabbage. Season with salt and pepper, and a little chopped pickle, and cover with mayonnaise dressing.

Cherry salad

(Contributed)

Stone a pint of large cherries, being careful not to bruise the fruit. Place a hazelnut in each cherry to preserve the form. Chill thoroughly, arrange in a salad dish on lettuce leaves and pour over all a cream mayonnaise dressing.

Peach salad

(Contributed)

Pare a quart of ripe yellow peaches, and cut into thin slices; slice very thin a half cupful of blanched almonds. Mix the fruit and nuts with two-thirds of a cupful of mayonnaise, to which has been added one-third of a cupful of whipped cream. Serve immediately on lettuce leaves.

Ham salad

(Contributed)

Mix equal portions of minced, well-cooked ham and English walnuts or almonds. Serve with mayonnaise on lettuce leaves.

Sweetbreads with celery salad

(Contributed)

Wash the sweetbreads thoroughly and let them stand in cold water half an hour. Boil in salted water twenty minutes and then put in cold water again for a few minutes, to harden. To one cupful of minced sweetbreads add one cupful of diced celery and

one-half cupful of chopped nuts. Cover well with mayonnaise dressing to which some whipped cream has been added.

Green bean salad

(Contributed)

Select fresh string beans and boil until tender in salted water. Or use a good quality of canned string beans. Arrange on a dish and serve with mayonnaise dressing.

Pea salad

(Contributed)

Drain and press through a sieve a can of green peas. Dissolve one box of gelatine in one-fourth of a cup of cold water and stir over a hot fire until heated. Take from the fire and add one-fourth teaspoonful of onion juice, one-half teaspoonful of salt, and a dash of pepper. Serve very cold with the following dressing: Put into a double boiler the yolks of two eggs, two tablespoonfuls of stock and two tablespoonfuls of oil. Stir until thick, take from the fire and add slowly one tablespoonful of tarragon vinegar, one chopped olive and two teaspoonfuls of chopped parsley.

Nut salad

Blanch almond kernels, and when cold and crisp shred into shavings. Mix with these an equal quantity of English walnuts, broken into bits, and pecan kernels. Stir a good mayonnaise dressing into the mixture and heap within curled lettuce leaves.

LUNCHEON FRUITS, COOKED AND RAW

Stewed rhubarb

Select only good, firm stalks, and reject those that are withered. Lay them in cold water for an hour, and cut into half-inch pieces. Put them over the fire in a porcelain-lined saucepan and strew each layer plentifully with sugar. Pour in enough water to cover all, and bring very slowly to a boil. Let the rhubarb stew gently until it is very tender, then remove from the fire. When cold, serve with plain cake.

Rhubarb and raisins

For every cupful of raw rhubarb cut into inch lengths add a third as much of raisins seeded and cut in half. Cook until soft, as directed in last recipe.

Rhubarb and dates

Stone a quarter of a pound of dates, cover with hot water, and cook five minutes. Add three cupfuls of raw rhubarb, cut into inch lengths, and cook, closely covered, until the rhubarb is tender. Sweeten to taste and set aside to cool in a covered bowl, after which set on ice until needed.

Rhubarb and figs

Soak a quarter-pound of figs in warm water for two hours. Cut into small pieces and cook as previously directed with three cups of raw rhubarb, cut into inch lengths, until the rhubarb is tender. Eat cold.

This dish is cooling to the blood, gently laxative and pleasing to the taste.

Stewed gooseberries

Remove the tops and stems from one quart of gooseberries, wash and drain. Put them into a saucepan with barely enough boiling water to cover them. Let them stew until tender. Dissolve one cupful of sugar in one-half cupful of water and boil to a syrup, then mix it with the fruit and set away to cool.

Agate-nickel-steel ware is altogether the best in the market for stewing acid fruits. They should never be cooked in tin or in iron, and unless copper has just been cleaned with vinegar to remove all suspicion of verdigris, the use of it is dangerous. I can not say too much of the ware I have named. It is easily kept clean, durable and safe.

Hot green apple sauce

Utilize in this way early windfalls and unripe summer apples, proverbially dear to the heart of the small boy and harmful to his digestive organs.

Pare and slice thin with a silver knife or with a fruit-knife of Swedish bronze. The crude acid forms an instant and unpleasant combination with steel. As you slice, drop into cold water to keep the color. Cook in an agate-nickel-steel saucepan, with just enough boiling water to keep the apples from burning to the bottom. Fit on a close lid and do not open the pan for half an hour, lest the steam escape. Shake up, and sidewise, every ten minutes to insure uniform steaming. When the half-hour is up open the saucepan, and if the apples are soft rub quickly through a colander of the same ware with the saucepan. Beat in sugar to taste, also a lump of butter—about a tablespoonful to a quart of the stewed fruit; turn into a covered bowl and serve hot. Pass thin graham bread and butter with it.

It is wholesome, anti-bilious and palatable.

Cold apple sauce

Make in the same way of ripe, tart apples, a seasoning with mace or nutmeg to taste. When it has cooled set on ice until wanted.

Stewed apples

Pare and core a dozen tart, juicy apples. Put them into a saucepan with just enough cold water to cover them. Cook slowly until they are tender and clear. Then remove the apples to a bowl, and cover to keep hot; put the juice into a saucepan with a cupful of sugar, and boil for half an hour. Season with mace or nutmeg. Pour hot over the apples and set away covered until cold. Eat with cream.

Baked sweet apples

Wash and core, but do not pare them. Arrange in a deep pudding-dish; put a teaspoonful of sugar and the tiniest imaginable bit of salt into the cavities left by coring; pour in a half cupful of water for a large dishful of apples; cover closely and bake in a good oven forty minutes or until soft.

Eat ice-cold, with cream and sugar.

Stewed prunes

Wash dried prunes and soak them for at least five hours in cold water. Put them into a saucepan with enough water to cover them and simmer very gently for twenty minutes. Now add sufficient granulated sugar to sweeten liberally, and simmer until the prunes are tender. Take from the fire and set aside to cool. Eat with plain cake.

Steamed prunes

Soak as directed above. Place them in a covered roaster and steam steadily for two hours. Make a syrup in a separate vessel with the water left from the soaking. This recipe is especially suited to those who desire but little sugar in prunes, as but little sweetness can be added to the prunes in steaming.

Never boil prunes, as the flavor is thereby injured. When cooked as directed, if the syrup is not heavy enough to suit, remove the prunes from the syrup and boil the syrup down to the required consistency.

Stewed prunelles and sultanas

Prunelles are more than subacid, and need the modifying influence of sweeter fruits. Allow equal parts of prunelles and of the small sultana raisins. Wash the fruit in tepid water, and soak it in enough cold water to cover it for several hours, on the back of the range. Draw them forward where they will simmer gently until soft. Add sugar to taste, let the syrup boil up once, then set away to cool.

Dried apples and peaches

The prejudice against the dried apple of commerce is pronounced, and founded upon traditions we should have outlived. The kiln-dried fruit of to-day is a respectable edible and capable of excellent results. It is especially good if mixed with equal parts of dried peaches, soaked for three hours in just enough tepid water to cover the fruit (having been first washed); then put over the fire with the water in which they were soaked, and simmer tender. Rub through a colander, add sugar, cinnamon and cloves to taste, and let the mixture get perfectly cold.

Stewed cherries

None of our small fruits are more injured by transportation than these same luscious and ruddy lobes. If you must buy cherries which are brought from a distance and are, of necessity, several days old, cook them if you regard the welfare of the digestive organs of your family. The verse that tells us "cherries are ripe" would be more reassuring if it also informed us that they were recently picked.

Wash and pick over carefully; put over the fire in a "safe" saucepan, such as I have already indicated, with just enough water to prevent burning, cover closely and stew until soft, but not broken. Strain off the liquor; set aside the cherries in a covered bowl, add three tablespoonfuls of sugar to each pint of the juice, return to the fire; boil fast for half an hour and pour over the fruit. Keep covered until cold.

Raw cherries

To be eaten at their raw best they should be kept in the ice-box until needed. Then they may be served with their stems still on in a glass bowl with fragments of ice scattered among them.

Sugared cherries

Use large, firm cherries for this dish. Have in front of you a soup-plate containing the whites of three eggs mixed with five tablespoonfuls of cold water, another plate filled with sifted powdered sugar at your right, the bowl of cherries at your left. Dip each cherry in the water and white of egg, turn it over and over in the sugar and lay on a chilled platter to dry. When all are done sift more powdered sugar over the fruit and arrange carefully on a glass dish.

Glacé cherries

Select firm, sweet cherries from which the stems have not been removed. Into a perfectly clean porcelain-lined saucepan put a pound of granulated sugar and a gill of cold water, and boil to a syrup. Do not stir during the process of cooking. Try the syrup occasionally by dropping a little in cold water. When it changes to a brittle candy it is done. Remove the saucepan at once from the fire and set it in a pan of boiling water. Dip each cherry quickly in the hot syrup and lay on a waxed paper to dry. If the syrup shows signs of becoming too thick, add more boiling water to that in the outside pan. When all the cherries have been "dipped" stand them in a warm place to dry.

Pineapple and orange

Cut the top from a pineapple and carefully remove the inside, so that the shell may not be broken. Cut the pulp into bits, mix it with the pulp of three ripe oranges, also cut very small, and liberally sweeten the mixture. Smooth off the bottom of the pineapple shell so that it will stand upright, refill with the fruit pulp, put on the tip and set in the ice for three hours.

Creamed peaches

Lay large, ripe free-stone peaches on the ice for several hours, peel, cut them in half and remove the stones. Whip half a pint of cream light, with two tablespoonfuls of powdered sugar. Fill the hollows left by the stones to heaping with the whipped cream. Keep in the ice-box until time to serve the fruit.

Grapefruit and strawberries

Cut grapefruit in half and remove the tough fiber and part of the pulp. Chop this pulp and add it to mashed and sweetened strawberries. Refill the grapefruit rinds with the mixture, and set on the ice for an hour or two.

Strawberries and cream

Cap the berries, one at a time, using the tips of your fingers. The practice of holding capped berries in the hollow of the hand until one has as many as the space will accommodate, is unclean and unappetizing. Cap them deftly and quickly, letting each fall into a chilled bowl, and do this just before serving, keeping in a cool place until they are ready to go to table. Pass powdered sugar and cream, also ice-cold, with them.

Raspberries and cream

Follow the directions given in last recipe.

Bartlett pears and cream

Select sweet, ripe pears and lay them in the ice for two hours. Do not peel until just before they are needed. Pare deftly and quickly, slice, sprinkle with sugar, cover with cream and serve.

Bananas and cream

Bananas are very good treated as the pears were in the last recipe. It is a good plan to bury these in the ice until wanted for dessert. Then the hostess may, at the table, quickly peel and slice them into different saucers. Bananas thus prepared do not have time to become discolored from exposure to the air.

SWEET OMELETS

Apple sauce omelet (baked)

Beat the yolks of seven eggs light; stir into them five tablespoonfuls of powdered sugar and a cupful and a half of sweetened apple sauce. Beat long and hard, stir in the stiffened whites, beat for a minute longer and turn into a greased pudding-dish. Bake, covered, for about ten minutes, then uncover and brown. Serve at once with whipped cream. It is also good served with a hot sauce made by the following recipe:

Into a pint of boiling water stir a half-cupful of sugar, and when this dissolves add a teaspoonful of butter, the juice and the grated rind of a lemon and the stiffened white of an egg. Beat for a minute over the fire, but do not let the sauce boil.

Jam omelet

Beat the yolks of five eggs light with a heaping tablespoonful of powdered sugar. Into this stir a teaspoonful of corn-starch dissolved in three tablespoonfuls of milk, then the stiffened whites of the eggs. Cook in a frying-pan until set; spread with strawberry jam, fold and serve as dessert.

Omelet soufflé

Beat the yolks of five eggs very light, adding, gradually, four tablespoonfuls of powdered sugar. In another dish whip the whites to a standing froth. With a few long strokes blend the two; pour into a buttered bake-dish and bake quickly. Sift powdered sugar on the top at the end of two minutes, and very quickly, as the omelet will fall if the oven stands open even a few seconds. Serve at once in the bake-dish.

Orange omelet

(Contributed)

Beat the yolks of five eggs together until thick and lemon-colored. Add five tablespoonfuls of orange juice, the grated rind of one orange and five tablespoonfuls of powdered sugar. Then fold in lightly the beaten whites of four eggs. Put a little butter in an omelet pan, and when hot pour in the omelet mixture and spread in evenly. Let it cook through, but not harden. Fold the edges over and turn out upon a hot dish. Serve with a dressing of sliced oranges and powdered sugar.

Omelet with marmalade

(Contributed)

Beat the yolks of three eggs very light. Then fold in the whites beaten dry. Turn into an omelet pan in which one teaspoonful of butter has been melted. Spread the omelet evenly and cook over a slow fire to set the eggs. Then put in the oven until done. Spread one-half of the omelet with marmalade, fold and serve on hot platter.

Queen Mab omelets

Beat four eggs, the yolks as smooth as cream, the whites to a standing froth. Into the yolks whip three tablespoonfuls of powdered sugar. Mix all together, add a tablespoonful of thick cream, whip lightly and pour into buttered "nappies," filling each half-way to the top. Set in a pan of boiling water in a quick oven and bake five minutes, covered. Turn out upon a hot platter, sift powdered sugar over them and serve at once.

FAMILIAR TALK

A commonsensible talk with the nominal mistress of the house

THERE is not that household in the land where servants are employed which is not measurably dependent upon them for peace of mind as well as for comfort of body. Every housewife who reads this will recall the sinking of heart, the damp depression of spirit, which has suddenly overtaken a cheerful mood when the kitchen barometer beckoned "storm" or "change." Such an overtaking is not an affliction, but it sometimes comes dangerously near to sorrow. The independent maid of all work has it in her power to alter the family plans with a word, when that word is "going." Should she elect to stay, her lowering brows and sharp or sullen speech abash a mistress who quails at little else. In wealthier households a domestic "strike" involves panic, disorder and suffering.

I know of a wet-nurse whose abandonment of her infant charge, without a word of warning, at ten o'clock one Saturday night, caused a long and terrible illness, resulting in infantile paralysis. A cook who had lived in one family for three years resented the arrival of unexpected guests, packed her trunk and left her mistress to get dinner. The lady was in delicate health and all unused to such work. She became overheated and exhausted, took a heavy cold, which ripened into pneumonia, and died three days after the cook's desertion.

I need not multiply illustrations of the helplessness of American housewives in the face of such disasters, and the possibility that these may befall any one of us. We have no redress. The women who helped organize the "Protective League" know this. The law does not protect the employer. Public opinion gives her no support. The cook whose fit of temper cost a kind mistress

her life was recommended to me within a month after an event that should have shocked the moral sense of every housewife in the community, and recommended by a friend of the murdered woman and of myself. When I exclaimed in surprise, I was told: "We can not be judges of our neighbors' domestic affairs."

There is no class spirit among us. For some reasons this is a matter of congratulation to us and the public. All that is needed to make the opening gulf between mistresses and maids impassible is organization on our part, which signifies open war. It is, nevertheless, I note in passing, patent that there should be a code of honor among us with regard to employment of those who have proved absolutely untrustworthy in other households.

We are not true to one another in this matter, and our employées, who are held together by the unwritten laws of a union, none the less strong because nameless and informal, know this as well as we do. The knowledge is one of the most potent weapons in their armory.

Let this pass for the present. I would direct your attention, my sister-worker in the home missionary field, to the brighter side of the vexed question.

After forty years' careful study of this matter of domestic service—study carried on in other lands as well as in our own—I record thankfully my conviction that the domestics in well-regulated American homes are better cared for, better paid and more thoroughly appreciated than any other class of working women in this country or abroad. I record, likewise and confidently, that the proportion of faithful, valued and even beloved domestics among us is much larger than that of indifferent or worthless. Most cheerfully and thankfully I add to this record that, personally, I have a list of honest, virtuous, willing workers, whose terms of service in my family varied from three to thirteen years, and who went from my house to homes of their own, bearing with them the cordial esteem of those they had served. Nor is my experience singular, even in these United States. It is so far from being exceptional that I deprecate, almost as an individual grievance, any attempt to organize those who should be our coworkers into a faction that considers us as

"the opposition." It is a putting asunder of those whom a mutual need should join together.

Backed by my two-score years of experiment and action, I dare believe that a leaf or two from my book of household happenings may be of service to younger women and novices in the profession which absorbs the major part of our time and strength.

To begin with—beware of discouragement during the early trial-days of the new maid. Be slow to say, even to yourself: "She will never suit me!" The first days and weeks of a strange "place" are a crucial test for her as for you, and she has not your sense of proportion, your discipline of emotion and your philosophical spirit to help her to endure the discomforts of new machinery.

Looking back upon my housewifely experiences, I am moved to the conclusion that the domestics who stayed with me longest and served me best were those who did not promise great things in their novitiate.

One—"a greenhorn, but six weeks in the country"—frankly owned that she knew nothing of American houses and ways. She was "willing to learn," and—with a childish tremble of the chin—"didn't mind how hard she worked if people were kind to her." I think the quivering chin and the clouding of the "Irish blue" eyes moved me to give her a trial. She did not know a silver fork from a pepper cruet, or a tea-strainer from a colander, and distinguished the sideboard from the buffet by calling the one the "big," the other the "little dresser." She had been with me a month when I trusted her to prepare some melons for dessert, giving her careful and minute directions how to halve the nutmeg melons, take out the seeds and fill the cavities with cracked ice, while the watermelon—royal in proportions and the first fruits of our own vines—was to be washed, wiped, and kept in the ice-chest until it was wanted.

At dinner the "nutmegs" appeared whole; the watermelon had been cut across the middle and eviscerated—scraped down to the white lining of the rind—then filled with pounded ice. The succulent sweetness, the rosy lusciousness of the heart, had gone into the garbage can.

Nevertheless, I kept blue-eyed Margaret for eight years. She stands out in my grateful memory as the one and only maid I have ever had who washed dishes "in my way." Never having learned any other, she mastered and maintained the proper method.

The best nursery-maid I ever knew, and who blessed my household for eleven years, objected diffidently at our first interview to giving a list of her qualifications for the situation. She "would rather a lady would find out for herself by a fair trial whether she would fit the place or not." I engaged her because the quaint phrase took my fancy. She proved such a perfect fit that she continued to fill the place until she went to a snug home of her own.

What may be called the New Broom of Commerce has no misgivings as to her ability to fill any place, however important. Upon inquiry of the would-be employer as to the latter's qualifications for that high position, the N. B. of C. may decline to accept her offer of an office which promises more work than "privileges." But she could fill it—full—if she were willing to "take service" with the applicant.

One of the oddest incongruities of the new-broom problem is that we are always disposed to take it at its own valuation. With each fresh experiment we are confident that—at last!—we have what we have been looking for lo! these many years. She is a shrewd house-mother who reserves judgment until the first awkward week or the crucial first month has brought out the staying power or proved the lack of it.

Officious activity in unusual directions is a bad omen in the New Broom of Commerce. In sporting parlance, I at once "saw the finish" of one whom I found upon the second day of service with me washing a window in the cellar. She "couldn't abide dirt nowhere," she informed me, scrubbing vehemently at the dim panes. I had just passed through the kitchen where a grateful of fiery coals was heating the range plates to an angry glow. All the drafts were open; the boiler over the sink was at a bubbling roar; upon the tables was a litter of dirty plates and dishes; pots, pans and kettles filled the sink.

It is well to have a care of the corners, but the weightier matters of the law of cleanliness are usually in full sight.

I once knew a woman who, deliberately, and of purpose, changed servants every month. She said no new broom lasted more than four weeks, and when one became grubby and stumpy she got rid of it. Her house was the cleanest in town and her temper did not seem worse for friction.

Another woman who, strange to tell, lived to be ninety years old, "liked moving" and never lived two years in one and the same house. She maintained that she kept clear of rubbish by frequent flittings, and enjoyed rubbing out and beginning again. Personally, I should have preferred a clean, lively conflagration every three years or so, but she threw upon nomadism.

In minor details of housewifery, as in more important, make up your mind how you will manage the home and turn a deaf ear to gratuitous suggestions from people whose own households would be better conducted if their energies were concentrated.

Let one example suffice: A so-called reformer felt herself called in (or out of) the Gospel of Humanity, the other day, to inveigh in a parlor lecture upon the unkindness and general unchristianliness of the maid's cap and apron which all would-be stylish mistresses insist upon. "Have I, a Christian woman in a republic," cried the oratress, "the right to put the badge of servitude upon my sister woman, because, having less money than I have, she is obliged to earn her living? Do I not tend to degrade, instead of elevating her?"

"Of a piece with the cap and apron is the black dress, now 'the thing' for girls in domestic service. Why should not Bridget and Dinah exercise their own right in dress as well as I?"

These questions have been put to me many times by women who think and act for themselves without regard to arbitrary conventionalities.

I am so well assured that most conventionalities have a substratum of common sense that I am slow to condemn any one of them.

I dispute, at the outset, the insinuation that black dress, white cap and apron are a badge of servitude. I know no more independent class of women than trained nurses, no more arbitrary

men than railway officials. I should certainly never consider the distinctive garb of the Sisters of Charity—Protestant or Roman Catholic—as degrading. The idea of humiliation attached to the uniform of housemaid and child's nurse in the mind of employees or employer is founded upon the conviction that domestic service demeans her who performs it. This is precisely the prejudice which sensible, philanthropic women are trying to beat down—a prejudice that has more to do with the complications of the servant question than all other influences combined. If I hesitate to ask a maid entering my service to wear the uniform of her calling, I intimate too broadly to be misunderstood that there is something in that service which would demean her were it generally known that she is in it.

I had one maid, years ago, who would not run around the corner to grocery or haberdasher's without taking time to put on her Sunday coat and hat, and to lay off her apron. When I spoke to her of the absurdity and inconvenience of this, she confessed, blushing, that the porter at the grocery was "keeping company with her," and "it was nat'ral a gurrel should want to look her best when she was like to see him."

"Ah," I said, "doesn't he know what your position is in my house? Has he never seen you in cap and apron?"

"Shure, mem! Every day when he fetches the groceries."

"Then, if he is a sensible fellow, he will respect you all the more for not pretending to be what you are not. Since he knows what your business is, show him that you are not ashamed of it. You are as respectable in your place as he is in his—as I am in mine—always providing that you respect your service and yourself."

Call the distinctive dress of your maid a "uniform," not a livery. Point out to her the examples of trained nurses, of railway conductors, of the very porters who "keep company" with her; the policemen she admires afar off; the soldiers, whose brass buttons dazzle her imagination. Remind her that saleswomen in fashionable shops wear the black gown, white apron, deep liner collar and cuffs and pride themselves upon looking their best in them. Especially make her comprehend (if you can, for the way

of the untrained mind are past finding out), that she has an honorable calling and need not be ashamed to advertise it.

Congratulate yourself, above all, that a sensible fashion holds back Bridget and Dinah from the "exercise of their own taste in dress." The modification of that taste wrought by the neat and modest costume prescribed by a majority of modern housewives may be in itself a good thing, sparing the eyes of spectators of her toilettes when she becomes "Mrs." and independent, and the purse of the porter, or truckman, or mechanic, who will have to pay for them.

I have laid stress upon the advantages of long terms of service, to maid and to mistress. Like all other good things it has its perils and its abuses to be avoided.

Two-thirds of the scandals that poison the social atmosphere steal out, like pestilential fogs, through servants' gossip. We discuss "the girl" in our bedchambers, and if so much stirred up by her works and ways as to forget what is due to our ladyhood, compare notes in the parlor as to these same works and ways. Being well-bred women, the traditions of our caste prevent us from making domestic grievances the staple of drawing-room conversation and the marrow of table-talk. The electroplated vulgarian never calls attention more emphatically to the absence of the "Sterling" stamp upon her breeding, than when she chatters habitually of the virtues and the faults of her household staff.

On the other hand, the most sophisticated of us would be amazed and confounded if she knew what a conspicuous part she plays in talk below stairs and on afternoons and evenings "out."

Thackeray, prince of satirists, puts it cleverly :

"Some people ought to have mutes for servants in Vanity Fair—mutes who could not write. If you are guilty—tremble! That fellow behind your chair may be a Janissary with a bow-string in his plush breeches pocket. If you are not guilty, have a care of appearances, which are as ruinous as guilt."

We should be neither shocked nor confounded that these things are so. If we are mildly surprised, it argues ignorance of human

nature, and of the general likeness of one human creature to another, that proves the whole world kin. When mistresses in Parisian toilettes, clinking gold spoons against Dresden as they sip Bohea in boudoir or drawing-room, raise their eyebrows or laugh musically over the latest bit of social carrion in "our set"—Jeames or Abigail, who has caught a whiff at a door ajar, or through a keyhole, is the lesser sinner in serving up the story in the kitchen cabinet. The domestics are in, yet not of, the employer's world, living for six and a half days of the week among people with whom they have no affinity by nature or education. Where we would talk of "things," the lower classes discuss what they name "folks." Their range of thought is pitifully narrow; the happenings in their social life are few and tame. What wonder if they retail what we say and do and are, as sayings, doings and characters appear to them?

What would be extraordinary, if it were not so common, is the opportunity gratuitously afforded in—we will say, guardedly—one family out of three for the collection of material for these sensations of the nether story. I speak by the card in asserting that the influence gained by the confidential maid over her well-born, well-mannered, well-educated mistress is greater than that possessed by any friend in the (alleged) superior's proper circle of equals.

Without taxing memory I can tell off on my fingers ten gentlewomen, in every other sense of the word, whose intimate confidantes are hirelings who were strangers until they entered the employ of their respective mistresses(?). We need not cross the ocean to listen with incredulous horror to insinuations and open assertions as to the hold a gigantic Scotch gilly acquired over a royal widow. Our next-door neighbors on both sides and our acquaintances across the way are in like bondage.

I have in mind one of the best and most refined women I ever knew whose infatuation for her incomparable Jane was the laughing-stock of some, the surprise and grief of others. Jane disputed the dear soul's will, oft and again; gave her more advice than she took, and, behind her back, ridiculed her unsparingly—as many of the mistress's friends were aware. The dupe would

resign the affection and society of one and all of her compeers sooner than part with Jane.

Another "just could not live without my Mary." The remote suggestion throws her into a paroxysm of distress. Her own husband knows it to be necessary to warn her not to tell this and that business or family secret to Mary, knowing, the while, in his sad soul, the chances to be against her keeping her promise not to share it with her factotum.

Ellen is the bosom friend of a third; Bridget is the right hand, the counsellor and colleague of a fourth. A fifth confides to her second-rate associates that her faithful Fanny knows as much of family histories (and there are histories in the clan) as she does, and that she—the miscalled mistress—takes no step of importance without consulting her.

Perhaps one man in five hundred is under the thumb of his employee, and then because the underling has come into possession of some dangerous secret, or has a "business hold" upon him.

Have wives more need of sympathy? or are they less nice in the choice of intimates, and more reckless in confidences?

LUNCHEON CAKES

Huckleberry shortcake

SIFT two heaping teaspoonfuls of baking-powder and one of salt into a quart and a pint of flour. Chop into this two table-spoonfuls of cottolene or other fat and two of butter. Beat two eggs light and add them to a pint of sweet milk. Make a hole in the flour, pour in the milk and egg, and mix with a wooden spoon. Turn out upon a pastry board and roll into two sheets, about a third of an inch in thickness. Line a greased biscuit-pan with one sheet, cover it three-quarters of an inch thick with huckleberries, strew these with granulated sugar, fit the upper sheet of dough on the pan and bake in a steady oven until done. Cut into squares and send to table. Split, and eat with butter and sugar.

Currant shortcake

Mash a quart of ripe red currants and stir into them two cups of granulated sugar. Cover and set aside for half an hour.

Make a dough as for quick biscuit, only using a tablespoonful more butter than usual. Roll into a large round biscuit about ten inches in diameter. Bake, and, as soon as done, split open, spread with butter and then with half the sweetened currants. Replace the top of the biscuit and pour the remainder of the currants and juice over and around the shortcake. Serve at once.

Hot strawberry shortcake

Mash a quart of berries, sweeten them with plenty of granulated sugar, and let them stand for an hour and a half.

Into a pint of flour sift a teaspoonful of baking-powder, and

half a teaspoonful of salt. Chop into this one tablespoonful of butter until it is thoroughly incorporated. Add enough milk to make a dough that can be easily handled. Turn this upon a floured pastry-board, roll lightly into a huge biscuit as large as a pie-plate. Put into a greased pan and bake in a quick oven. When done, split open quickly, spread with butter, then thickly with the mashed berries, put the two halves together again, pour the remaining mashed berries over the entire cake, and serve very hot.

Cold strawberry shortcake

Cream two tablespoonfuls of butter with a cup of powdered sugar. Beat three eggs light, add to them a quarter of a cup of cream, and stir into the creamed butter and sugar. Beat long and hard before adding a cupful of flour sifted twice with a teaspoonful of baking-powder. Grease three jelly-cake tins, half-fill with the batter and bake in a quick oven. When cold, remove the cakes from the tins, spread each layer with halved strawberries, sprinkle with sugar and pile on a dish. Serve with an abundance of cream.

Scotch shortcake

(Contributed)

Cream a half-pound of fresh butter with a quarter-pound of sugar, and work into it with the hands a pound of flour. Knead long, then turn upon a pastry-board and press into a flat sheet half an inch thick. Cut into squares and bake until light-brown and crisp.

Orange shortcake

(Contributed)

Sift into one and one-half cupfuls of flour one-half cupful of corn-starch, one level teaspoonful of baking-powder and one-half teaspoonful of salt. Rub into this with the tips of the fingers one-third of a cup of butter and moisten with milk enough to make a soft dough. Divide the dough in halves and spread over

the bottom of two tins. When done butter the cakes, sift over each powdered sugar, and put between them thin slices of peeled oranges.

German coffee cake (No. 1)

Two cupfuls of scalded milk, one cupful of water, one yeast-cake (one-cent size), one cupful of sugar, one-half cupful of butter, two eggs, a little salt.

Cream sugar and butter, add milk and yeast dissolved in the water, the salt and eggs, well-beaten. Thicken with enough flour to make a batter that can be stirred with a spoon. Beat well and set to rise for about three hours. When light, add enough flour to enable you to roll it out. Roll about an inch thick, and place in long, shallow pans. Set to rise. When light, drop over the top bits of butter about the size of a hickory-nut, and sprinkle generously with sugar and a little cinnamon. Bake about thirty minutes.

German coffee cake (No. 2)

To two cupfuls of soft bread sponge that has been allowed to rise, add one-half cupful of warm milk, a little salt, one-quarter cupful of melted shortening, two eggs, beaten with three-quarters of a cup of sugar. Add one-half grated nutmeg, some raisins or currants, and as much warmed flour as can be worked in with a spoon. Put it into a greased tin and let it rise. When very light, moisten the top with milk, sprinkle with sugar and cinnamon, and bake in a slow oven forty minutes. Cover with brown paper until almost done.

Potato cake

Two cupfuls of white sugar, one cupful of butter, four eggs, one-half cupful of milk, one cupful of potatoes, one teaspoonful, each, of cinnamon and cloves, one-half cup of chocolate, two cups of flour, two teaspoonfuls of baking-powder, one cup of almonds. Blanch and chop almonds; grate cold boiled potatoes; beat eggs separately, adding whites last. Bake in a shallow pan in a moderate oven, and cover with caramel frosting.

Huckleberry cake

Sift a scant quart of flour twice with two teaspoonfuls of baking-powder. Cream together one cupful of butter and two of sugar, add to them five beaten eggs, a cup and a half of milk, a half-teaspoonful, each, of powdered cinnamon and nutmeg and the prepared flour. Last of all, stir in a cupful of huckleberries thoroughly dredged with flour. Bake in greased muffin tins in a steady oven.

This excellent cake is better when twenty-four hours old than when freshly baked.

Apple cake

Cream together a half-cupful of butter and two cupfuls of sugar, and beat into them a half-cupful of milk and five whipped eggs. Last of all, add three cupfuls of flour into which have been sifted two small teaspoonfuls of baking-powder. Bake in layers. When cold, make the filling by heating in a double boiler a cupful of apple sauce, adding sugar to taste, and then beating in gradually the yolks of two eggs and the juice of a lemon. Cook, stirring, for a minute, and set aside until cold before spreading on the cake.

Springleys (No. 1)

(A German recipe.)

Beat one pound of granulated sugar for ten minutes with four eggs, leave for an hour, then add one tablespoonful of lemon extract, and one teaspoonful of hartshorn. Work in enough flour (about two pounds) to make it stiff enough to roll out. Powder the forms with flour before using, so as to prevent sticking. Cut apart and lay on a smooth slab until morning. Sprinkle anise seed in the bottom of the tins before putting cakes in. Bake in a quick oven and watch very closely in order to keep them from burning.

Springerlein (No. 2)

(An old German recipe.)

One cup of powdered sugar, rolled fine, sifted and warmed. Four large eggs. Grated rind of one lemon. One pound of flour thoroughly dried and sifted three times. One-half teaspoonful of baking-powder sifted thoroughly with the flour.

With a silver or wooden spoon stir the sugar and eggs steadily for one hour, stirring one way, add rind of lemon, flour and baking-powder, mix quickly into a loaf-shape without much handling. Set aside in a cool place for two hours. Flour your baking-board lightly—take a small piece of dough, which by this time must be stiff enough to cut with a knife, roll out to about a quarter of an inch thick. Put about two tablespoonfuls of flour in a small cheese-cloth bag and with this lightly dust the mold. Press the dough on the mold, lightly but firmly with the finger tips, then turn the mold over and carefully remove. With a cutter cut off surplus dough, put with remainder and proceed as before. Use as little flour as possible in rolling out. Put a cloth on the table, sprinkle it with anise-seed, lay the cakes on this and stand them for twelve hours in a cool room. Bake in a moderate oven in lightly-buttered pans. This recipe will make from sixty-five to seventy-five cakes.

Currant bun

Warm a cupful of cream in a double-boiler, take it from the fire and stir into it a cupful of melted butter, which has not been allowed to cook in melting. Beat three eggs very light, add them to the cream and butter, then stir in a cupful of sugar. Dissolve a half-cake of yeast in a couple of tablespoonfuls of water, sift a good quart of flour, make a hollow in it, stir into it the yeast and then, after adding to the other mixture, a teaspoonful, each, of powdered mace and cinnamon, put in the flour and the yeast. Beat all well for a few minutes, add a cupful of currants that have been washed, dried and dredged with flour, pour into a shallow baking-pan, let it rise for several hours, until it has

doubled in size; bake one hour in a rather quick oven; sprinkle with fine sugar when done.

Cinnamon buns

Save a cupful of bread dough from the second rising. Cream a half-cupful of butter with a half-cupful of sugar, stir in a well-beaten egg and work these into the dough. Now add a half-teaspoonful of cinnamon, a teaspoonful of soda, dissolved in a little hot water and a half-cupful of cleaned currants, dredged with flour. Knead for several minutes, form into buns, set to rise for a half-hour, then bake.

Parkin

Mix together three pounds of oatmeal, a pound and a half of molasses, a half-pound of butter creamed with a half-pound of sugar, a dash of ginger and as much baking-soda as will lie upon a shilling, dissolved in a little boiling water. Mix thoroughly and bake in flat pans.

Grandmother's apple cake

(From an old family recipe.)

Three cups of dried apples stewed slowly in two cups of molasses, then set aside to cool. Three cups of flour; two-thirds of a cup of butter; two cups of brown sugar; one-half cup of raisins; currants and grated lemon peel, mixed; eight teaspoonfuls of water, one level teaspoonful of soda dissolved in the water, three eggs, spices to taste.

This cake will keep for weeks. It is better when a few days old than when first made.

The apples should be carefully washed, first in warm, then in cold water, lying in this last for half an hour. Drain and toss in a towel before adding the molasses.

In the "old times" the quantity of cake made by this recipe asted the children a month.

Bun loaf

(An English recipe.)

Cream together half a cupful of mixed butter and lard with a half-cupful of brown sugar; beat into this one egg and work both into a cupful of bread dough that has had its second rising. Work in, also, half a teaspoonful of cinnamon and quarter of a grated nutmeg, half a cupful of mixed raisins and currants, the raisins seeded and chopped, the currants washed and dried, and both dredged with flour, a tablespoonful of citron shredded and also dredged, and knead all well for three or four minutes. Make into a loaf, let it rise half an hour and bake in a moderate oven.

Fruit cake (No. 1)

One cupful of butter; one and a half cupfuls of powdered sugar; two cupfuls of flour; six eggs; half a pound, each, of raisins and currants; quarter-pound of citron; teaspoonful of cinnamon and nutmeg; half teaspoonful of ground cloves; three tablespoonfuls of brandy.

Cream butter and sugar, beat in the whipped yolks of the eggs, stir in the flour, the spice, the raisins, seeded and chopped; the currants, washed; the citron, shredded, and all the fruit, well dredged with flour, then the whites, beaten stiff, and the brandy. Bake about two hours in a steady oven.

Fruit cake (No. 2)

Seed and chop a quarter of a pound of raisins; stem and wash a quarter of a pound of currants; and mince three tablespoonfuls of citron. Mix all this fruit together and thoroughly dredge with flour.

Rub to a cream a generous cupful of powdered sugar and a half-cupful of butter, and beat into this five whipped eggs. Now add half a teaspoonful, each, of ground cinnamon, nutmeg and mace, and stir in a cupful of flour. Last of all, add the fruit, turn into a greased cake tin and bake steadily, not fast, until done. This will probably take from an hour to an hour and a half.

Fruit cake (No. 3)

Cream one cupful of butter with two cupfuls of powdered sugar, beat the yolks of six eggs and add to the butter and sugar. Put in two and a half cupfuls of sifted flour, half a pound, each, of seeded and chopped raisins, and of washed and dried currants, a quarter of a pound of shredded citron, all well dredged with flour, and a teaspoonful, each, of cinnamon and grated nutmeg. Last of all, put in the whites of the eggs beaten stiff. Bake in a steady oven.

Christmas fruit cake

This cake may be made as long before Christmas as you desire, as it will keep for months. Cream together a half-pound, each, of butter and sugar, and stir in six beaten eggs. Now beat in one teaspoonful, each, of powdered nutmeg, cloves and cinnamon, one cupful of flour, a half pound, each, of cleaned currants, seeded and chopped raisins, and a quarter of a pound of shredded citron—all thoroughly dredged with flour. Last of all, add a tablespoonful of rose water. Turn into a deep tin, well greased, and bake in a steady oven until done.

Pound cake

One pound, each, of butter, of sugar, of eggs, of flour; one tablespoonful of brandy, one-half teaspoonful of mace.

Cream butter and sugar, beat whites and yolks separately and very light. Add the brandy and mace to the creamed butter and sugar, stir in the yolks, and, after beating hard for a couple of minutes, add the flour and whites alternately, whipping them in lightly, but not stirring after they have gone in. A pound cake batter should be as stiff as it can be stirred. Bake in brick tins, or in small pans in a steady oven, covering with paper to prevent too quick browning.

Grafton cake

Cream together three tablespoonfuls of butter with two cupfuls of sugar and beat into these the yolks of three eggs, whipped

light. Add a cupful of cold water and two cupfuls of sifted flour. Stir in, then, the whites of the eggs, beaten stiff, and another cupful of flour into which has been sifted a heaping teaspoonful of baking-powder. Flavor with a half-teaspoonful of nutmeg and cinnamon, mixed.

Gold cake

Cream together a cupful of butter and two cupfuls of sugar. When well blended, stir in the beaten yolks of four eggs and a scant cupful of milk. Now add, gradually, enough prepared flour to make a good batter, and, at the last, the juice and grated rind of one orange. Turn into a greased tin and bake until a straw comes out clean from the thickest part of the loaf. Frost with an icing made by beating a cupful of powdered sugar into the unbeaten white of one egg. When light and smooth, add a teaspoonful of orange juice and a tablespoonful of grated orange peel.

Silver cake

Cream together a cupful of sugar and a half-cupful of butter, and beat into them the whites of four eggs, then a half-cupful of cold water. Sift a pint of flour with a heaping teaspoonful of baking-powder and add this gradually, beating to a light batter. Stir in, at the last, a teaspoonful of rose-water and bake in a loaf. Cover with icing flavored with rose-water.

Chocolate loaf cake (No. 1)

Cream together a cupful of sugar and a half-cupful of butter; add a cupful of milk, four beaten eggs, and three ounces of grated chocolate dissolved in a little milk. Beat all hard, then stir in quickly two cupfuls of sifted prepared flour; flavor with vanilla and turn all into a greased cake tin. Bake in a steady oven until a straw comes out clean from the thickest part of the loaf.

Chocolate loaf cake (No. 2)

Dissolve eight tablespoonfuls of sweet grated chocolate in a gill of hot milk. Rub to a cream a half-cupful of butter and a

large cupful of sugar, and into this beat five whipped eggs, the dissolved chocolate, a pint of prepared flour and a teaspoonful of vanilla. Turn into a loaf-tin and bake. Cover with chocolate icing.

Cocoanut and citron layer cake

Rub together three-quarters of a cupful of butter and a cupful and a half of powdered sugar. When this mixture is like a soft cream, add six eggs, beaten light, a cupful of water, and three cupfuls of flour sifted twice with a heaping teaspoonful of baking-powder. If the batter should be too thin, add cautiously a little more flour. Pour into three greased layer-cake tins, and bake to a delicate brown.

Whip a pint of cream stiff with a generous half-cupful of powdered sugar. Have ready a fresh cocoanut, grated. Beat this into the whipped cream. When the cake is cold, spread each layer of it with this mixture, and sprinkle with minced citron. On the top layer heap the cocoanut cream, and dot it here and there with bits of the green citron. This cake must be eaten within a few hours after it is made.

Old-fashioned sponge cake

Weigh ten eggs; allow their weight in sugar, and half their weight in flour. Beat the yolks light, whip the sugar into them, stir in half the grated peel and all the juice of a lemon, then the flour, and lastly the whites folded in. Bake in a steady oven.

A good cup sponge cake

Beat the yolks and whites of five eggs separate. Into the yolks stir a cupful of sugar and a small teacupful of flour that has been well sifted with a small teaspoonful of baking-powder. Beat long and hard—if you do it for twenty minutes it will not be too long. Add a teaspoonful, each, of lemon and orange juice and fold in lightly the stiff whites. Bake at once in a loaf tin in a steady oven. It should be done in three-quarters of an hour.

Boiled sponge cake (No. 1)

Eight eggs. The weight of the eggs in sugar, and half their weight in flour. Separate the yolks and whites of the eggs carefully. Beat the yolks very light, add the sugar to them, the juice and grated rind of one lemon, and half the flour. Whip the whites to a stiff froth, add half of these to the batter, stir in the rest of the flour and the remaining whites. Pour into a greased cake-mold, with a tight-fitting top, and put this on the stove in a pot of boiling water. Do not let the water come up over the top of the tin. Boil steadily for at least an hour before looking at the cake. Test then with a straw, and if not done, boil a while longer. The straw should come out clean when the cake is done.

Boiled sponge cake (No. 2)

Beat six eggs light, yolks and whites separately. Bring to boil three-quarters of a pound of sugar and a half-cupful of water. Boil for five minutes and pour gradually, beating steadily, upon the yolks of the eggs. Now whip in the juice of a lemon, a half-pound of prepared flour, and the whites of the eggs, added quickly and lightly. Bake in brick-shaped tins in a steady oven, covering the cake with paper for the first twenty minutes of the baking. The loaf should be done in half an hour.

Raisin bread

Scald a pint of milk and beat into it a teaspoonful of melted butter and one of salt. When the mixture is lukewarm add half a yeast-cake, dissolved in a half-cupful of warm water, and beat in enough flour to make a good batter. Set in a warm room to rise for eight hours. Beat hard, add a cupful of flour and work in a cupful of halved and seeded raisins, plentifully dredged with flour. Set to rise until light, then bake.

Water crackers or wafers

(A Southern recipe.)

Into a half-pound of flour rub a tablespoonful of butter, a little salt, and add enough cold water to make a dough that can be rolled out. Roll very thin, cut out, and roll again. Bake in a floured tin to a pale brown.

Pork cake

(A Yorkshire recipe.)

One pound of fat salt pork free from lean or rind; chop so fine as to be almost like lard, pour upon it one-half pint of boiling water, add two cupfuls of dark brown sugar, one of New Orleans molasses, one teaspoonful of soda stirred into the molasses, one pound of raisins, one pound of dates, chopped; one-fourth of a pound of citron shaved fine. Stir in enough sifted flour to make it the consistency of common cake batter; season with one teaspoonful, each, of cinnamon, cloves, allspice and nutmeg. Bake in a moderate oven.

Kleiner

(A Danish recipe.)

The yolks of six eggs, the yolks and whites of two eggs, one-quarter of a pound of sugar. Whip these together, add two tablespoonfuls of cream, one ounce of melted butter, and work in as much flour as possible, but not more than a pound. Knead this with flour until the dough stops sticking to the fingers. Roll out very thin with a little more flour, and cut in oblong pieces about three inches long, and not quite half as wide. Cut a slit in the middle of each, and bend one end through, so as to make a twist in the middle. Boil in deep cottolene or other fat until light brown. Put up in tin boxes. They will keep for a long time.

Poverty cake

Mix together half a cupful of molasses, half a cupful of sugar, one egg and two tablespoonfuls of melted butter. When these are beaten together thoroughly add one teaspoonful of soda dissolved in half a cupful of cold water, cinnamon or ginger to taste, and one and a half cupfuls of flour. Bake in a shallow pan in a moderate oven for about thirty minutes.

Good, in spite of the name!

Jelly roll

Take four eggs and their weight in butter, sugar and flour. Cream the butter and sugar, add the beaten yolks, and whip for five minutes. Put in the flour, the stiffened whites, and, last of all, a full teaspoonful of baking-powder. Pour into a greased baking-tin, and make the layer not more than half an inch thick. Bake quickly and steadily, turn from the pan while hot, spread with jelly at once and roll. Cover with paper and tie into shape until cold.

Angel cake

Sift a teaspoonful of cream of tartar six times with a half-cupful of flour. Whip the whites of six eggs until they stand alone, then gradually stir into them a half-cupful of granulated sugar and the sifted flour. Beat very hard, turn into a clean, ungreased pan with a funnel in the middle. Bake in a steady oven until a straw comes out clean from the thickest part. Turn the pan upside down upon a clean towel, and as the cake cools, it will slip out of the tin. When cold, ice the bottom and sides of the loaf.

Devil's food

Half a cupful of chocolate, grated; half a cupful of sweet milk; half a cupful of brown sugar. Boil these together until as thick as cream, and let cool.

One cupful of brown sugar; half a cupful of butter; two eggs; two-thirds of a cupful of milk; vanilla flavoring. Mix well, beat

in the boiled mixture and two cupfuls of flour sifted with a heaping teaspoonful of baking-powder. Bake in layers, put together with chocolate filling and cover with a white icing.

Sunshine cake

Sift one cupful of granulated sugar and add it to the yolks of five eggs, first beating these until they are thick. Add a dash of salt. Sift three-quarters of a cupful of flour twice with half a teaspoonful of cream of tartar, and add to the eggs and sugar. Beat for twenty minutes, and fold in the whites of seven eggs whipped stiff with a teaspoonful of white sugar dissolved in one teaspoonful of lemon juice and one tablespoonful of orange juice. Butter a pan, flour it lightly, and bake the cake in a steady oven for forty minutes.

Orange layer cake

Cream three tablespoonfuls of butter with two cupfuls of sugar, add the beaten yolks of five eggs, the juice and half the grated rind of an orange, and three cupfuls of flour—or enough for a batter—sifted with two teaspoonfuls of baking-powder. Last of all, fold in the stiffened whites of three eggs. Bake in layer tins.

Filling for orange cake

Beat the whites of two eggs very stiff with one cupful of powdered sugar; add the juice and half the grated peel of an orange. Whip to a soft cream, and spread between the layers when they are cold.

Almond cake

Blanch enough almonds to make a cupful of them when skinned, and when cold pound to a paste. Or, what is more convenient, buy the almond paste ready prepared. Cream a quarter-pound of butter with a pound of powdered sugar, and beat into this the well-whipped yolks of seven eggs. Now beat in gradually the almond paste, a teaspoonful of rose-water, a quart of sifted flour, and, lastly, the stiffened whites of the eggs. Bake

in a loaf in a steady oven until a straw comes out clean from the thickest part. When cold, ice, flavoring the icing with rose-water and a very little essence of bitter almonds.

Chrysanthemum cake

Half a pint of butter and one pint of sugar rubbed to a cream; the beaten whites of eight eggs, and one and a half pints of flour in which have been sifted one and a half teaspoonfuls of baking-powder, one-half pint of milk and the grated rind of an orange. Color the batter a delicate pink with cochineal, and bake in jelly-cake tins in a moderate oven. Use red sugar for icing.

Daisy cake

Beat the yolks of four eggs very light with a cupful of sugar. Cream a quarter of a pound of butter and stir into the beaten egg and sugar, then add a gill of water into which three teaspoonfuls of cream have been stirred, and flavor with vanilla extract. Now fold in one and a half cupfuls of flour that have been sifted with two even teaspoonfuls of baking-powder. If this quantity makes the batter too stiff, add less, as some flours thicken more than others. Bake in layers. These form the yellow part of the cake. For the white part cream a half cupful of butter with one and a half cupfuls of sugar, add a cupful of lukewarm water and two and a half cupfuls of flour that have been sifted with two teaspoonfuls of baking-powder. Beat hard. Add the juice and rind of one lemon, and fold in the stiffened whites of the four eggs. Bake in layers. When cold, put the layers together, alternating yellow and white, using a boiled icing filling. Use the same icing for the top, coloring it with grated orange peel. When this frosting is firm, make a plain white boiled icing and, with a pastry tube, make of it the form of a daisy on top of the other icing.

Lemon cake

One cupful of butter; two and a half cupfuls of sugar; three eggs, yolks and whites beaten separately; four cupfuls of flour;

one scant teaspoonful of baking-soda dissolved in a little milk; one cupful of sweet milk; the juice and grated rind of two lemons. Beat butter and sugar to a cream, add the yolks, well beaten, then the milk and soda. Then add two cupfuls of the flour, the juice and grated rind of the lemons. Mix again, and, last of all, add the whites of the eggs beaten to a stiff froth. Bake in a hot oven.

White mountain cake

Into three cupfuls of sugar rub one cupful of butter and stir in a half-cupful of sweet milk. Add four cupfuls of prepared flour alternately with the stiffened whites of ten eggs. If you find that the batter is going to be too stiff, do not put in the whole quantity of flour. Bake in layer tins.

Filling for white mountain cake

Boil together a half-pound of sugar and a half-cupful of water until the syrup is thick enough to hang in a thick thread from a fork dipped into it. Stir in, a teaspoonful at a time, the stiffened whites of two eggs, beating them hard into the boiling syrup. Remove from the fire and beat until like thick cream, and cool; then add a teaspoonful of lemon juice. Spread on each layer of the cake, put the layers in a pile on top of one another and pour the remaining icing over the top layer, spreading it smoothly with a knife dipped in boiling water. Sprinkle the whole cake with powdered sugar while the frosting is still moist.

Mocha cake

Cream a half cupful of butter with one and a half cupfuls of sugar. Add three-quarters of a cupful of milk, and the stiffened whites of three eggs alternately with enough prepared flour to make a good batter. Bake in layers.

Filling for Mocha cake

Thicken a cupful of scalding milk with a tablespoonful of corn-starch wet with a little cold milk. Stir over the fire until smooth, then pour gradually on the yolks of three eggs that have been beaten light with a half cupful of sugar. Stir over the fire for three minutes, and set aside until almost cold, when beat in a gill of strong black coffee. Spread upon the cake layers.

Thanksgiving citron cake

Cream a cupful of butter with three cupfuls of powdered sugar, add a cupful of milk, and four cupfuls of prepared flour alternately with the stiffened whites of ten eggs. If too stiff lessen the quantity of flour. Flavor with rose-water, and stir in two cups of shredded citron, plentifully dredged with flour. Bake in an oven, not too hot, for two hours.

Minnehaha cake

Cream a half-cupful of butter with one and a half cupfuls of sugar, add the beaten yolks of four eggs; a half-pint of milk, and the stiffened whites of the eggs alternately with three even cupfuls of prepared flour, or enough to make a good batter. Bake in layer tins.

Filling for Minnehaha cake

Boil a cupful of sugar with four tablespoonfuls of water until a drop "threads" when pressed between the thumb and finger; then beat in the whipped white of an egg, and a half-cupful, each, of seeded and chopped raisins and walnut meats. Spread this mixture on the layers of cake.

Marshmallow layer cake

Cream a cupful of butter with two cupfuls of sugar, and when smooth and light, add the well-beaten yolks of six eggs, a cupful of milk and two cupfuls of prepared flour, alternately with the stif-

fened whites of the six eggs. If the batter is too thin, add a little more flour. Flavor with vanilla and bake in layer tins.

Filling for marshmallow cake

Dissolve five tablespoonfuls of gum arabic in a gill of cold water; then stir in a half-cupful of powdered sugar and boil all together until a little dropped in cold water can be rolled into a soft ball between the finger and thumb. Have ready-beaten the white of an egg and strain the syrup into this, beating the stiffened egg constantly as you do so. Flavor with vanilla and spread upon the cake layers with a knife dipped in boiling water.

Plain loaf cake

One cupful of butter rubbed to a cream with two cupfuls of sugar; three cupfuls of flour sifted three times with a heaping teaspoonful of baking-powder; four eggs, whites and yolks beaten separately, and very light; one cupful of milk. Bake in two loaves.

This simple formula is the foundation for scores of fancy cakes, especially of those baked in layers.

Nut cake

Cream one cupful of butter with two cupfuls of sugar; add a cupful of cold water, the well-beaten yolks of four eggs, a half teaspoonful of ground mace and cinnamon, mixed, and three cupfuls of prepared flour, stirred in alternately with the stiffened whites of the eggs. Do not get the batter too stiff. Now add two cupfuls of hickory-nut kernels, thoroughly dredged with flour. Stir in quickly and turn at once into a well-greased loaf-tin. Bake in a steady oven, covering the cake with brown paper for the first half-hour it is in the oven. When a straw comes out clean from the thickest part it is done. When cold, turn out, and cover with a plain white-of-egg icing. Arrange half-kernels of hickory-nuts at regular intervals on the top of the icing.

Sour cream cake

(Contributed)

Beat the yolks of three eggs until stiff, add one cupful of sugar and one cupful of rich sour cream, in which has been dissolved one scant teaspoonful of soda. Add two cupfuls of sifted flour, one-half teaspoonful of salt, and one teaspoonful of lemon extract. Bake in a shallow pan.

Bride's cake

Cream together three cupfuls of sugar and one scant cupful of butter, adding the sugar a little at a time. Add one cupful of milk. Sift thoroughly three cupfuls of flour, three teaspoonfuls of baking-powder and one cupful of corn-starch. Beat very light the whites of twelve eggs. To the egg and sugar mixture add the sifted flour, and, last, of all, the beaten whites of the twelve eggs. Flavor to taste. Stir all together thoroughly. Pour into well-buttered and floured tins. Bake slowly in a moderate oven.

Cream cake

(Contributed)

Beat separately the whites and yolks of four eggs, to the yolks add two cupfuls of sugar stirred in a little at a time, and one cupful of sweet cream. Sift thoroughly two heaping cupfuls of flour, one teaspoonful of soda and two teaspoonfuls of cream of tartar. Add this to the egg mixture. Stir in the whites last, stirring gently.

Marble cake

(Contributed)

White Part: With two and one-half cupfuls of flour sift two teaspoonfuls of baking-powder. Cream one-half cupful of butter and one cupful of white sugar. Add one-half cupful of sweet milk and the sifted flour. Then the whites of four eggs beaten stiff and a teaspoonful of vanilla.

Dark Part: Stir until perfectly smooth and creamy one-half cupful of butter and one cupful of brown sugar. Add to this the well-beaten yolks of four eggs, one-half cupful of cooking molasses, one-half cupful of sour milk. Sift with one and a half cupfuls of flour, one teaspoonful, each, of cloves, cinnamon, mace and grated nutmeg. Stir in part of the flour mixture. Then add one teaspoonful of soda dissolved in a little milk, and the rest of the flour. Butter well the cake pan and drop in a spoonful of each kind, trying to drop the mixture so as to give the appearance of marble.

One egg cake

(Contributed)

Cream one-half cup of butter, two cupfuls of sugar; add one egg beaten light, one cupful of milk, one teaspoonful of vanilla, and two cupfuls of flour into which have been sifted two level teaspoonfuls of baking-powder. Bake in a moderate oven.

Caramel cake

(Contributed)

Sift together three cupfuls of pastry flour and three teaspoonfuls of baking-powder. Cream one-half cupful of butter and two cupfuls of sugar. Beat the yolks of four eggs until thick and lemon-colored. Add one cupful of milk and alternately the well-beaten whites of the eggs and the flour. Then add one teaspoonful of vanilla extract and one teacupful of chopped walnuts. Bake in loaf and when done cover with the caramel frosting.

Currant cake

(Contributed)

Sift together three cupfuls of pastry flour and three level teaspoonfuls of baking-powder. Cream one scant cupful of butter with one and one-half cupfuls of sugar, adding the sugar gradually; and the well-beaten yolks of three eggs and one teaspoonful

of vanilla. Add to this one-half cupful of milk alternately with the flour and last of all one cupful of cleaned and floured currants. Bake in a moderate oven about fifty minutes.

FROSTINGS FOR CAKES

Boiled frosting for cake

Put into a saucepan half a cupful of water and a pound of granulated sugar and let it boil slowly. Do not stir. When it spins a thread from the tip of a spoon dipped into it, take it from the fire. Set it aside until it is blood-warm, and then stir steadily until you have a smooth white cream. Apply it to the cake as you would any other icing. If made properly it will harden by the time it is fairly on the cake. If it hardens too much before it is used set it in warm water until it softens. Flavor it while stirring.

Frosting for plain loaf cake

One cupful of cream; one pound of confectioner's sugar XXX; one cupful of seeded raisins, chopped; one cupful of almonds, chopped; one teaspoonful of lemon juice. Mix quite stiff.

Chocolate frosting for layer cake

Put into a porcelain-lined saucepan a cupful of granulated sugar and a third of a cupful of hot water and boil without stirring until it threads, then pour slowly upon the beaten white of an egg to which has been added a pinch of cream of tartar. Beat steadily, adding, as you do so, two heaping tablespoonfuls of grated chocolate, two tablespoonfuls of cream, a half-teaspoonful of butter, and a teaspoonful of vanilla. When the mixture is blood-warm, cover the cake with it.

Milk frosting

(Contributed)

To ten tablespoonfuls of sweet milk, add one and one-half cupfuls of sugar, and boil six minutes. Take from the fire and stir until white. Flavor and spread quickly.

Frosting made with yolks

(Contributed)

Proceed exactly the same as for ordinary frosting, using the yolks of the eggs instead of the whites.

VARIOUS FILLINGS FOR CAKE**Marshmallow filling**

Dissolve five teaspoonfuls of powdered gum arabic in half a cup of cold water, add half a cupful of powdered sugar and boil until thick enough to form a soft ball between the fingers when dropped into ice water. Pour upon the white of an egg beaten stiff, flavor with a teaspoonful of vanilla and a few drops of lemon juice and spread on the cake with a knife dipped in hot water.

Soft white filling for layer cake

Make a syrup of a cupful of granulated sugar and a third of a cupful of water and simmer over the fire until it threads. Beat the whites of two eggs stiff, add a generous pinch of cream of tartar, and beat steadily while you pour in the hot syrup. Do not cease beating until it is like a thick white paste; then flavor with vanilla or lemon and spread at once on the layer cakes.

Caramel filling (No. 1)

Put together over the fire three-quarters of a cupful of cream, half a cupful of sugar and a tablespoonful of butter. Cook until it spins a thread, add to it four tablespoonfuls of burnt sugar, or caramel, and a teaspoonful of vanilla. When it is cool, use for the filling and frosting of cake.

Caramel filling (No. 2)

Make the caramel of burnt sugar by putting a cupful of sugar over the fire with a quarter-cup of water and let them boil until

the syrup begins to change color. Tip the saucepan from one side to the other so that it may brown equally. When it is nearly black, but before it has begun to char, add to it a cupful of boiling water, pouring it in carefully lest in its sputtering you should be scorched. It must boil after this until all is dissolved and it is like very dark syrup. In making your cake filling put over the fire one tablespoonful of butter, three-quarters of a cupful of cream and half a cupful of white sugar. Boil all together until they spin a thread from the end of a fork tine, add four tablespoonfuls of the caramel and a teaspoonful of vanilla and set aside to cool. Use for filling and frosting cakes.

Raisin filling

One cupful of granulated sugar and one-fourth cupful of water. Boil together without stirring until it is brittle when dropped into cold water. Stir quickly into the beaten white of one egg. Add to this one small cup of stoned raisins chopped very fine.

Cocoanut filling

(Contributed)

Chill one cupful of thick sweet cream and add one-half cupful of powdered sugar. Whip until light and dry and fold in the well-beaten white of one egg and one cupful of grated cocoanut. Spread between the layers and over the top of the cake.

Custard filling

(Contributed)

Put two cupfuls of milk into a double boiler and bring to the boiling point. Moisten two tablespoonfuls of corn-starch in a little cold milk. Beat the yolks of four eggs very light and add one-half cupful of sugar; then the corn-starch. Stir this mixture with the boiling milk and let it cook long enough for the corn-starch to be thoroughly cooked. Flavor when almost cold.

Fig filling

(Contributed)

Put one cupful of water into a saucepan over the fire and add one-half cupful of sugar. Add one pint of figs, finely chopped, to the syrup and cook together until soft and smooth. When cold spread between the layers of the cake.

Almond filling

(Contributed)

Beat three cupfuls of powdered sugar into the whites of three eggs. Blanch one pound of sweet almonds. Pound in a mortar until they make an even paste, with a little sugar. Then add to the whites of the eggs, and flavor with a little vanilla. Stir thoroughly.

GINGERBREADS**Molasses gingerbread (No. 1)**

Warm together two cupfuls of molasses, a half cupful each of cottolene or other fat and butter, and two tablespoonfuls of ground ginger, and when a little more than blood-warm, beat hard for ten minutes; then add two teaspoonfuls of soda dissolved in a little hot water, a cupful of sour milk and enough flour to make a soft dough that can be rolled out. Turn on a floured board, roll out, cut into shapes and bake in a good oven. While hot brush over with the white of an egg.

Molasses gingerbread (No. 2)

One cupful of New Orleans molasses; one cupful of sugar; one cupful of sour cream; one small cupful of butter; three eggs; three cupfuls of flour; one teaspoonful each of cloves, cinnamon, ginger and baking-soda, the last dissolved in a little hot water. Bake in two loaves in a moderate oven.

Hard gingerbread

In a double boiler heat a cupful of New Orleans molasses, and add half a cupful of melted butter to it. Pour into a bowl and when blood-warm add a tablespoonful of ginger, a half teaspoonful of soda dissolved in a little boiling water, and stir in enough flour to make a stiff dough. Turn upon a floured board, roll thin, cut out and bake in a hot oven.

Soft gingerbread

Sift one teaspoonful of baking powder and a half teaspoonful of salt twice with two cupfuls of flour. Stir to a cream half a cupful of butter, the same of sugar and the same of molasses. Warm the mixture slightly and beat light before adding a well-whipped egg, a half teaspoonful of ground mace and a tablespoonful of ginger. Dissolve half a teaspoonful of baking soda in a tablespoonful of hot water; stir this into half a cupful of sweet milk; lastly, stir in the flour; beat hard for one minute, and bake in two shallow pans, well buttered, or in pâté pans.

Raisin gingerbread

Mix as above, adding at the last half a cupful of seeded raisins cut into halves and well dredged with flour.

Aunt Nelly's gingerbread

Sift half a teaspoonful of salt and an even teaspoonful of baking-soda in one and a half cupfuls of flour. Rub to a cream half a cupful of butter, with an equal quantity of brown sugar and of molasses. Beat smooth and light, adding, gradually, half a cupful of milk. Now stir in a cupful of prepared flour, after which add more flour until you can knead it as you would bread dough. Work it hard for one minute, roll into an even sheet, and cut to fit your baking pans, which must be well greased. Cut into squares with a jaggng iron as the sheet lies in the pan, and bake in a good oven covered for twelve minutes. Then uncover and brown.

Gingerbread, "such as mother used to make"

Mix together a half-cupful each of brown sugar and New Orleans molasses, and stir in a tablespoonful of melted butter, a teaspoonful of ground ginger and a teaspoonful of cinnamon. Set the bowl containing these ingredients at the side of the range until the contents are blood-warm; then remove from the range and beat with an egg-beater until the batter is light brown in color. Now stir in a cupful of sour milk and three cupfuls of sifted flour. Beat very hard, adding, last of all, a teaspoonful of baking-soda dissolved in hot water. Beat for two minutes longer and bake in deep muffin-tins, or in a shallow baking-pan.

Sour milk gingerbread

Mix together a half cupful of sugar, a half cupful of molasses, a tablespoonful of butter, a half teaspoonful of ground cinnamon and a teaspoonful of ground ginger. Set the bowl containing this mixture at the side of the range until the contents are warm, then beat until light in color and foamy in appearance. Now beat in a teacupful of sour milk, a teaspoonful of soda dissolved in a tablespoonful of boiling water, and two and a half cupfuls of flour. Turn into a greased shallow pan, and bake in a steady oven. Eat hot.

Currant gingerbread

Make as directed in last recipe, adding at the last half a cupful of currants that have been carefully washed and picked over, then soaked for half an hour in warm water, dried between two towels and dredged with flour.

Honey gingerbread

Warm a generous half-cupful of butter and beat into it two scant cupfuls of strained honey. When you have a light cream, beat in one tablespoonful of powdered sugar, a tablespoonful of ginger and half a teaspoonful of cinnamon. Now add the beaten yolks of four eggs, and, alternately with the frothed whites, three

even cupfuls of flour sifted twice with a teaspoonful of baking-powder.

Beat hard for one minute and bake in buttered shallow pans in a moderate oven forty-five minutes. Keep covered for thirty minutes.

SMALL CAKES

WHAT the old-fashioned people call "dough cakes"—what we term "cookies" or "jumbles"—are amongst the most popular small cakes that the housemother can present to her brood. The only trouble is that they are sometimes too popular, as they melt away before John's and the boys' onslaughts like snow under spring sunshine. Still the mother makes them gladly. It is always a great convenience to have a stone crock full of cookies in the house. They are nice for luncheon, for afternoon tea, and to eat with a glass of milk before going to bed. They must be kept in a dry atmosphere, as they are doubly delicious when crisp and friable.

Almond macaroons

Beat the whites of three eggs stiff and whip into them half a cupful of powdered sugar, a quarter-pound of almond paste, crumbled fine, half a teaspoonful of corn-starch, and five drops of essence of bitter almonds. Drop by the spoonful on buttered paper and bake in a hot oven. If you can not get almond paste, pound blanched almonds fine.

Cocoanut macaroons

Into two cups of grated cocoanut stir a cupful and a half of powdered sugar and a gill of cream, or just enough to wet the cocoanut. Add the beaten whites of two eggs, and mix all thoroughly. Line a baking pan with buttered paper, drop the cocoanut mixture by the teaspoonful upon this and bake quickly in a hot oven. Sift powdered sugar over the macaroons while they are still warm.

Auntie's cookies

One cupful of butter ; two cupfuls of sugar ; three eggs ; one-half teaspoonful of baking-powder ; one even teaspoonful of nutmeg and half as much cloves ; flour for a soft dough. Begin with two cupfuls, adding cautiously until you have the right consistency.

Rub butter and sugar to a soft cream ; add the yolks of the eggs, beaten light, then the spice, one cupful of flour with which the baking-powder has been sifted twice, and half the whites beaten stiff. Next another cupful of flour and the rest of the whites. Roll into a sheet of dough about a quarter-inch thick, cut into rounds and bake in a good oven. If you like, you may stick a seeded raisin or a bit of citron in the top of each cooky before baking.

Currant cookies

One cupful of sugar ; two scant cupfuls of flour ; four tablespoonfuls of butter ; two eggs ; one scant teaspoonful of baking-powder ; one cupful of cleaned currants, chopped fine ; nutmeg and cinnamon to taste.

Rub butter and sugar to a cream ; add spices and the eggs beaten light, then the flour with which the baking-powder has been sifted twice ; lastly, the chopped currants. Roll out with quick, light strokes, cut into shapes and bake in a tolerably brisk oven. They are better the second day after baking than on the first.

Oatmeal cookies

Mix together four cupfuls of flour (into which you have sifted a teaspoonful of soda) and three cupfuls of oatmeal ; add two cupfuls of powdered sugar, a cupful of melted butter, and a teaspoonful of salt. Moisten the mass with enough cold water to make a very stiff dough. Roll as thin as possible, cut into round cakes and bake. This will make a very large number of cookies, but they will keep well for weeks.

German almond cookies

The yolks of six eggs; one and a half cupfuls of sugar; three-quarters of a cupful of butter; one cupful of almonds, chopped; one tablespoonful of cinnamon; three cupfuls of flour. Beat well, drop small spoonfuls on a well-greased pan and bake lightly.

Sponge cookies

Beat the yolks of two eggs light with one cupful of sugar. When smooth, add the whites beaten to a standing froth, the juice of half a lemon, and, with quick, light strokes, a cupful of flour sifted twice with one teaspoonful of baking-powder and a little salt. Now, work in more flour until you have a "rollable" dough. Cut into shapes, and bake quickly in a floured shallow pan.

Lemon cookies

Cream two cupfuls of granulated sugar and one cupful of butter. Add three beaten eggs and flavor with lemon juice. Sift into the mixture enough flour to make the dough stiff enough to handle, roll thin, cut out and bake.

Spice cookies

Cream one cupful of butter with two of sugar, and add three eggs. Mix together a teaspoonful each of allspice, cinnamon and nutmeg, and stir these into the batter. Add enough flour to make a good dough, roll out and bake.

Caraway cookies

Rub one-half cupful of butter to a cream with one cupful of powdered sugar, and when light beat in the yolks of three eggs. Beat the whites stiff and add them alternately with two cupfuls of flour. Stir in one teaspoonful of caraway seed and enough more flour to enable you to roll it very thin. Cut into rounds and bake quickly.

Fanny's cookies

Into two cupfuls of granulated sugar rub one cupful of butter, then stir in three eggs, well beaten, and flour enough to make a stiff dough. Roll out on a floured board, cut, sprinkle with granulated sugar, stick a raisin in the center of each and bake.

Sand cookies

Cream a cupful of butter with two cupfuls of granulated sugar, add two eggs beaten light, yolks and whites separately, then half a teaspoonful of ground mace or of nutmeg. Have ready three cupfuls of flour sifted twice with one teaspoonful of baking-powder, and work into the mixture until you can roll out the dough.

Cut round with a tin cutter; wash the tops lightly with white of egg; press half of a split blanched almond into the center of each, and sprinkle well with coarse granulated sugar.

This is the "sand."

Bake quickly.

Peanut cookies

One cupful of butter; one and one-half cupfuls of powdered sugar; three eggs; one cupful of freshly roasted peanuts, pounded, rolled to a coarse powder, and mixed with about three cupfuls of flour.

Cream the butter and sugar, add the beaten eggs, then the flour and crushed peanuts. The dough should be just stiff enough to handle easily. Drop the dough by the spoonful upon a floured board, pat it into round cakes with the fingers, grate a little nutmeg over the top of each cake and bake. A novelty, and one that is likely to be popular.

Alma's drop cakes

Beat five eggs light—yolks and whites separately. Into the yolks stir a cupful of powdered sugar, the juice of a lemon and half the grated peel—then the stiffened whites of the eggs. Sift together a heaping cupful of flour and a teaspoonful of baking-

powder, and beat this into the other ingredients. Line a hot buttered pan with thick writing paper, well buttered; drop the batter by the spoonful upon the paper, and bake at once in a quick oven. Sift powdered sugar over them while hot.

Vanilla cookies

Cream one cupful of butter with two of sugar, and stir in a cupful of sour cream, two beaten eggs and three cupfuls of flour sifted twice with a teaspoonful of soda. Flavor with vanilla extract. If your dough is not stiff enough to handle, add more sifted flour until it is of the right consistency. Roll into a sheet about a quarter of an inch thick, cut into rounds and bake.

Cocoanut cream puffs

These cakes, while requiring care in their preparation, amply repay one for the time spent in their making.

Into a cupful of hot water stir a half-cupful of butter and bring to a boil. Then add a cupful and a half of flour, and cook (stirring constantly) for two minutes; take from the fire and pour into a bowl to cool. When the mixture is cold beat into it the whipped yolks of four eggs; lastly, the stiffened whites. Line a baking pan with buttered paper; drop the batter by the large spoonful upon it, and bake in a quick oven. The puffs should be done in fifteen minutes. When they are cold cut off the tops, fill with the following mixture and replace the tops.

Filling

Into two cupfuls of thick whipped cream beat a cupful of grated cocoanut, half a cupful of powdered sugar and a teaspoonful of extract of bitter almonds. Whip up hard before putting into the puff shells.

Molasses cookies

Warm a cupful of molasses slightly and beat to a cream with half a cupful of softened butter. Add the juice of half a lemon one tablespoonful of ginger and half a teaspoonful of cinnamon

Now stir in two cupfuls of flour sifted three times with an *even* teaspoonful of baking-soda, until you have a soft dough. Roll out and cut into shapes. Bake in a good oven.

Ginger jumbles

Into two cupfuls of molasses stir a cupful of melted butter, a teaspoonful of ground cinnamon, a tablespoonful of pulverized ginger, and a half a teaspoonful of baking-soda. Beat well, add enough flour to make a soft dough, form with floured hands into small cakes and bake.

Gingersnaps (No. 1)

One cupful of sugar, one cupful of butter, one tablespoonful of ginger, one teaspoonful of soda dissolved in a little water, as much flour as can be stirred in with a spoon—not kneaded. Pinch off a bit of the dough the size of a large marble, roll in the hands until round, pat it flat and place in a pan, leaving between each cake space for spreading; bake in a good oven to a moderate brown. Leave in the pan until sufficiently cool to be “snappy.”

Gingersnaps (No. 2)

Cream a cupful of butter with one of sugar, beat in a cupful of molasses, stir in a cupful of water, a teaspoonful each of ground ginger and cinnamon, a teaspoonful of allspice and a scant one of soda sifted with a pint and a half of flour. Add enough flour to make a dough that can be rolled out, roll thin, cut into rounds, and bake.

Pfeffernüsse

(A German recipe.)

One pound of fine flour, sifted; one teaspoonful of baking-powder; one pound of sugar, sifted; four large eggs; three ounces of citron; the grated rind of one lemon; one grated nutmeg; one teaspoonful of cinnamon; one scant teaspoonful of

ground cloves: Mix the baking-powder and spices and sift with the flour, then work in the beaten eggs and sugar; form into small balls and bake in a slow oven. Place in a pan sufficiently far apart to allow them to swell to the size of macaroons when baked.

White peppernuts

Cream one and a half cupfuls of granulated sugar and a half-cupful of butter together, add three eggs, beaten light, a half cupful of milk, two teaspoonfuls of vanilla extract, and flour sifted with two even teaspoonfuls of baking-powder. Add this flour until stiff enough to roll out; roll a half inch thick, cut out with a thimble and bake in a hot oven. Care should be taken to put them so far apart that they will not run together in the baking.

Brown peppernuts

Three eggs; one cupful of brown sugar; a half-cupful of butter; one cupful of molasses; a half-cupful of sour or buttermilk; a teaspoonful of baking-soda; a scant teaspoonful of cinnamon and ginger, and flour enough to handle. Mix, roll out and bake as you would white peppernuts.

Peppernuts (No. 4)

Mix together half a pound of powdered sugar, the yolks of two eggs, one whole egg and a quarter-teaspoonful of potash procured from a druggist. Stir this well for fifteen minutes; add a quarter-ounce of ground cinnamon, a quarter-teaspoonful each of ground pepper and cloves, and the grated rind of a lemon. When all is well mixed, put with it half a pound of pastry flour. Knead well on a floured board, roll out about half an inch thick and cut into small rounds with a biscuit cutter. Bake in a greased tin in a very moderate oven.

Peppernuts (No. 5)

Sift together two cupfuls of sugar, four cupfuls of flour, one tablespoonful of cinnamon, half a tablespoonful of cloves, and one

and a half teaspoonfuls of baking-powder. Add to this half a cupful of citron, chopped fine; the grated rind of a lemon and a quarter of a nutmeg. Make to a dough with four eggs beaten enough to mix yolks and whites. Shape into balls the size of a hickory-nut, with buttered hands, and bake in pans lined with greased paper. When done, cover with an icing.

Icing for peppernuts

Into two tablespoonfuls of boiling water stir enough confectioner's sugar to make it thick. Flavor with lemon juice and a little of the grated rind. The icing should be of the right consistency to be applied with a pastry brush. Let the cakes stand in a cool, dry place until the icing has hardened.

Vanities (No. 1)

Beat two eggs; stir in a pinch of salt and a half-teaspoonful of rose water; add sifted flour until just stiff enough to roll out. Cut with a cake-cutter and fry quickly in hot cottolene or other fat. Sift powdered sugar on them while hot, and when cool put a teaspoonful of jelly in the center of each.

Vanities (No. 2)

Boil a cupful of milk and thicken it in the saucepan with flour to a stiff dough. Let it become cool, then break in three eggs, one at a time, and beat thoroughly. Add a tablespoonful of melted butter. Drop it by small teaspoonfuls into hot cottolene or some good fat, fry to a delicate brown; drain and roll in a mixture of sugar and cinnamon.

Anise cakes

Cream a half-pound of butter with a half-pound of sugar, add three well-beaten eggs and enough flour to make a stiff dough, adding to the flour an ounce of anise seed. Roll into a thin sheet, cut into shapes with a cutter and bake.

Hermits

Cream together a cupful of butter and two of sugar. Beat in the whipped yolks of three eggs, add a half-cupful of milk and then the beaten whites. Work in two cupfuls of flour, sifted twice with a teaspoonful of baking-powder, and if this does not make a dough that could be rolled out, add more flour cautiously, not to have the cakes too stiff. Roll into a *very* thin sheet, strew thickly with the kernels of hickory-nuts, pecans or English walnuts, chopped fine and sprinkled with sugar. Fold the dough once over the nuts, passing the rolling-pin lightly over the upper sheet, and cut into rounds with a cake cutter. Bake in a quick oven, covered, for fifteen minutes; uncover and brown.

Plain cookies

(Contributed)

Cream together one cupful of butter and two cupfuls of sugar. Add one egg, well beaten, one cupful of milk, three teaspoonfuls of baking-powder and flour enough to make a soft dough. Roll thin, cut in small cakes and bake in a moderate oven.

Eggless cookies

(Contributed)

Cream one cupful of butter and add one cupful of sweet milk, one teaspoonful of vanilla, and one teaspoonful of soda dissolved in a little warm water. Use flour enough to make a soft dough. Cakes made by this recipe will keep fresh for a long time.

THE DOUGHNUT AND CRULLER FAMILY

THESE crisp and toothsome dainties may be made several weeks before they are needed, as they improve with age. Keep them in a stone crock, or large tin cracker-box with a closely-fitting

cover. As you pack them down, sprinkle each layer with powdered sugar.

Have a large quantity cut out before you begin the work of frying, for when the fat has attained the proper state of heat you will not want to set it to one side to cool while you roll out another batch of the small cakes. Of course, crullers and doughnuts do not really taste better when cut into various shapes, but, since John and the boys fancy that they do, the mother will do well to indulge the innocent notion and to twist and turn the raw dough into fantastic and attractive forms.

Heat the cottolene or other fat used for frying gradually until so hot that a piece of the dough used as a test will rise to the surface at once, swell immediately and brown quickly. As the doughnuts brown, remove them from the kettle with a perforated spoon and lay in a colander, set at the side of the stove, to drain free of grease. Transfer to a platter, and while hot, sprinkle with sugar.

Quick doughnuts

Cream one cupful of sugar with half a cupful of butter, add one cupful of milk, two eggs, beaten light, one tablespoonful of cinnamon and nutmeg mixed, and two cupfuls of flour into which has been sifted a heaping teaspoonful of baking-powder. Work in enough flour to make a soft dough. Roll out into a sheet nearly an inch thick, and cut into shapes with a cutter. Fry in deep cottolene or other fat.

Sour milk doughnuts

Cream a cupful of butter and two cupfuls of sugar; add four beaten eggs, a half-pint of sour milk, a teaspoonful of soda dissolved in a little boiling water, a teaspoonful each of nutmeg and cinnamon, and enough flour to make a dough that can be rolled out. Roll and cut into shapes. Fry in deep, boiling cottolene or other fat, which has been heated slowly.

Mother's doughnuts

Cream a generous half cupful of butter with two cupfuls of sugar; add three well-beaten eggs, a cupful and a half of milk, and

about five cupfuls of flour, which has been sifted with three teaspoonfuls of baking-powder. Add this flour gradually until you have enough to make a dough that can be rolled out, as it may not take the full amount. Roll out, cut into rounds, drop into boiling cottolene or other fat and fry to a golden brown. Drain in a colander, and while hot sprinkle with powdered sugar.

Ideal crullers

Rub together a half-pound of butter and three-quarters of a pound of powdered sugar. When you have a soft cream, work in gradually six beaten eggs, a half-teaspoonful each of nutmeg and cinnamon, and by the handful enough flour to enable you to roll out the dough. Avoid getting it too stiff. Roll into a very thin sheet and cut into rings. The centers of the rings make prettily little marble-shaped crullers. Fry in deep boiling cottolene or other fat, which has been heated slowly.

Mary's crullers

Rub half a pound of butter to a cream with three-quarters of a pound of pulverized sugar. Beat in the yolks of five eggs, whipped smooth; add an even teaspoonful of mace and cinnamon mixed, lastly the stiffened whites of the eggs, alternately with enough flour for a stiff dough. Begin with two cupfuls (sifted). Roll out, cut into fancy shapes and set in a cold place for an hour before frying in deep, boiling cottolene or other fat.

Buttermilk crullers

Into a cupful and a half of granulated sugar rub three-quarters of a cupful of butter, add two eggs, half a teaspoonful of soda dissolved in a tablespoonful of hot water, and a cupful and a half of buttermilk. Now sift in enough flour to make a tender dough, roll out and fry.

Sunnybank crullers

Rub together four tablespoonfuls of butter and a generous cupful of powdered sugar; add to the cream thus made half a teaspoonful of powdered cinnamon and beat it in thoroughly. Now add four well-beaten eggs, and whip long and hard. Last of all, sift in very gradually enough flour to make a stiff dough. Roll this out and, with a fancy cake-cutter, cut it into small ornamental shapes. The bits of dough left over may be gathered up, put together and rolled out again, then cut into strips and small squares. After the crullers are cooked and drained free of fat, spread them upon a platter and sprinkle with powdered sugar and cinnamon in the proportion of a teaspoonful of the spice to half a cupful of sugar.

Date crullers

One cup of butter, one and one-half cups of sugar, three eggs. Beat all to a cream. Add one teaspoonful of cinnamon, one of cloves, a cupful of walnut meat in rather large bits; one pound of seeded dates chopped fine; three and a half cupfuls of flour. Mix well, roll into a sheet and cut into shapes. Set in a cold place for an hour and fry in deep fat.

FAMILIAR TALK

A FRIENDLY WORD WITH "OUR MAID"

TO BEGIN with—I wish I could devise some method of convincing you that I am really and truly "friendly."

A newspaper article I have just read says, "It can not be denied that the present attitude of American mistress and maid is, at best, one of armed neutrality."

Put into everyday English, that means that each is willing, if convenient, to get along comfortably and pleasantly with the other, but that each holds herself ready to fight, if fighting seems to be advisable.

This "attitude" is all wrong, through and through. I should like to change it in your mind before I begin to talk with you.

The best and most wonderful Book ever written tells us that the men who, once upon a time, built the ruined walls and temple of Jerusalem, held a trowel, or spade, or hammer in one hand, and a sword or spear in the other, because their enemies were lying in wait, watching for an opportunity to attack them. We are not surprised to read in the same chapter that these enemies laughed at the sort of work done under such circumstances. They said, "If a fox go up, he shall even break down their stone wall." Two hands are better for doing work than one; two heads are better for planning work than one; two hearts at peace with each other are the greatest possible help to head and hands.

Take it for granted when you take a place that your employer is friendly to you. Don't look upon her as a possible enemy. When she trusts you to handle delicate china, take care of handsome furniture or to cook materials for the meals she and her family are to eat, she shows that she has confidence in your ability and your

honesty. When she entrusts her little children to your care, she proves this yet more plainly. After inquiring into your character and manner of work, she is so far satisfied that you are just what she wants that she has received you into her house and, in one sense, into her family. She trusts you, then. Trust her, until she gives you very plain proof that she does not deserve your trust.

For the first month, at least, make up your mind to look on the bright side of everything, instead of asking yourself every hour, "I wonder if I can stay?" That same "wondering" unsettles more maids and prejudices more mistresses' minds against well-meaning domestics than any other one thing. Make allowances for your employer's awkward ways of giving orders; for her little "tempers," that may be awkwardness, too, and a sort of bashfulness you do not understand, but which is not uncommon. More than one well-educated, refined woman has confessed to me that she was "awfully afraid of every new maid." Some of us have reason to be. Bear in mind, if your new "lady" seems stiff, and, maybe, distrustful of you, that she may have had ugly experiences with some maid who went before you, one of the maids "who spoil places for other girls."

I wish you could make a resolution—and keep it—not to discuss the mistresses you have had, and especially the mistress you have now, with other maids, in and out of the house which is your present home. I am sorry to be obliged to say that the practice of talking of the hardships of her place is our maid's most common and incorrigible habit. So common is it that I have wondered sometimes if it were not considered a part of the duty she owes to herself and her companions who are making their living in the same way as herself. If you could once determine that your employer is your friend, that her interests are yours, and that you will make your "place" into a real home, where you may spend years, perhaps the rest of your life—you would not be tempted to magnify the work you have to do, the things you have to put up with—the thousand and one complaints that form so large a part of the talk "downstairs." If you are so unfortunate as to take service with a bad-tempered, bad-mannered, bad-hearted woman, whose only reason for thinking herself better than you is

that she has more money, quietly leave when your month is up. That is the only dignified thing to do. Don't spoil your temper by fighting her, and waste your breath and time by gossiping about her to your acquaintances.

If, on the other hand, you have an employer who honestly tries to treat you well; who likes you and praises your work, pays your wages regularly, is kind to you in sickness, pleasant in speech and willing to grant you every reasonable indulgence—don't be afraid to say that she is all this, and that you are comfortable and contented in your present position. I know many such mistresses. I wish I could add that they often have justice done them behind their backs by maids to whom they (the mistresses) are so attached that they will not allow their dearest friends to find fault with them.

It is perfectly natural that you should side with those of your own class and business when a question of ill-usage comes up. If you know of a maid whose wages are not paid, who is scolded unjustly, badly fed and made to work beyond her strength, you are right to sympathize with her. It would also be right to despise her if she did not throw up her place and look for a better. It is still more just to despise one who has none of these things to complain of, and has no intention of making a change, yet speaks of her employer as a cruel mistress, and does all she can to cast discredit upon the family. As a sensible girl you ought to know that, in this country, nobody need keep such a place as she makes out hers to be—and no self-respecting person *would* keep it.

Try, then, to make the best of your place, and the best of yourself while you are in it. Earn your wages fairly and honestly. There is no better business for a woman in America than domestic service, if you and others like you would combine to keep places so long as to make yourselves a part of the household, and so nearly indispensable that not a member of the family could do without you. Frequent changing is an expensive matter. It is the maid who holds one position for years who is well-dressed, respected and beloved by her employers, and who rolls up a snug account in the savings-bank against marriage or a rainy day.

(Sometimes they mean the same thing!)

Never lose sight of the truth that you are as respectable in your position as the president's wife in hers, while you perform the duties of that position soberly, honestly and in the fear of God—so much more respectable in your safe, honorable home shelter than the flashy, fast shop-girl and unhealthy, underfed and over-dressed factory girl in hers, that we, who are sincerely interested in you, can not but wonder that every clear-headed, modest girl does not see this.

As a last word: Don't keep overstrict account of "work you were not engaged to do." I know of no business in the world in which a faithful conscientious worker does not do much for which he is not paid—at least, not paid in money. Dozens of unforeseen tasks, big and little, are coming up, all the time, in every trade and profession, and for everybody from the president down to a peanut peddler. The blessed Book we spoke of just now commands us to do whatever is laid to our hand, "as unto the Lord, and not unto men." One and all, we should find delight in these extra labors if we could, in our hearts, determine to do them "as unto the dear Lord," whose mercies to us are past counting. Do what you are "engaged" to do, as unto the employer whose wages you receive, and offer the "extras" as a free-will offering to your Heavenly Father.

"Bear ye one another's burdens, and *so* fulfil the law of Christ."

Read and obey the text in this spirit, and that "*so*" becomes the most important word in this, or in any language.

I hope that you will, in the Father's good time, become the happy mistress of your own home. In which case you will, I venture to say, keep house and make home the better for the discipline of mind and the adjustment of duties learned in the daily routine of housework. This is your apprenticeship.

DINNER

THIS, the most important meal of the day, is attended with a certain degree of ceremony in the most modest household. Breakfast may be hurried over in haste that is not unseemly when one considers that the day's work is all ahead of the family, and luncheon may dwindle down to a "cold bite" eaten standing. Everybody must dine, and dining is always "business." A dinner party is the most serious of social functions, and even a family dinner follows a prescribed order. There must be a beginning, a middle and an end. Plates must be changed, for even in the backwoods, meat and pudding are not set on the table at the same time.

This is as it should be. If we would have

"Good digestion wait on appetite, and health on both,"

we must bring to the discussion of the heavier nourishment set before us orderliness, leisure and tempers free from annoying discomforts. Magnificence is within the reach of a few; modest elegance is attainable by many; cleanliness and good manners are free to the humblest housemother and her brood.

So much for a general view of the wide field indicated by the word set at the head of this chapter. Before entering upon a discussion of the dishes which belong to this section of our book, I would lay stress upon a cardinal duty connected with dinner-eating—a duty the neglect of which is a proverbial national disgrace.

It is a physical impossibility to eat properly—and to digest with any prospect of healthful assimilation—a breakfast of coffee, steak, hot rolls and fried potatoes, in five minutes, or in fifteen. Yet this is what the commuter, the clerk, the collegian—and a host of other men (including an occasional capitalist) try to do six days in the week. They eat, as they live, on the jump. When

an especially audacious jump lands them in the grave, intelligent scientists affect to wonder with the rest of mankind at the untimely taking-off.

Big mouthfuls and bolting are alike part of the national trick advertised in dead earnest, not satirized, by the raucous shout of the brakeman at the half-way house—“*Five minutes for refreshments!*”

Mr. Gladstone did not consider it undignified to give, as one secret of the sanity of body and mind prolonged through four-score years, his habit of chewing twenty times upon every morsel of meat taken into his mouth. The family physician who attended one of our great men—lately deceased—in his awfully brief final illness, said frankly that certain sharp attacks that had afflicted the statesman for several months before the cruel climax came, were caused by the habit of eating hurriedly such luncheons as he could snatch in the intervals of business. If the truth were told as bravely in thousands of other “mysterious visitations,” business men would be startled and enlightened—if not cured—of like practices.

Dinner—the evening dinner in particular—gives the driven man a chance for his life. He sins against light and opportunity when he carries the bolting habit to the third meal. It may be vulgar to talk of chewing. Our very babies are taught to say “masticate,” instead. It is more vulgar not to do the thing itself.

The cool indifference with which we admit the humiliating truth that our national digestion is chronically out of order, is more culpable even than the shiftless amiability with which we condone municipal and corporation murders. The individual citizen may well draw back from the task of fighting boards and millions. His digestive apparatus is his own, subject to no lien or disability except such as sloth and carelessness put upon it.

If there be a self-evident fact in everyday hygiene it is that food swallowed without chewing, clogs and irritates the stomach. No other health law is so shamelessly and constantly transgressed by the human animal whose *habitat* is the United States of America. The most stupid lout of a hostler knows that a horse must have time for chewing his oats, or he will go hungry; the scullion

will tell you that, while chickens bolt whole corn and gobble down worms, the gizzard stands sentinel over the stomach, doing thoroughly the part of grinders and incisors. The cow sets us the best example of all our sensible dumb teachers. The wondrous-wise air with which she munches cud by the hour is a proverb among sages. The so-called nobler part of creation is not ashamed to seek in the pepsin, which is a memorial to her wisdom, a remedy for the ills brought upon himself by obstinate disregard of the duty her example enforces.

It is not a nice thing to talk or write of, as I have admitted. And this is not because the act of mastication is unseemly. The measured movement of the jaws in the decorous disposition of whatever is committed to them is no more grotesque than the "winking as usual," enjoined by the photographer. This is emphatically true when food is cut small before it is eaten.

The stomach is long-suffering and kind, but not omnipotent. The salivary glands are her natural and most efficient allies. The "bolter" cuts off supplies from this source. The chunks of solid matter, washed down with scalding liquid or iced water, are more than the other gastric juices can manage. The result is as sure as the addition of two and two, followed by the subtraction of four.

A judicious mother who has made physiology a study for her children's sake, teaches her little ones to chew the well-cooked cereals that form the staple of their breakfast. Furthermore, she teaches that it is indecent to swallow anything except liquids without chewing it. The rule is not arbitrary. Each child comprehends the office of the saliva, that the motion of chewing excites it, and that to take crude lumps of anything into the stomach is absolutely wrong.

In the chance that other mothers may imitate her example lies the only hope of the American stomach. The adult bolter is joined to his evil practice. He is feeding with egg-coal an engine that was built to be run with pea coal, adding to the mischief done the delicate machinery the outrage of chunking in and packing down the fuel.

SOUPS

It is a progressive age and the average American housewife is slowly coming to some appreciation of the nutritive value of soups as an article of daily food. As a rule of wide application, she does not yet credit how easy it is to prepare them. Some one says that the motto for the would-be soup-maker should be, "strong stock and no grease." What might be a good soup is unpalatable if globules of grease float on the surface, and it takes a hungry man, without a fastidious taste, to enjoy it under these circumstances. See to it then that all meat-stocks are perfectly skimmed when very cold, that every vestige of fat may be removed.

A good soup stock

Four pounds of beef marrow bones, well cracked; one pound of coarse lean beef chopped as for beef-tea, and the same of lean veal; one large onion, one carrot, one turnip, six refuse stalks of celery, a cabbage leaf; seven quarts of cold water; prepare and salt to taste.

Put the meat and vegetables, the latter cut up small, into a large pot, cover with the water and set at the side of the range where it will not reach the scalding point under an hour. Keep closely covered and let it simmer, always scalding hot, never boiling hard, for six hours. Remove from the fire, season and set in a cool place until next day. Remove the fat, strain out bones and vegetables, pressing hard to extract all the nourishment and set away in the refrigerator until needed.

At least one dozen varieties of soups and broths can be founded upon this stock.

White stock

Put over the fire two pounds of the cheaper part of veal, cut into small pieces, or a well-cracked knuckle of veal, with three quarts of cold water, a sliced onion, a bay-leaf and a couple of stalks of celery cut into pieces. Let it come to a boil slowly, and simmer for five or six hours. Season with salt and pepper and set aside to get cold. Remove the fat, take out the bones and you will have a thick jelly. This can be heated, skimmed and, if desired, strained before it is used. It will be a strong and nutritious stock.

"Left-over" stock

Have a crock in your refrigerator expressly for this. Collect for it the bones of cooked meats from which the meat has been carved; the carcasses of poultry, bits of gristly roasts and steaks, cold vegetables, even a baked apple now and then. Twice a week, put all, cracking the bones well, into the stock-pot; cover deep with cold water and cook slowly until the liquid is reduced to half the original quantity. Season to taste, and strain, rubbing all through the colander that will pass.

By addition of barley, rice, tomatoes or, in fact, almost any vegetable or cereal, you may make excellent broths from this compound of "unconsidered trifles."

Mock turtle soup

Boil a calf's head until the meat leaves the bones. Leave it in the seasoned soup until next day, then take it out, scrape off the fat and remove the bones. Put the jellied stock over the fire with the bones, the ears, chopped, one grated carrot, one sliced onion, a bunch of soup herbs, a teaspoonful of allspice, a salt-spoonful of paprika and salt to taste. Boil for one hour. Take from the fire, strain, thicken with two tablespoonfuls of butter rolled in as much browned flour, add two teaspoonfuls of kitchen bouquet, and, when the soup is thickened, drop in the tongue and parts of the cheek cut into dice. Add a gill of sherry and the juice of a lemon and pour upon forcemeat balls in a hot tureen. Make

the forcemeat balls by rubbing the brains to a paste with the yolk of a hard-boiled egg, a little browned flour and the yolk of a raw egg. Roll them in brown flour and let them stand in a quick oven until lightly crusted over.

Veal and tapioca soup

Crack a knuckle of veal into six pieces and put over the fire with a cracked ham bone, if you have it. If not, use a half-pound of *lean* salt pork, chopped, or the soaked rind of salt pork or corned ham. Add a few stalks of celery, chopped. Cover with cold water, adding a quart for every pound of meat and bones. Cover, and bring slowly to the boil. Simmer then for five hours, or until the liquor is reduced to one-half the original quantity. Season with pepper, salt and onion juice and set away until next day, when remove the fat.

You have now a thick jelly. Set over the fire to melt. When you can pour it easily, strain out the bones and scraps of meat. Put half a cupful of tapioca to soak in a cupful of cold water for two hours. Measure a quart of your veal stock and put over the fire to heat. When the boil is reached, add the tapioca, a scant tablespoonful of kitchen bouquet, with a tablespoonful of finely minced parsley and cook fifteen minutes longer, boiling briskly.

Veal and sago broth

Make stock as directed in last recipe, adding, when it has been skimmed and strained, half a cupful of pearl sago, previously soaked for three hours in warm water. Simmer for half an hour. Have ready in a saucepan a cupful of hot milk, into which a bit of soda has been dropped; stir into it a tablespoonful of butter rolled in half as much flour, and when it has thickened, turn into the sago broth two minutes before removing it from the fire.

Veal and rice broth

To a quart of your veal stock add half a cupful of washed and soaked rice; cook for twenty minutes, *fast*, and mix with hot

milk, thickened as directed in last recipe. Cook three minutes and serve.

Ox-tail soup

Cut a cleaned ox-tail at each joint and fry five minutes in butter or good dripping. Take out the meat and put into a warmed soup-kettle while you fry a sliced onion in the dripping left in the frying-pan. Turn this, with the fat, upon the pieces of ox-tail, rinse out the frying-pan with hot water and add this to the soup-kettle. Now cover with two quarts of cold water; slice a carrot thin, mince four stalks of celery and add these to the water. Cover closely and simmer for five hours. Season to taste and set aside until next day, remove the fat and strain the liquor from meat and vegetables. Pick out the best joints and return to the soup. Heat to a fast boil, skim, add kitchen bouquet to taste, and serve. There should be two or three joints in each portion. Some cooks slice two or three very small carrots, parboil them and put into the strained liquor with the joints before giving the last boil.

Clear brown soup

After making, cooling and skimming your stock as directed in the beginning of this chapter, measure out a quart; put over the fire and when lukewarm stir in the white of a raw egg. Bring quickly to a boil, stirring all the time. As soon as it bubbles, take from the fire, pour in a little very cold water and let it stand for three minutes. Then pour slowly off the dregs through a flannel bag, or a double cloth. Let it drip as you would jelly. When all has run through, return to the fire with a little soaked tapioca, or a handful of "manestra," such as comes in shapes for soups; simmer five minutes, color with kitchen bouquet, or with caramel, and serve.

Clear soup with poached eggs

Make as directed above, but without tapioca or other cereal. Have ready as many neatly poached eggs as there will be people at table, and when the hot soup is in the tureen slip these carefully into it.

Caramel for coloring soups

Put two tablespoonfuls of sugar into a small tin cup and let it melt, then bubble over the fire. When you have a seething brown (not burnt) mass, pour in two tablespoonfuls of boiling water and stir until the sugar is dissolved.

Put in enough to color your clear soup, but not enough to make it sweet.

Clear soup à la royale

To cleared soup made according to directions given for making and clearing stock, add minute squares of paste made thus:

Heat half a cupful of milk in a saucepan with a bit of soda. In a frying-pan cook a tablespoonful of butter and stir into it two of flour. Turn the milk gradually upon this, and, when well incorporated, a scant half-cupful of soup stock. In a bowl have ready two whipped eggs and pour upon them, stirring well, the hot mixture. Return to the fire, stir to a thick paste and pour upon a buttered platter to cool. Set on ice to harden for at least six hours before cutting into tiny blocks. The soup must not boil after they go in.

Glasgow broth

One quart of strong mutton stock, from which every particle of fat has been removed. The liquor in which a leg of mutton has been boiled will do well for this purpose. Boil it down for an hour before making the broth, as it should be strong.

One cupful of barley that has been soaked in tepid water for three hours. One large carrot, one turnip, two onions, four stalks of celery, half a cupful of green peas and the same of string-beans, parsley and four or five leek tops.

Cut the vegetables up small and parboil them for ten minutes. Drain and put over the fire in the stock. Simmer slowly for three hours. Have ready a good white roux made by heating a heaping tablespoonful of butter in a pan and stirring into it a tablespoonful of flour. Add a few spoonfuls of the soup to thin it, and stir into the broth. Boil one minute and serve.

This recipe, given to me in rhymes a century old by a distinguished professor in the University of Glasgow, is the genuine Scotch broth dear to the Scottish heart and stomach. It is nowhere as delicious as in the Highlands, but it is good everywhere.

Mulligatawney soup

(An East Indian recipe.)

Joint a large fowl, as for fricassee, and cut into small pieces a pound of lean veal. Slice two onions and fry them in butter; pare, quarter and core two sour apples. Put all these into a saucepan with six quarts of cold water. Add four cloves and four pepper corns, cover closely and let it simmer until the fowl is tender. Remove it and cut the meat from the bones into small pieces. Return the bones to the kettle and add one level tablespoonful of curry powder, one level teaspoonful, each, of salt and sugar mixed to a smooth paste with a little water.

Simmer another hour, or until reduced one-half, strain the soup, let it stand all night and remove the fat. Put it on to boil again, add the pieces of fowl and one cupful of boiled rice. This will make a large quantity of soup. Send around with it bananas, chilled by burying them in ice, for those who relish this accompaniment to curry dishes.

Chicken cream soup (No. 1)

Cut up a large fowl and beat with a mallet to crack the bones; pour in five quarts of cold water, cover closely and simmer for four hours more, until the chicken is perfectly tender. Take the meat off the bones, take out the skin. Return the soup to the fire with a part of the meat chopped fine, salt, pepper, a little boiled rice and butter rolled in flour. Just before taking from the fire add a small teacupful of cream heated with a pinch of soda; add a tablespoonful of chopped parsley and boil for one minute.

You may further enrich this excellent soup by beating up two eggs and stirring them into it just before taking from the fire

A still better way is to pour a little of the soup upon the eggs to avoid curdling, then add to the rest.

Chicken cream soup (No. 2)

(An English recipe)

One cupful of cold roast chicken, chopped as fine as powder; a pint of strong chicken broth; a cupful of sweet cream; half a cupful of bread or cracker-crumbs; three yolks of eggs; one teaspoonful of salt; one-half teaspoonful of pepper.

Soak the crumbs in a little of the cream. Bring the broth to boiling point and add the meat. Break the eggs, separating the yolks and whites. Drop the yolks carefully into boiling water and boil hard; then rub to a powder and add to the soup with the cream and the seasoning. Simmer ten minutes and serve hot.

Beef bouillon

Put together in an agate-lined saucepan two pounds of lean beef, minced; one-half pound of lean veal, also minced, and two pounds, each, of beef and veal bones, well cracked. Cover deep with cold water and bring slowly to a boil, then simmer for four hours. Season with salt, pepper and two teaspoonfuls of kitchen bouquet, then remove from the fire. When very cold and like a jelly, skim all fat from the surface of the soup and heat to enable you to strain out the bones and meat. Return to the fire, drop in the white of an egg and a crushed egg-shell, bring to a boil, drop in a bit of ice to check ebullition and, five minutes later, pour carefully, not to disturb the dregs, through a colander lined with white flannel. You may now heat it to scalding, add a glass of sherry and eat it hot, or set on ice when cold until you can have it as "iced-bouillon." It is good in either way.



Bouillon à la russe

Make as just directed and serve in cups, laying a delicately poached egg upon the surface of the steaming liquid.

Chicken bouillon (No. 1)

Cut a large fowl into pieces; put into a porcelain-lined kettle and cover with cold water. Set at the side of the range and simmer for four hours. Season with celery salt, pepper and onion juice, and set away to cool. When cold skim off the fat and strain out the bones and meat. Return to the fire, and when hot, add a quarter of a box of gelatine that has soaked for an hour in a gill of water. When the gelatine is dissolved, take the soup from the fire, strain through a cheese-cloth bag, and serve it when you have reheated it, or set aside to cool, afterward keeping it in ice, when you may enjoy delicious "iced and jellied chicken bouillon."

Chicken bouillon (No. 2)

Cut a four-pound fowl into pieces and put it over the fire with four quarts of cold water. Bring very slowly to the boiling point, and simmer gently for three hours, or until the meat is so tender that it slips from the bones. Add half of a sliced onion and three stalks of celery, and simmer for an hour longer. Turn into a bowl and set in a cold place for some hours. When thoroughly chilled remove the fat from the surface of the soup, strain out the bones and skim. If the liquor is jellied after skimming it, set it on the fire long enough to melt the jelly from the bones. Strain through coarse muslin, letting it drip through, but not squeezing the bag. Put over the fire and, when lukewarm, throw in the unbeaten white and broken shell of an egg; stir to a quick boil and again strain through muslin after seasoning to taste.

Gumbo (No. 1)

(A Creole recipe)

Cut a fowl at every joint and fry for five minutes in good dripping or in butter. Remove the meat and put into a soup kettle.

Cook two sliced onions in the fat left in the frying-pan. Put into the kettle with the chicken half a pound of lean salt pork, or corned ham, cut into small bits, and the fried onions. Add two quarts of cold water, and bring slowly to a boil, after which you should let it simmer two hours. Add, now, two dozen young okra pods, half a pod of green pepper, chopped, and half a can of tomatoes, or a pint of fresh, cut small, and simmer till the chicken is tender. Remove the larger bones, add salt to taste, and five minutes before serving add one pint of fine, sweet corn pulp, scraped from the cob, or one small can of canned corn, or one pint of oysters. Stir in a tablespoonful of butter rolled in flour, boil a few minutes and serve. If fresh okra can not be obtained, use the canned.

Gumbo (No. 2)

This delicious soup may be made with oysters, or shrimps, or chicken. Brown one small onion in a heaping tablespoonful of butter. Add one quart of sliced okra, and fry it well, stirring all the time to prevent burning. Now add half a gallon of hot water and let it cook until simmered down to one quart. Add three ripe tomatoes and the chicken, or oysters, or shrimps. If the chicken is used it must have been previously stewed tender, in which case use the broth instead of the hot water. Season to taste with salt and cayenne, and serve with a tablespoonful of rice for each soup-plate.

Julienne soup

Cut into thin strips, and these into inch lengths, two carrots, one-half of a white turnip, two or three celery stalks, two small onions, a leaf or two of young cabbage, and a good handful of string beans. Put all together, with half a cupful of green peas, into cold salted water, and leave for half an hour. Turn, then, into your soup kettle with sufficient water to cover, and cook for fifteen minutes. Drain off the water, cover the vegetables with a quart of good soup stock or consommé, and cook gently for twenty-five minutes longer. Season with salt and pepper, add chopped

parsley and kitchen bouquet to taste, and boil up once before serving. You may add tomatoes or not, as you like.

The stock should be strong.

French onion soup

To a quart of good stock allow six small onions that have been parboiled for ten minutes, and a cupful of fine, dry bread-crumbs. Let them simmer together for half an hour; rub the soup through a colander, pressing through as much of the onion and bread as possible. Put into a saucepan, rub one tablespoonful of butter and two of flour to a cream, and stir into the hot mixture until it thickens. Season with salt and pepper, add one pint of milk heated with a tiny bit of soda, boil up, and serve.

A homely, but a savory soup.

White barley soup

Soak a cupful of barley for several hours in enough water to cover it; then boil in a quart of veal stock until tender and clear. Season with a teaspoonful of onion juice, a tablespoonful of minced parsley, and with celery salt and white pepper to taste. Thicken a pint of scalding milk with a white roux, pour the hot soup slowly upon this and serve.

"Turkey rack" soup

(A Virginia recipe)

-Break the carcass of a roast turkey served for yesterday's dinner into pieces, removing all the stuffing; cover with two quarts of cold water and boil three hours, covered. Set aside until cold; skim and take out all the bones; chop the meat; add to the soup and meat the stuffing rubbed through a colander, a sliced onion and a stalk of celery, cut very small. Simmer for an hour; put a cupful of milk over the fire, not forgetting a pinch of soda; when hot, stir in a tablespoonful of butter rubbed into one of flour; mix with the soup, and boil one minute.

A white fowl soup

Cut an elderly chicken up as for fricassee, severing every joint. Put into the soup-kettle, allowing a quart of water for every pound. Add a sliced onion and three celery stalks. Set at the side of the range; bring slowly to the boil. Cook until the meat slips from the bones, if it takes all day. Set away with the meat in it until cold. Take off the fat. Warm sufficiently to allow you to strain it; take out the bones; cut the white meat into cubes, and keep hot over boiling water. Bring the soup to a boil, season with salt and white pepper, and throw into it, while boiling hard, half a cupful of rice. Cook fast for twenty-five minutes, or until the rice is very tender. Have ready in a saucepan a cupful of hot milk into which you have put a bit of soda; stir in a white roux made by cooking a tablespoonful of butter with one of flour, and add to the soup with a tablespoonful of chopped parsley. Now, put in the meat cubes, boil one minute and serve.

A brown fowl soup

Prepare and cook chicken as just directed, and, when you have skimmed the soup and taken out the bones, cut all the meat into neat cubes; dry it between two cloths; pepper and salt, then dredge well with flour. Put into a frying-pan four tablespoonfuls of the fat you have taken from the soup and when it bubbles, add the pieces of chicken and toss them about until well browned. Remove the chicken and keep it hot. Into the fat left in the pan put one level tablespoonful of flour and stir until well mixed and slightly browned. Add by degrees sufficient soup to moisten to a smooth gravy, then strain it into the soup. Season to taste, put in the chicken dice, simmer five minutes, and serve. You may improve the color by adding a teaspoonful of kitchen bouquet.

Beef juice for invalids

Chop two pounds of lean beef small. Put a layer of this meat in the bottom of a glass jar and sprinkle over it a *little* salt. Then

add another layer and a little more salt, and so on until the meat has been used. Set in a kettle. The water in the kettle should be cold and be heated gradually to the boiling point, after which it should be left to simmer for three or four hours, or until the meat looks like bits of white rags with the juice completely drawn out. Let all get cold together, then skim, and strain out the meat, pressing it hard.

Beef tea

Chop three pounds of lean beef fine and leave in a quart of cold water for two hours. Set water and beef over a slow fire in a covered saucepan and simmer four hours. Set away all night with the meat in it. In the morning remove every bit of grease, and strain through coarse muslin, pressing hard. Season with pepper and salt.

BISQUES

THE name is applied to a class of soups thickened into closer consistency than broth by the addition of minced meat and crumbs. When well made, they are popular at family dinners, and some kinds—such as oyster and lobster bisque—are admirable at dinner parties.

Care must be observed to keep the ingredients well together, and to season judiciously. Insipid panada is not a bisque. Still less is a "mess" compounded, not wisely, but so well as to remind one of a poultice.

Oyster bisque

Drain the liquor from a quart of oysters and make of it a quart of liquid by adding cold water. Into this stir the oysters, chopped fine, and put all into a porcelain-lined saucepan over the fire. Cook very gently for twenty minutes. Have heated a quart of milk, in which a pinch of soda has been dissolved, and half a cupful of cracker-crumbs, soaked. Cook together in a saucepan two tablespoonfuls of butter and two of flour. When they are perfectly blended pour upon them the quart of thickened boiling milk and

stir until as smooth and thick as cream. Turn into this the oyster soup and season to taste with salt and pepper. Slowly pour a cupful of the soup upon the beaten yolks of two eggs, stirring constantly. When mixed, return the soup with the blended yolks to the saucepan, stir and pour at once into a heated tureen.

Lobster bisque

Two cupfuls of lobster meat, minced fine; one quart of boiling water and the same of milk; half a cupful of butter and a cupful of fine cracker-crumbs; paprika or cayenne and salt to taste; a teaspoonful of flour.

Rub the coral and a quarter of the meat to a paste; leave this in enough boiling water to cover it for half an hour. Then put the reserved chopped lobster into a saucepan, with the cracker-crumbs and half the butter; stir in the hot water and coral, etc., with the rest of the quart of boiling water. Cook gently half an hour in a double boiler after the water in the outer vessel begins to boil hard. Stir often. In another saucepan heat the milk (with a bit of soda) and the rest of the butter worked up with the flour. Boil one minute. Turn the lobster into the tureen; stir in the hot milk and serve at once.

Crab bisque

Is made in the same way.

Clam bisque

Thirty clams; one cupful of milk and half as much cream, or two cupfuls of milk; two tablespoonfuls of butter and one of flour; three eggs; a tablespoonful of onion juice; one cupful of boiling water; a pinch of soda in the milk; one cupful of cracker-crumbs.

Chop the clams and put over the fire in the boiling water. Simmer half an hour. Heat milk and cream in another saucepan with the soda and crumbs. Stir in the roux, boil one minute and pour gradually, beating all the time, upon the yolks, previously whipped smooth. Heat in a double boiler for two minutes, or until the

water in the outer vessel boils hard, and turn into the tureen. Season the boiling mince of clams with salt, cayenne and minced parsley, add to the milk in tureen and cover the surface with the whites of the eggs beaten to a standing froth.

In serving, dip the ladle deep into the bisque, but see that each plate is mantled by the meringue.

Chicken bisque

Joint the fowl and cover with cold water, a quart for each pound. Put in a large minced onion and three stalks of celery, minced fine. Cover and cook slowly until you can slip the flesh from the bones. Let all get cold together; skim, take out bones and meat, and chop the latter fine. Return the soup to the fire and heat in another vessel a cupful of milk (dropping in a bit of soda). Thicken this with a tablespoonful of butter rubbed into a teaspoonful of flour, and add a tablespoonful of minced parsley. When the soup has reached a fast boil, stir into it the chopped chicken with a cupful of cracker-crumbs soaked in warm milk; boil one minute, beat in the milk and butter and pour out.

Corn bisque

Drain the liquor from a can of corn. Chop the corn very fine, put it over the fire in a quart of salted water and simmer gently for an hour. Rub through a colander, return to the fire with the water, add a teaspoonful of sugar, and when this melts, two tablespoonfuls of flour rubbed into two of butter. Stir until smooth and pour slowly upon a pint of heated milk. Season with salt and pour the soup gradually upon two beaten eggs. Send immediately to the table.

Cheese bisque

Into a pint of milk put a pinch of soda, and bring to the scalding point. To this add a cupful of stock (chicken or mutton or lamb) in which an onion has been boiled, and a cupful of water in which rice has been cooked until you can run it through a strainer. Cook together in a good-sized saucepan two tablespoonfuls of but-

ter and two of flour. When they are thoroughly blended and bubble pour on them the white soup and stir until it thickens to the consistency of cream. Now beat in a half cupful of grated cheese. Have ready in a bowl two well-whipped eggs, and on these pour, a little at a time, a cupful of hot soup, beating steadily to prevent curdling. Return the cupful of soup with the eggs to the soup on the fire, beat for half a minute, season with salt and pepper, and serve. Odd, but very good when properly made.

Salmon bisque

Open a can of salmon and turn out the contents several hours before making the soup. With a silver fork pick the fish to pieces and take out all bits of bone and skin. Put the fish into an agate saucepan, put on it enough boiling water to cover it, and let it simmer gently for half an hour. Drain off the water and break the fish to a soft mass.

Dissolve a pinch of soda in a pint of milk and heat in a double boiler with a half cupful of cracker-crumbs. Stir into it a pint of well-seasoned veal stock, and thicken with two tablespoonfuls of flour rubbed into two of butter. When thick and smooth, stir in the minced fish, season with salt and paprika, and serve. This is very good when made of boiled fresh salmon.

Bisque of halibut or cod

Boil a pound of firm fresh fish in two waters, and mince it fine, freeing it from all bits of skin or bone. Have ready a quart of white stock, stir the fish into it and season with salt, pepper and a spoonful of minced parsley. Cook together two tablespoonfuls of butter and one of flour, pour upon this a cupful of milk, stir until it thickens, and put with the fish and stock. Boil up once and put into the tureen. A half cupful of powdered cracker-crumbs should be added just before the soup is mixed with the milk.

Tomato bisque (No. 1)

Two cupfuls of fresh tomatoes, chopped fine; one pint of strong stock or skimmed gravy; one cupful of fine crumbs soaked for half an hour in hot milk; one teaspoonful of white sugar; one tablespoonful of onion juice; pepper and salt to taste; one tablespoonful of butter cooked to a roux with one of flour; chopped parsley; cook together five minutes, run through a vegetable press, stir in the stock and seasoning, and return to the fire. Simmer twenty minutes and add the soaked crumbs and parsley; cook together five minutes, stir in as much baking-soda as will lie upon a dime and send in at once.

You may use canned tomatoes for this recipe if you have not fresh.

Tomato bisque (No. 2)

Stir one quart can of tomatoes with a half-teaspoonful of soda for half an hour. Boil half a gallon of fresh milk; add to it a quarter of a pound of butter, pepper and salt. Mash the tomatoes through a colander and stir them into the boiling milk; add a tea-cupful of rolled crackers; serve immediately. If the milk is put into the tomatoes it will curdle.

CREAM SOUPS

N. B.—See to it that the milk of which they are made is fresh, and always drop in it before heating a pinch of baking-soda to avoid the danger of curdling. A curdled cream soup is a culinary solecism, and should never be put into delicate stomachs. After the soup is ready for the table do not allow it to stand on the part of the range where it may come to a boil.

Cream of spinach soup

Wash a half peck of spinach and put it into a saucepan with a scant quart of water. Boil until tender, then chop very, *very* fine, and run through a sieve. It should be like a soft green paste.

Cook together a tablespoonful of flour and one of butter and pour upon them a quart of hot milk. Stir until smooth, add the spinach, boil up once, season and serve.

Cream of beet soup

Boil the young beets in salted water for an hour. Lay in cold water until cool enough to handle. Scrape off all the skin and chop the beets very fine. Turn the beets and the juice which has exuded from them into a pint of mutton stock, and simmer for fifteen minutes. Rub through a fine colander or a coarse soup-strainer and keep hot at the side of the range. Cook together two teaspoonfuls of butter and two of flour, and pour upon them a pint of milk. Stir until thick and smooth, then add slowly the beet and mutton purée. When very hot, season with salt and white pepper and serve.

Tomato cream soup (No. 1)

Cut up a dozen ripe tomatoes and stew tender in a pint of water. Rub through a strainer and thicken with three teaspoonfuls of corn-starch rubbed to a paste with a tablespoonful of butter. Season with salt, pepper and sugar, and pour slowly upon the mixture a quart of scalding milk, to which a pinch of soda has been added.

Tomato cream soup (No. 2)

Cook a quart of tomatoes soft and rub them through a colander, or drain the liquid from a can of tomatoes. Heat it over the fire, cooking with it a pinch of soda and a teaspoonful of onion juice. Cook together in another saucepan a tablespoonful, each, of butter and flour until they bubble, and then pour upon them a pint of hot milk. Stir until it thickens, salt and pepper the tomato to taste, and mix with it the thickened milk. Add half a teaspoonful of Worcestershire sauce and serve at once.

Cream of celery soup

Cut a bunch of celery into small bits and put it over the fire in enough water to cover it. Stew until very tender; rub through a

colander, and stir into it a pint of hot veal or other white stock. Cook together two tablespoonfuls of butter and the same of flour, and pour slowly upon them a pint of hot milk in which a pinch of soda has been dissolved. When thick and smooth, add gradually, stirring constantly, the celery and stock. Season with pepper and celery salt, and serve.

Onion cream soup

Into a quart of mutton stock slice six large onions and simmer for an hour. Rub through a colander, return to the fire, and thicken with two tablespoonfuls of flour, rubbed to a paste with two of butter. Bring a half pint of milk to the boiling point and stir it into the soup. Season with salt, white pepper and a tablespoonful of minced parsley.

Potato cream soup (No. 1)

Mash ten large boiled potatoes, beat them to a soft mass with a half pint of cream, and season to taste with salt, pepper and a teaspoonful of onion juice. Heat a pint of milk to scalding, stir it into a quart of heated veal stock and thicken with a white roux. Now beat in the mashed potato, boil up once, stirring constantly, add a handful of chopped parsley, and serve.

Potato cream soup (No. 2)

Boil and mash six good-sized potatoes. Heat a pint of milk to the boiling point and stir into it a tablespoonful of butter, rubbed into the same quantity of flour. When the milk is smooth and thick beat into it slowly the mashed potatoes and stir to a cream-like soup. Season to taste with pepper, salt and onion juice, and just before removing from the fire add a teaspoonful of finely minced parsley.

Cream of corn soup

Grate the corn from a dozen ears and put over the fire in a quart of water. Simmer for three-quarters of an hour. Now add salt and pepper to taste and a teaspoonful of granulated sugar. Rub

to a paste two tablespoonfuls of butter and two of flour and thicken the corn soup with this. Have ready heated a quart of milk, pour this gradually upon a beaten egg, turn into a heated tureen and stir in the corn purée.

Cream of asparagus soup

Cut the stalks of a bunch of asparagus into half-inch lengths, and boil slowly for an hour in three cups of salted water. When the stalks are tender, drain through a colander, pressing and rubbing the asparagus that all the juice may exude. Return the liquid to the fire and keep it hot while you cook together in a saucepan a tablespoonful of butter and one of flour, and pour upon them a quart of milk. Stir until smooth, and add the asparagus liquor slowly with a cupful of asparagus tips, already boiled tender. Have ready beaten the yolks of two eggs, pour the hot soup gradually upon these, stirring all the time; return to the fire for just a half minute, season to taste and serve.

Cream of pea soup

Open a can of peas, turn off the liquor and pour over them enough cold water to cover them. At the end of half an hour drain the peas, put them into a saucepan with a pint of water and ~~boil~~ until they are reduced to a pulp. Rub through a colander and add a teaspoonful of granulated sugar. Thicken a pint of rich milk with a teaspoonful of flour rubbed into one of butter, and stir the pea purée into this. Cook for a minute, season to taste, and turn into a heated tureen. Have ready a handful of dice of fried bread to throw upon the surface of the soup just before it is sent to the table.

Tapioca cream soup

Soak two tablespoonfuls of tapioca in a gill of cold water for six or eight hours. Heat a pint of well-seasoned mutton stock to boiling and stir the tapioca into this. Boil until the tapioca is clear, then slowly add a pint of scalding milk, in which a pinch of soda

has been dissolved. Season to taste, and pour the soup very gradually upon the beaten yolks of three eggs. Turn into a heated tureen and serve.

Cream cheese soup

Boil an onion for fifteen minutes in a pint of veal stock, then strain it out and return the stock to the fire. Heat a pint of milk to scalding, thicken with two tablespoonfuls of flour rubbed into one of butter, season with white pepper and celery salt, and add to the veal stock. Stir in slowly the beaten yolks of two eggs, then four tablespoonfuls of grated Parmesan cheese and serve.

Cream of lettuce soup

Make as you would cream of spinach soup, but boil ten minutes only. It is very good and more delicate than spinach.

Cream of sago soup

Soak half a cupful of sago for three hours in enough tepid water to cover it. Pour a cupful of boiling water upon it, and simmer in an inner boiler until very soft. Now add three cupfuls of hot milk, into which two tablespoonfuls of butter rolled in flour have been stirred. Beat up well, put in celery salt, pepper and a little onion juice; stir up and beat from the bottom for two minutes; pour gradually upon two beaten eggs; set in boiling water for two minutes, and pour out.

VEGETABLE SOUPS WITH MEAT

Potato purée

Peel and slice a quart of good "old" potatoes. Put them into the soup kettle with a large sliced onion, three stalks of celery cut into inch pieces, a quarter of a pound of butter, and pepper and salt to taste; stew slowly until reduced to a pulp, add a quart of

good stock; simmer a few minutes longer, run through a colander into another saucepan and let it boil gently for five minutes. Just before ready to serve add a pint of hot cream, a piece of butter and a tablespoonful of minced parsley.

Bean soup

Soak three cupfuls of dried white beans for eight hours. Drain, cover them with two quarts of boiling water, and boil until the beans are tender and broken to pieces. Rub them and the water in which they have been boiled through a sieve and return to the fire. Add a quart of stock, in which a ham or a piece of corn beef has been boiled. If this is too salt, add other soup stock with it. Boil for an hour, season to taste; stir in a tablespoonful of butter rolled in one of flour and put into the tureen. Put a handful of croutons or dice of fried bread on the surface of the soup.

Mock-turtle bean soup

Make as you would white bean soup, adding, at the last, a tablespoonful of butter rolled in one of *browned* flour, and when it has boiled one minute, a glass of sherry.

Have in the tureen three tablespoonfuls of hard-boiled egg, cut into dice, and a lemon, peeled and sliced as thin as paper. It is a surprisingly good imitation of mock turtle soup.

Bean and tomato soup

Soak a quart of beans for eight hours. Drain and soak an hour longer in warm water. Drain and put into a soup pot with a gallon of cold water, and bring slowly to a boil. Add a half pound of fat salt pork, chopped, two sliced onions and a bay leaf. Let all simmer gently for four hours. At the end of that time run and press the soup through a sieve, and return it to the pot with a quart of canned tomatoes seasoned, and sweetened with two teaspoonfuls of granulated sugar. Boil for half an hour, strain the soup through a colander and return to the fire, while you thicken

it with a tablespoonful of flour rubbed into the same quantity of butter. Boil up once and serve.

Split pea soup

This soup may be made of dried split green or yellow peas. Soak a large cupful of the peas all night, drain, cover with two quarts of water and bring to a boil. Simmer gently until the peas are soft, then rub through a colander and return to the fire, thicken with a tablespoonful of flour rubbed into one of butter and season with pepper, celery, salt and onion juice. Stir until very smooth, turn into a heated tureen, throw in a handful of dice of fried bread and serve.

Celery soup

Wash the celery, cut it into inch lengths and boil it in enough water to cover it until so soft that it can be rubbed through a colander. After passing it through the colander, return to the fire with a pint of white stock. Scald a pint of milk, stir into it a tablespoonful, each, of butter and flour, and when thick and smooth, add slowly the stock seasoned with white pepper and celery salt. Beat for a half-minute and serve.

Green pea purée (No. 1)

Shell two quarts of peas and leave in cold water. Wash the pods and put them over the fire to boil in a quart of veal or mutton stock. Boil for twenty minutes, then drain out the pods and return the stock to the fire. Drain the water from the peas, and when the stock boils again, turn them into this. Add a pinch of soda and boil until the green pellets are reduced to a soft mass. Rub the pulp and liquid through a colander, return to the fire and thicken with a tablespoonful of flour rubbed into one of butter. Have heated in another saucepan a half pint of rich milk. Pour this slowly into a bowl containing a beaten egg; whip all together, and gradually add the peas-purée. Do not return the soup to the fire after it has been poured upon the milk and egg, or it may curdle.

Green pea purée (No. 2)

Boil a quart of shelled peas tender in salted hot water with a young onion, a few sprigs of parsley and six mint leaves. Rub through a colander and return to the fire, adding half a cupful of good stock, salt, pepper and a lump of sugar. When it has boiled two minutes stir in a tablespoonful of butter rolled in flour, cook one minute longer and pour upon croutons of fried bread-dice in the tureen.

Savory potato soup

Crack a good marrow-bone well and put over the fire with three pints of cold water, a small sliced carrot, a stalk or two of celery and a grated onion. Cook slowly until boiled down to one-half the original quantity. Set aside until cold; remove the fat, take out the bones, and rub the vegetables through a colander back into the soup. Heat quickly to a boil, and pour upon your mashed potato, gradually, working in smoothly as you go on. Turn into a double boiler and when again hot put in a great spoonful of chopped parsley. Have ready in another saucepan a good cupful of hot water, in which has been dropped a pinch of soda. Stir into this a teaspoonful of butter, rubbed up in one of corn-starch. Cook three minutes, add to the potato soup, stir briskly for half a minute and put into the tureen. If properly seasoned this is a delicious family broth.

Browned potato soup

Peel and cut into quarters twelve potatoes, put three tablespoonfuls of beef dripping in a soup pot and fry in it the potatoes and a sliced onion. When brown, add two quarts of water and simmer until the potatoes are soft and broken. Rub through a colander, return the purée to the pot, thicken with two tablespoonfuls of browned flour rubbed to a paste with a great spoonful of butter, stir until smooth, add a tablespoonful of chopped parsley, salt and pepper to taste and serve.

It is very good.

Savory rice soup

Boil half a cupful of well-washed rice in boiling water for twelve minutes; drain off the water, pour over it one quart of stock and cook until the rice is tender; then rub through a strainer and return to the fire; beat the yolks of two eggs, add to them half a cup of cream, and this to the soup and stir for one minute; do not allow it to boil; add more seasoning if necessary, and serve.

Okra soup

Into a quart of chicken stock stir two slices of corned ham, minced, a chopped onion and two dozen okra. Add a pint of strained tomatoes and boil all until the okra is tender. Season to taste and serve.

Red tomato soup

Skim all grease from a quart of beef stock and turn into it a can of tomatoes, or a quart of fresh tomatoes, peeled and sliced. Bring to a boil and simmer steadily for an hour. At the end of this time rub the soup through a sieve and return to the fire with a heaping teaspoonful of sugar, a tablespoonful of butter rolled in flour, a teaspoonful of onion juice, the same quantity of kitchen bouquet, and pepper and salt to taste. Add a half-cupful of boiled rice, simmer five minutes and serve with squares of toasted bread.

Tomato and bean soup

Put beef-bones over the fire with half a sliced carrot, two stalks of refuse celery and a grated onion. Pour in three pints of cold water; simmer slowly in a covered pot four hours, until the liquid is reduced to one-half. Turn bones and soup into a bowl and let all get perfectly cold. Skim off the fat, strain out the bones and rub the vegetables through a colander back into the liquor. Season this to your taste with salt and pepper, bring to a boil, add a cupful of stewed tomato and one of baked beans and cook half an hour longer before rubbing all hard through the colander into another saucepan. Stir in a teaspoonful of butter rubbed up with

one of flour, to prevent wateriness in the soup, also a little chopped parsley. Boil up sharply for one minute and turn upon tiny squares of fried or toasted bread laid in the bottom of the tureen

This is an excellent way of using up left-overs of stewed tomatoes and baked beans.

Carrot soup

Wash and clean one dozen half-grown carrots. Slice thin, then place them in a saucepan with two tablespoonfuls of butter, a little salt and sugar and cook slowly, turning often until the carrots begin to color. Add a pint of rich broth and allow them to boil gently to a glaze; then put the carrots through your vegetable press; return to the saucepan, simmer until smoking-hot and serve.

Sorrel soup

Chop the sorrel into bits and boil tender in a quart of mutton stock. Rub through a colander and return to the fire. Thicken a pint of hot milk with a tablespoonful of flour rubbed into one of butter. Cook one minute, or until it is smooth and free from lumps, when stir in slowly the sorrel soup. Season to taste and serve. The French are particularly fond of sorrel soups.

Suocotash soup

Remove the strings from string beans, cut the beans into inch lengths and shred each inch into thin strips. Grate the kernels from six ears of corn, and boil the cobs for twenty minutes in a quart of cleared beef stock. Remove the cobs and boil the grated corn and shredded beans in the stock for twenty-five minutes. Now make a pint of tomato sauce, thickening it and seasoning it as usual, and pour the stock, corn and beans gradually upon this. Season all to taste, and serve very hot, without straining.

You may make this soup in winter from canned corn and string beans.

Spinach soup

Pick over, wash and stem half a peck of spinach, and put over the fire in the inner vessel of a double boiler, with boiling water in the outer, and cook tender. Rub through your vegetable press back into the saucepan; add a pint of good stock; season with salt, pepper, a teaspoonful of sugar and a pinch of mace; bring to a quick boil to keep the color, stir in a tablespoonful of butter rolled in a teaspoonful of flour, and cook one minute.

Celery soup

Is good made in the same way, also cauliflower.

Lettuce soup

Treat as directed in spinach soup. Cook very quickly and add a dash of lemon juice.

Farmer's chowder

Parboil and slice six fine potatoes; fry half a pound of sweet salt pork (chopped) and when it begins to crisp add a minced onion and cook to a light brown. Pack potatoes, pork and onion in a soup kettle, sprinkling each layer with pepper and minced parsley. Add the hot fat; cover with a pint of boiling water and simmer thirty minutes. Turn into a colander and drain the liquor back into the kettle. Have ready a pint of hot milk into which has been stirred a tablespoonful of butter rolled in flour; add to the liquor, cook one minute, return the potatoes to the kettle and serve.

VEGETABLE SOUPS WITHOUT MEAT

Split pea soup

Soak a large cup of split peas all night, then put them over the fire with two quarts of water and bring to a boil. Simmer gently

until the peas are soft. Rub through a colander, return to the fire, thicken with a tablespoonful of flour rubbed into two of butter and season with pepper, celery salt and onion juice. Stir to a smooth purée, pour into the tureen and throw a handful of dice of fried bread upon the surface of the soup.

Green pea broth (No. 1)

Drain the liquor from a can of peas, cook them until very soft, then rub through a colander. Thicken a quart of milk with a tablespoonful of flour rubbed into two of butter, stir the mashed peas into this, boil up once, stirring steadily; season with salt and a teaspoonful of sugar, and serve.

Green pea broth (No. 2)

Drain a can of peas and lay the peas in cold water for one hour. Add two cupfuls of cold water, one teaspoonful of sugar, and one slice of onion; boil twenty minutes and rub through a vegetable press. Heat two tablespoonfuls of butter, add one of flour, mixed with one teaspoonful of salt and one-eighth of a teaspoonful of pepper. Stir into the boiling mixture and add two cupfuls of scalded milk heated with a bit of soda. Strain before serving.

"Linsen," or lentil soup

Pick over and wash one cupful of lentils, soak three hours, and put them on to cook in one quart of boiling water. Let them cook very slowly until soft, and the water reduced one-half. Rub the pulp through a strainer, add one pint of milk and when boiling thicken with one tablespoonful of flour cooked in a tablespoonful of butter. Season with paprika, salt and a little sugar, and serve with croutons.

A good green pea soup

One quart of shelled peas, two cupfuls of milk, two tablespoonfuls of butter and one of flour, one-half teaspoonful, each, of salt

and white sugar, and half as much white pepper, one quart of boiling water.

Wash the pods well when you have shelled the peas and put the pods over the fire in the boiling water; cook fifteen minutes, strain and press the softened pods into the water and return to the fire with the raw peas. Cook until soft, when run through your vegetable press back into the saucepan with the water. Have ready a roux made by heating the butter and stirring into it in the frying-pan the flour. Have the milk hot in another vessel, add the roux, cook two minutes. Season the pea-broth and pour into the tureen. Stir in the thickened milk and serve, pouring upon croutons of fried bread.

Squash soup

One cupful of cold boiled squash, run through a colander, one quart of milk, heated, with a pinch of soda, one teaspoonful, each, of salt and of sugar, a quarter as much pepper and a pinch of mace, two tablespoonfuls of butter and one of flour, one tablespoonful of onion juice and two of minced celery.

Make a roux of butter and flour, and stir into the hot milk. Beat together the squash, celery and seasoning until light; heat quickly in a saucepan, stirring all the time. When very hot, put into the tureen, turn in the milk, stirring all well together, and serve.

Turnip soup

Make as directed in last recipe.

Rice and tomato soup

Peel and cut up a dozen ripe tomatoes and boil to a pulp in a quart of salted water. Strain, return to the fire, and add two tablespoonfuls of butter rubbed to a paste with the same quantity of flour; pepper, salt and sugar to taste, a tablespoonful of minced parsley and a teaspoonful of onion juice. Cook for ten minutes, then stir in a cupful of boiled rice.

Corn and tomato soup

Heat two tablespoonfuls of butter in a saucepan, put into it two fine-cut onions, one bay leaf and six whole black peppers; cook five minutes without browning; add one tablespoonful of flour, stir and cook two minutes; then one can of tomatoes, one tablespoonful of sugar, one teaspoonful of salt, one-quarter teaspoonful of white pepper; stir often and cook ten minutes. Next comes one pint of boiling water; cook five minutes, rub the tomatoes through a sieve into a clean saucepan and add one can of corn, put it into the soup and boil fifteen minutes; mix the yolks of two eggs with a half cupful of cream or milk, stir into the soup, and serve at once.

Corn chowder

Cut the kernels from a dozen ears of green corn. Peel and mince two onions and fry them brown in three tablespoonfuls of butter in a deep saucepan. Now put in the corn, four broken pilot biscuits and half a dozen parboiled and sliced potatoes. Season with pepper, salt and a tablespoonful of minced parsley, and cover with a quart of boiling water. Let all cook gently for three-quarters of an hour, then stir in slowly a cupful of boiling milk, thickened with a tablespoonful of flour rubbed into one of butter. Turn at once into a heated tureen. A delightful summer soup.

Artichoke soup

Wash, pare and quarter one dozen large Jerusalem artichokes and lay in cold water for an hour. Put over the fire with enough cold water to keep them from burning and cook five minutes after they begin to boil. Drain off the water, put the artichokes into the inner vessel of the double boiler with one quart of milk and a pinch of soda, and cook until tender. Press the pulp through your vegetable press; put it again into the boiler and thicken with one tablespoonful, each, of butter and flour, first cooked together to a white roux. Season with salt and cayenne and serve with fried bread dice.

Vermicelli soup

(Contributed)

Bring to a boiling point two quarts of soup stock. Add four ounces of vermicelli and boil hard for twenty minutes. Season with pepper and salt and serve at once.

Macaroni soup

(Contributed)

Cook one ounce of macaroni in boiling water for twenty minutes. Drain and cut into little rings. Bring one quart of stock to the boiling point. Add the macaroni and let simmer five minutes. Salt and pepper to taste.

Lima bean soup

(Contributed)

Cook the beans in thin soup stock until they fall to pieces. Pass through the purée strainer. Add enough thin cream or rich milk to make the soup the proper consistency. Season to taste, reheat and serve at once.

Noodles for soup

Beat an egg with a pinch of salt, then stir into it gradually enough flour to enable you to knead it to a firm dough. Lay this on the floured pastry board, roll very, very thin, and cut into strips of a half-inch in width. Leave these long strips on the board for a few minutes until so dry that they may be rolled up loosely, as tape is rolled. These can be dried in a colander near the range and kept for soup. They are to be dropped into the boiling soup and cooked for fifteen minutes. You may keep them in a tin box in a dry place for days.

Croutons

Cut stale bread into dice less than half an inch square; fry in hot dripping or butter to a delicate brown; take up with a split spoon and shake free of fat in a colander.

Egg soup

In a double boiler heat a quart of milk into which you have stirred a pinch of soda and a minced onion. Rub to a paste a tablespoonful, each, of butter and flour and stir into the milk. Season with pepper and salt to taste.

Lay six poached eggs in the bottom of a tureen and when the white soup is smooth and cream-like, pour it carefully upon the eggs.

FISH SOUPS**Red snapper soup**

Heat a quart of white stock to a boil. Stir in two cupfuls of the cold cooked fish, freed of skin and bones, and minced finely. Add pepper, salt, a tablespoonful of chopped parsley and a great spoonful of butter. Heat a cupful of milk to boiling, thicken it with a white roux and a half cupful of fine cracker crumbs. When the fish has cooked in the soup for five minutes, stir the liquid into the thickened milk and serve.

Clam chowder

Chop a half-pound of fat salt pork; put a layer of the pork in the bottom of the pot, cover with a layer of clams, sprinkle with a little minced onion and parsley, and put in a layer of split and soaked Boston crackers. Proceed in this way until seventy-five clams are used, then sprinkle with pepper and salt and cover with cold water. Bring slowly to the boil and simmer for an hour. Drain off the liquid and return to the fire. Thicken with a

lump of butter rolled in flour, and add a cupful of tomato juice. Return the other ingredients to the pot, bring to the boil, and send to the table.

"Long" clam chowder

Chop a quart of "long," or soft clams, peel six potatoes and slice thin; mince a quarter of a pound of fat salt pork fine; tie up in a cheese-cloth bag six whole allspice and the same number of whole cloves. Put the minced pork into the pot and fry it crisp; remove the pork and fry a small sliced onion in the pot to a light brown. Now put in the potatoes and a can of tomatoes, the spice bag, a quart of cold water and a pinch of cayenne pepper. Cook for four hours. At the end of three and a half hours add the clams and four pilot biscuits that have been soaked in milk. Serve very hot.

Scallop chowder

Scallops treated as directed in the foregoing recipe make a delicious chowder. Add more cayenne than when clams are used, scallops being the richer fish of the two.

Clam soup

Fifty fine clams, with the liquor that runs from them. One quart of water. One cupful of milk and two well-beaten eggs. Pepper and salt to taste. Pinch of soda in the milk. Two tablespoonfuls of butter.

Put the minced clams, liquor and water in a saucepan; simmer gently (but not boil) about one and a half hours. The clams should be so well-cooked that you seem to have only a thick broth; season with butter, pepper and salt, and pour into a tureen in which a few slices of well-browned toast have been placed. Beat the eggs very light, add slowly the milk, scalding hot, beat hard a minute or so, and when the soup is removed from the fire stir the egg and milk into it.

Oyster soup

Three dozen oysters and one quart of their juice. One quart of milk. Two tablespoonfuls of butter rolled in one of flour. Paprika, or cayenne, and salt to taste. A pinch of mace. Pinch of soda in the milk.

Scald the liquor in one saucepan and the milk in another. Make a roux of butter and flour and add the scalding milk gradually, stirring to a smooth mixture. Now put this with the hot oyster juice; add the oysters and cook until they "ruffle," not an instant afterward.

Send crackers and sliced lemon around with it.

A fine crab soup

(A Maryland recipe.)

Boil one dozen large crabs; let them get cold, and extract the meat. Meanwhile chop a pound of salt pork and boil half an hour, *fast*. Cool suddenly, take off the grease from it, turn the liquor into a saucepan and heat. Put the crab-meat into this and simmer thirty-five minutes. Have ready a pint of rich, unskimmed milk, scalding hot. Beat the yolks of three eggs light and pour the milk gradually upon them, stirring all the time. Turn into the inner vessel of a double-boiler, and when the boiling point is reached add the crabs and the liquor in which they were cooked.

Remove from the fire, but leave the inner vessel in the boiling water for five minutes after you have added a tablespoonful of finely-minced parsley.

Eel soup

Two pounds of eels, cleaned and cut into inch-lengths; two tablespoonfuls of butter cooked to a roux with one of flour; three pints of water, one sliced onion, a pinch of mace and a larger of cayenne; salt to taste; dripping for frying; one tablespoonful of minced parsley. Juice of a lemon.

Heat the dripping hissing hot and fry the sliced onion in it.

Now put in the eels when you have wiped them dry, and fry on both sides to a light brown. Turn all into a covered saucepan, pour in the cold water and cook slowly for an hour. Season then, stir in the roux; simmer three minutes, put in the lemon juice and serve.

Catfish soup

May be made in the same way.

Chicken broth

Cover a jointed fowl with cold water and boil until tender. Set aside the liquor in which the fowl was boiled until very cold. Remove meat and bones, and skim, removing every particle of fat. Put two quarts of this chicken-stock on the fire, season with salt and a little white pepper, bring to a boil and stir in six tablespoonfuls of rice that has been soaked for an hour in cold water. Add a little onion juice and cook until the rice is soft. Now stir in a tablespoonful of minced parsley and cook for ten minutes longer. Heat a pint of milk into which a pinch of baking soda has been stirred. Cook together a heaping tablespoonful, each, of butter and flour, and when they bubble, pour upon them the pint of heated milk, stirring until you have a smooth white sauce. Into this beat gradually two well-whipped eggs. Stir over the fire for half-a-minute, and pour the egg and milk mixture into a heated tureen. Into this pour slowly, beating steadily, the chicken soup. Season to taste and serve at once.

A "left-over" fish bisque

Rid cold baked or boiled or broiled fish of bones and skin. Pick into fine bits with a silver fork. Get from your fish-merchant for a few cents a pint of oyster liquor. Put over the fire with a generous lump of butter, pepper and salt. Bring to a boil, add the fish, cook one minute and stir in a scant cupful of crumbs soaked in milk. Simmer for three minutes and serve. Pass sliced lemon with it.



FISH

Baked red snapper

A FISH that is earning, and honestly, much popularity. It would have all it deserved if it were always cooked properly. It is not a fish with which one can take liberties.

Draw, clean and wipe a five-pound red snapper and wash inside and out with salad oil and lemon. Make a stuffing as follows: One well-beaten egg, one-half cupful of powdered cracker and one cupful of oysters, drained and chopped. Season with one teaspoonful of onion juice, one tablespoonful of butter, one teaspoonful of salt, one-eighth teaspoonful of paprika and one tablespoonful of minced parsley, and moisten with cream and oyster liquor. It should be quite moist. Fill the fish and sew the edges together with fine white cotton.

Put a layer of minced fat pork on the grating of your covered roaster, lay a few slices of tomato and onion on the pork, then the fish on this. Dredge the top with salt and flour, and put on more minced pork. Place it in a hot oven, add a cupful of boiling water, and cover. Baste often, and add more water after each basting. Bake about one hour. Remove to a hot dish and serve with sauce Hollandaise.

Boiled red snapper

Clean, wash, wipe dry and sew up in coarse white mosquito netting. Put it into boiling water deep enough to cover the fish, and which has been salted and flavored with lemon juice. Let the water come to the boiling point, then reduce the heat so it will merely bubble. Simmer about half an hour. Lift carefully from the water, drain and unwrap; put it into a hot dish. Garnish with parsley and serve with tomato sauce or with sauce Hollandaise.

Steamed red snapper

Cover the bottom of your steamer with sliced tomatoes, and on these strew minced onion. Clean, wash and dry the fish; lay upon the prepared bed and steam slowly at least one hour for a fish weighing four pounds. Open the steamer once, and turn the fish very carefully. Serve with oyster sauce or with sauce tartare.

Baked bluefish

Clean, wash and wipe a large bluefish. Lay it in a baking-pan, dash over it a cupful of boiling salted water, and bake, covered, for an hour, basting it often to prevent burning. When tender and brown, transfer the fish to a hot dish, and keep it warm while you set the pan containing the gravy in which it was cooked on the range and thicken it with browned flour, adding to flavor it a pinch of salt, one of pepper, a tablespoonful of catsup and a little good table sauce. Lay slices of lemon about the fish on the platter, and serve the sauce from a gravy-boat.

Broiled bluefish

Clean, wash, wipe and split down the back; dust with salt and pepper and broil over a clear fire. Transfer to a hot dish and cover with a mixture of butter, lemon juice and very finely-minced parsley, rubbed to a cream. Cover and set over hot water for five minutes before serving.

Pass Parisienne potatoes with it.

Boiled black bass with cream gravy

Put in a pot enough slightly salted water to cover the fish, add a gill of vinegar, an onion, eight whole peppers and a blade of mace. Sew up the fish in a piece of thin cheese-cloth fitted snugly to it. Lay in the water; bring very slowly to the simmering point, and then boil steadily, allowing twelve minutes to each pound of the fish. When done remove the cloth, lay the fish on a platter garnished with sliced lemon, and serve with the cream gravy given below.

Cream gravy for black bass

Cook together a tablespoonful, each, of butter and flour, and when blended strain slowly upon them a cupful of the water in which the bass was boiled, and stir until smooth and thick. Season to taste with celery salt and white pepper, and stir in a gill of cream to which a pinch of baking-soda has been added. Make very hot, but do not boil, and as soon as hot remove from the fire.

Baked sea bass with shrimp sauce

Clean, wipe and anoint abundantly, inside and out, with a mixture of salad oil and vinegar. Set on ice for an hour to let the "marinade" mellow the fish.

Have ready half a pound of rindless fat pork, cut as thin as shavings. Lay half upon the bottom of your covered bakepan, put the fish upon them, and spread the upper side with the rest. Pour a little hot water in the pan to generate steam; cover and bake one hour, if the fish be large, basting three times with butter and water. Transfer to a hot dish, and set over hot water while you make the sauce.

Shrimp sauce for baked bass

Strain the gravy left in the pan, and stir in a brown roux made by heating a great spoonful of butter in a frying-pan and working in a tablespoonful of browned flour. Add four tablespoonfuls of boiling water to gravy and roux, or enough to bring it to the consistency of cream, then the juice of half a lemon, cayenne or paprika to taste; lastly, half a can of shrimps, chopped fine. Boil one minute, pour some over the fish, the rest into a gravy-boat.

Stuffed sea bass

Clean, wipe and lay for an hour in a marinade of salad oil and vinegar. Fill with a forcemeat of minced salt pork and chopped champignons. Fresh mushrooms are, of course, better, if you can get them. Bake upon shavings of fat salt pork as directed in last

recipe. When it has baked forty minutes, cover with fresh tomatoes, peeled and sliced thin, and half a sweet green pepper, minced. Drop bits of butter upon the tomatoes, and bake twenty minutes longer.


Take up the fish and keep hot while you strain the gravy left in the pan, rubbing the tomatoes and pepper through a colander; stir in a tablespoonful of butter, rolled in flour, add a teaspoonful of sugar and two of onion juice, with hot water if too thick; boil one minute; pour half over the fish, the rest into a sauce-boat.

Muskelonge

The coarse pickerel of the northern rivers and lakes are very nice, cooked as above directed. Bluefish may be treated in the same way.

Baked shad

Wash and wipe a large shad. Make a stuffing of fine bread-crumbs mixed with melted butter, a little minced onion, pepper and salt to taste. Fill the fish with this and sew it up. Lay it in a baking-pan and pour over it a cupful of salted boiling water in which two tablespoonfuls of butter have been melted. Sprinkle the fish with flour and bake in a steady oven. Baste with the drippings every ten minutes. At the end of three-quarters of an hour try the fish with a fork to see if it is done. It should be very tender. Transfer carefully to a hot platter, cut and remove the strings. Keep the fish hot while you make the sauce.



Set on the top of the range the pan in which the fish has been baked. Thicken the fish drippings with two tablespoonfuls of browned flour wet up with cold water. Stir until smooth, then add a cupful of boiling water, the juice of a lemon, a tablespoonful of good table sauce and a teaspoonful of good kitchen bouquet. Unless the sauce is perfectly smooth, strain through a wire sieve. Pour into a heated gravy-boat.

Boiled fresh codfish

Lay the fish in salt and water for an hour before cooking. Choose a "chunky" piece, as nearly square as you can get it. Sew up in white mosquito netting fitted to the shape of the fish. Put on in enough boiling water to cover it, adding four tablespoonfuls of vinegar, and cook steadily ten minutes to the pound. Unwrap the fish and pour over it half of the sauce described below, putting the rest into a gravy-boat.

Egg sauce for boiled codfish

Make a white sauce by cooking together a tablespoonful, each, of butter and of flour until they bubble, pouring upon them a half pint of milk and stirring until thick and smooth. To this add one hard-boiled egg, chopped fine, one raw egg, beaten light, putting it in slowly, and salt and pepper to taste. Pour over the fish in the dish or serve in a sauce-tureen.

Baked fresh codfish with cheese sauce

Cut a neat square or oblong of codfish, lay in salt and water for half an hour; wipe dry and rub all over with melted butter and lemon juice. In the bottom of your baking-pan under the grating and just *not* touching the fish, have a cupful of veal stock, or weak gravy, strained. Pepper and salt the fish, cover and bake ten minutes to the pound. Take up then and sift dry, fine crumbs thickly all over it. Put dots of butter on these. Set in the oven, uncovered, to brown while you strain the gravy from the pan, thicken with butter rolled in browned flour, add the juice of half a lemon, four tablespoonfuls of grated Parmesan cheese and a little onion juice. Boil one minute, pour a few spoonfuls carefully upon the crumb-crust of the fish, the rest into a boat.

This is an elegant company dish of fish, and easy of preparation.

Baked fillets of halibut

Cut slices of halibut, weighing a pound each, and an inch thick. Cut each into three strips, two fingers wide, lay in lemon juice

and salad oil for an hour; then cook precisely as directed above. When you sift the crumbs over the fillets, cover all sides; then proceed as with the baked cod, taking care to arrange the fillets for browning so that they will not touch one another.

Baked halibut

Lay a piece of halibut weighing about four pounds in cold water (salted) for half an hour, then wipe dry and lay in a covered roaster. Pour over it a cupful of boiling water, in which have been melted two tablespoonfuls of butter. Bake until tender and keep hot on a platter while you thicken the gravy left in the pan with browned flour and butter, and season with a teaspoonful, each, of lemon and onion juice, a little celery salt and a wineglassful of claret. Strain, and send to the table in a gravy-boat.

Baked halibut steak (No. 1)

Lay the steak in salted water for fifteen minutes; wipe and put into a baking-pan. Rub the steak with butter, sprinkle with salt and pepper, and pour over and around it a cupful of milk. Bake, basting every ten minutes until the milk is absorbed. Serve with drawn butter.

Send around fried potatoes with it.

Baked halibut steak (No. 2)

Wash, wipe and lay in marinade of olive oil and lemon juice for one hour. Sprinkle, then, liberally, with minced onion, parsley and lemon juice, turning over and over that the steak may be covered. Now, lay upon the grating of your bakepan. Make a white sauce by stirring one cupful of hot milk into one tablespoonful of butter cooked into a roux with one of flour. Season it with salt and pepper, and pour it over the fish. Cover the surface with fine crumbs moistened in melted butter and bake until the fish is done, about twelve minutes to the pound.

Halibut steak baked with tomatoes

(A Creole recipe.)

Make a rich sauce of tomatoes, fresh or canned, seasoning with butter rolled in flour, sugar, pepper, onion juice and salt, adding, if you have it, a sweet green pepper, seeded and minced. Cook fifteen minutes, strain, rubbing through a colander, and cool. Lay the halibut in oil and lemon juice for an hour, place upon the grating of your covered roaster, pour the sauce over it; cover and bake twelve minutes to the pound if the oven be good. Sift Parmesan cheese over the fish, and cook five minutes longer. Serve upon a hot dish, pouring the sauce over it.

Baked fillets of flounder

Take the backbone out of the fish and cut each half into two neat, long slices. Roll each piece up and pin with a wooden skewer. A new toothpick will do. Lay in salad oil and lemon juice for an hour, setting in the ice to make the fish firm while soaking in the marinade.

Roll in fine dry crumbs, peppered and salted; in beaten egg, and again in crumbs. Cover the grating of your bakepan with thin shavings of salt pork, lay the fillets upon them, sprinkle thickly with finely-minced onion and olives, and bake, covered, twelve minutes for each pound. Lift carefully to a hot dish; withdraw the skewers. Garnish with sliced lemon and send to table.

Fried fillets of flounder

Cut, trim and marinade as for baking. When you take them from the ice, roll as for baking, salt and pepper, roll in crumbs, then in egg, and again in crumbs. Leave on ice for half an hour longer, and fry in deep hot cottolene, salad oil, or other fat. Drain, withdraw the skewers and serve with sauce tartare.

Baked fresh mackerel

Marinade for half an hour in olive oil and lemon juice. Lay thin slices of pork upon the grating of a baking-pan, lay the

mackerel on the pork, skim down, sprinkle lightly with salt and pepper, and bake in a hot oven for twenty-five minutes.

Serve with tomato sauce.

Boiled salmon-trout

Select a small fish for this purpose, as a large one will not fit into the ordinary-sized fish-kettle. Have in your kettle enough salted boiling water to cover the fish, and add two tablespoonfuls of vinegar to the water. Sew the fish up in a piece of firm cheese-cloth, and lay it carefully in the kettle. After it begins to boil, allow twelve minutes to the pound. When done take out of the water carefully, remove the cloth and transfer the fish to a hot platter. Sprinkle with pepper and salt, and pour over it a well-seasoned white sauce. Garnish the dish with slices of lemon and sprigs of parsley.

Baked salmon

Wipe your fish with a damp cloth, but do not lay it in water. Rub with a little salad oil and sprinkle with salt and pepper. Lay in a baking-pan and dash over it a cupful of boiling water in which two tablespoonfuls of butter have been melted. Bake, covered, basting every fifteen minutes. When done transfer to a hot platter and set in the open oven while you thicken the gravy left in the pan with corn-starch wet with cold water, and season it with lemon juice and a dash of onion juice. A little tomato catsup is an improvement. Boil up once and pour into a gravy-boat. Send to the table with the salmon, which may be garnished with sprigs of parsley.

Baked pickerel

Clean and wash the fish. Choose a large fine one for this purpose. Lay it on the grating of your bakepan, dredge with salt and pepper, butter well and dredge with flour. Put into a hot oven, and when the flour begins to brown, baste with butter, water and lemon juice. Cook twelve minutes to the pound, remove, and serve with oyster sauce.

Boned baked pickerel

Have your fishmonger take out the backbone when he has split the fish lengthwise, also have him extract every other bone he can get out without tearing the flesh too much. Marinade for an hour in a bath of olive oil and lemon juice. Cover the grating of your bakepan with thin shavings of salt pork, lay the fish upon this, skin-side downward, wash with melted butter, bake, covered, half an hour, baste and cook ten minutes more. Serve with Hollandaise sauce.

Baked salmon-trout with cream gravy

Clean and wash, wipe dry, and go all over it, inside and out, with melted butter and lemon juice. Lay upon the grating of your bakepan, pour in a little boiling water, not quite touching the fish, and bake twelve minutes to the pound, basting twice with butter and twice with the water in the pan below.

Keep hot in heated dish, covered, set over boiling water while you strain the gravy left in the pan, add to it a cupful of hot milk (half cream, if you can get it) scalded with a pinch of soda, thickened with a white roux of butter cooked with flour, and seasoned with paprika, salt and a little minced parsley. Pour over the fish, let it stand three minutes over hot water and serve.

Fried brook trout

Clean with care, roll in peppered and salted flour; set on ice for an hour, and fry immediately in deep fat to a golden-brown. Have a mat of folded and heated tissue paper fringed at the ends, and lay the drained fish upon it. Eat at once.

Broiled soft-shell crabs

Lift the projecting "wings" of the upper shell, and cut or pull off the "feathers" you will find under them. Next trim off the tail, or flap, or "apron," a round piece of softer shell on the under side of the upper.

Wash quickly and cook without delay lest they die on your hands.

Wash with butter, sprinkle with salt and cayenne pepper, lay within a reversible wire broiler, and cook over clear coals ten minutes, turning twice to broil both sides.

Serve upon thin slices of buttered toast.

Fried soft-shell crabs

Prepare as directed in preceding recipe, sprinkle with cayenne and salt, roll in beaten egg, then in fine crumbs, again in egg, and once more in crumbs and fry in deep, hot fat.

Garnish with water-cress, and pass sliced lemon with them.

Lobster broiled in the shell

Kill the lobster by cutting the tail off with one stroke of the knife, just where it joins the body. With another clean cut divide him lengthwise into two equal parts, shell and all. Take out the coral, the one long intestine and the stomach. Crack the claws with a hammer. Put within a buttered broiler, split side downward, and broil over a fierce fire. As soon as the juice begins to run freely withdraw long enough to wash liberally with melted butter, and return to the fire, turning often to keep in the juices. Cook about ten minutes on the split or flesh side, and eight upon the other.

Have ready a sauce made by rubbing two tablespoonfuls of butter to a cream with lemon juice and finely-minced parsley, adding a little cayenne, and wash the lobster with this while hissing hot. Serve half a lobster to each guest, with oyster forks for extracting the meat.

Pass more sauce for those who wish it.

Lobster baked in shell

Prepare as for broiling, but lay, shell downward, in a bakepan, cover and set in a quick oven, opening in ten minutes to wash with butter. They should be done in twenty minutes, when wash freely with the lemon and butter sauce.

Lobster scalloped in shells

Two cupfuls of lobster meat, cut into small dice. One cupful of white stock, and the same of unskimmed milk. Two tablespoonfuls of butter made into a white roux with one tablespoonful of flour. Salt and paprika to taste. Minced parsley and juice of half a lemon. Beaten yolks of two eggs. Halves of two lobster shells, cleaned. Pinch of soda in milk.

Stir the hot stock and the scalded milk into the roux, season, boil once; remove from the fire, add the eggs and lobster dice and fill the shells. Cover with fine crumbs, rounded, dot with butter, sprinkle with cayenne and bake to a delicate brown.

Lobster à la Newburg

Pick all the meat from the shells of two good-sized freshly-boiled lobsters and cut into one-inch pieces, which place in a saucepan over a hot range, together with two tablespoonfuls of butter, and season with a pinch of salt and one of cayenne. Cook five minutes, pour in a glass of sherry; simmer five minutes, add the beaten yolks of three eggs and a cupful of cream, stirring all the time. When it thickens, pour out and serve.

Do not omit to put a pinch of soda in the cream.

Stewed terrapin

(A Maryland recipe.)

Drop the "diamond-backs" into boiling water and cook until the heads and feet "skin off." This should be in less than an hour. Let them get perfectly cold. Strip off the shells and extract the heart and entrails carefully, lest an incautious touch rupture the gall-bag and ruin everything. Cut off the head, tail and feet. Cut the meat up small with a sharp knife, put into a saucepan, cover with hot water and simmer fifteen minutes. Rub the yolks of half a dozen hard-boiled eggs to a powder and work in three tablespoonfuls of butter. Heat a cupful of cream in another vessel (with a pinch of soda) and work by degrees into the egg and butter, season with salt and cayenne and mix gradually with

the hot terrapin. Cook one minute, add a glass of sherry and pour out.

Fricasseed snapping turtle

Have your fish merchant clean your turtle after he has killed him by throwing him into boiling water. Cut the turtle into neat dice, sprinkle with salt, pepper, onion juice, a dash of kitchen bouquet and a tablespoonful of mushroom catsup. Turn into a saucepan, add just enough cold water to cover the meat, fit a top on the vessel and simmer for half an hour. Now add a tablespoonful of browned flour rubbed to a paste with a great spoonful of butter; when this is blended with the liquid in the pan, add a glass of sherry and stir in very gradually the beaten yolk of an egg. Bring to the boil and remove from the fire. Turn into a deep heated dish.

A fricassee of crabs

Cut the meat into inch-length pieces, and as evenly as possible. Put into a saucepan a mixture of butter, lemon juice and minced parsley, cayenne and salt. Heat slowly, and when it bubbles stir in the crab meat. Simmer gently for fifteen minutes. Have ready in another vessel a tablespoonful of cream for each crab, heated with a pinch of soda. Thicken with a teaspoonful of butter rubbed into one of flour, and turn upon the yolks of three eggs, or one for every pair of crabs; stir for one minute over the fire, pour into a hot covered dish, stir in the hot crab meat; set in boiling water for three minutes, and serve.

Oyster pâtés

Into a pound of flour chop three-quarters of a pound of cold, firm butter, until you have a coarse yellow powder. Have all your utensils cold. Wet the flour and butter with three gills of iced water and, with a spoon, work into a mass. Turn upon a floured pastry board, roll and fold, then roll again three times, lightly and quickly. Fold and put in the ice-box for several hours. Roll into a sheet half an inch thick, and with a cutter

cut into rounds like biscuits. Pile these three deep, and with a small cutter pass half-way through each pile. Put into the oven, which should be very hot, and bake to a light, delicate brown. The pastry should be very light. When done remove from the oven, and lift off the little round in the top of each pâté. This will serve as a cover. With a small spoon scoop out the soft paste from the center, thus leaving a cavity to be filled with the oyster mixture.

Cook together a tablespoonful of butter and flour, and pour upon them a cupful and a half of rich milk—half cream, if you have it. Stir to a smooth sauce, add the drained oysters, and cook just long enough for the edges to begin to ruffle. Now beat in gradually the beaten yolk of an egg; cook two minutes, season with celery salt and white pepper and fill the shells with the mixture. Fit on the little covers, and set in the oven until all are very hot.

Oyster fritters

Chop thirty oysters. Make a batter of two beaten eggs, a half pint of milk and a pint of prepared flour. If the batter is too stiff, add more milk. Stir the oysters into the batter, and drop this by the spoonful into deep, boiling cottolene or other fat. As the fritters brown on one side, turn them over. Drain in a hot colander as soon as well colored.

Oyster pie

Line a deep pie-plate with puff paste, fill the interior with bread crusts (to be removed later) and fit on a top crust, buttered about the edge on the under side that it may be easily taken off. Stew a quart of oysters for five minutes; stir in very slowly a cupful of thick white sauce and the beaten yolks of two eggs. When the paste is done take off the top, remove the bread crusts, fill the center with the creamed oysters, replace the top crust and set the pie in the oven for five minutes before sending to the table.

Pickled oysters

Bring a quart of oysters, with their liquor, to the boil; immediately remove the oysters and drop into a large glass jar. To the liquor add six whole cloves, six whole pepper-corns, six blades of mace broken into bits, a small red pepper, a cupful of vinegar and a little celery salt. Boil up once and pour immediately over the oysters. Keep in a dark place until wanted.

Jumbolaya

(An East Indian recipe.)

Wash half a cupful of raw rice well and drop into a pint of strained tomato juice, made boiling hot. Cook fast for twenty minutes, or until the rice is soft, but not broken; add two tablespoonfuls of butter worked to a paste with two teaspoonfuls of curry; simmer ten minutes, salt to taste and put in twenty-five fine oysters. Cook until they ruffle, and pour out.

This is a good entrée for a family dinner. Pass thin slices of buttered graham bread and ice-cold bananas with it.

Clam pie

Fry a quarter pound of fat salt pork crisp; strain out the scraps and fry a sliced onion in the same fat. Strain again, add a pint of clam juice with a lump of butter the size of an egg, and make hot while you prepare the "pie."

In the bottom of a buttered bakedish put a layer of clams, on them one of milk crackers, previously soaked in hot milk, buttered, peppered and salted, more clams and so on until the dish is nearly full. Cover the last stratum of clams with parboiled potatoes cut very thin, pepper and salt, and sprinkle these with a tablespoonful of grated onion and the same of parsley. Now pour the hot liquor over all, cover with a good pie crust and bake half an hour in a good oven, covered, then brown.

Clam cocktails

Put a dozen small clams in an ice-cold bowl and pour over them a half tablespoonful, each, of Worcestershire sauce, vinegar, lemon juice and tomato catsup, a teaspoonful of horseradish and a saltspoonful, each, of salt and Tabasco sauce. Mix and bury in ice for an hour before serving in two small glasses.

Oysters with Parmesan cheese

(Contributed)

Drain the oysters free from all liquor. Lay in a well-buttered baking-dish, sprinkle over with finely-minced parsley, season with salt and pepper; over all pour one-half glass of champagne and cover thickly with grated Parmesan cheese. Put in the oven until nicely browned on top. Take out; drain all the fat from it, and serve while very hot in the dish in which it was baked.

Oyster cutlets

(Contributed)

Drain off the liquor and wash the oysters well. Put them into a saucepan over the fire and heat until the edges curl, being careful to stir all the time. Strain the liquor. Chop the oysters fine. Rub together one tablespoonful of butter and one rounded tablespoonful of flour for each pint of chopped oysters. Add the oyster liquor and cook until quite thick. Then add the chopped oysters and the yolk of one egg, beaten well. After taking from the fire add one teaspoonful of salt, one tablespoonful of minced parsley and the juice of one-half a lemon. Let all stand until perfectly cold. Form into cutlets, dip into egg, then into bread-crumbs and fry in hot fat.

Oyster canapés

(Contributed)

Toast ten slices of buttered bread and place in the oven to keep warm. Wash and drain one quart of oysters. Throw them into

a hot pan and stir until the edges are curled. Add one teaspoonful of butter, one-half teaspoonful of salt and a dash of cayenne. Dish on the slices of toast, garnish with a thin slice of lemon for each one, and serve at once.

Scalloped fish

The remains of any cold cooked fish may be utilized and made palatable in this way. Get rid of skin, bones and fat. Pick fine, season well, and mix with good drawn butter. Fill buttered scallop shells or "nappies" with the mixture, strew with fine crumbs, stick bits of butter on the top, add a "suspicion" of cayenne, and bake to a delicate brown.

Oyster scallop

Cut each oyster in half, "draw" the butter in the oyster liquor and proceed as in the preceding recipe.

SAUCES FOR FISH AND MEAT

Drawn butter ("white sauce")

Heat two tablespoonfuls of butter in a saucepan. When it bubbles put in (all at once) two tablespoonfuls of flour, and stir from the sides towards the center of the pan until the ingredients are well mixed. Have ready-heated a cupful of milk, add to this the "roux" gradually, and beat to a smooth cream. Season with white pepper and salt, and, if you like, a little onion juice.

Egg sauce

Make as above, beating the yolks of two raw eggs into the thickened milk, and if for fish, adding the yolk and white of a hard-boiled egg chopped fine, also a little minced parsley.

Brown sauce

Make as you would white, but substitute boiling water for the milk, and browned flour for white. Add a teaspoonful of kitchen bouquet, the juice of a lemon, pepper and salt.

Sauce tartare (No. 1)

Make a pint of mayonnaise dressing. Into this beat a teaspoonful of mustard, a tablespoonful of minced parsley, a teaspoonful, each, of chopped pickle and minced capers, a dozen drops of onion juice. Beat for a minute, and serve in a sauceboat.

Sauce tartare (No. 2)

Make a cupful of drawn butter (using boiling water, not milk). Beat in a teaspoonful of French mustard, half as much onion

juice, a little cayenne and salt, a heaping teaspoonful of finely-chopped pickle and the beaten yolk of a raw egg at the last.

Hollandaise sauce

Into one cupful of drawn butter beat the yolk of an egg, then a good teaspoonful of best salad oil, dropping as you would for mayonnaise. Add, then, the juice of half a lemon, a pinch of pepper, one of salt, and the same of sugar, and serve at once.

Béchamel sauce for meat

A roux of butter and flour should be thinned with a cupful of veal or chicken stock, seasoned with onion juice, a small carrot, sliced, pepper and salt. Strain the stock before mixing with the roux. Have ready a cupful of rich milk or cream, heated with a pinch of soda; draw the hot stock and roux from the fire, stir in the cream, and it is ready for use.

Béchamel sauce for fish

Put the bones, head and a few ounces of fish meat in cold water over the fire, with an onion and a small carrot, sliced, also a bay leaf; boil down to one cupful of liquid, and use instead of veal or chicken stock in last recipe. In all other respects make in the same way.

Oyster sauce

To a white roux of butter and flour add a cupful of boiling liquid made by cooking a dozen oysters in hot water for two minutes. Drain the oysters (which should be very small) and keep warm while you stir the thinned roux to a smooth cream, and season it with a dash of cayenne, a teaspoonful of lemon juice and a little salt. Boil one minute, put in the oysters and take at once from the fire.

Lobster sauce

Make a rich-drawn butter and beat into it the coral of a lobster worked smooth with a tablespoonful of butter. Add the juice of half a lemon, cayenne and salt. Finally, add half a cupful of lobster meat, minced as fine as powder. Heat and serve.

Horseradish sauce

Into a cupful of drawn butter beat a great spoonful of grated horseradish wet with lemon juice, and work to creamy whiteness.

Anchovy sauce

Beat a tablespoonful of anchovy paste into a cupful of drawn butter, adding the juice of half a lemon and a dash of cayenne or paprika.

Shrimp sauce

Into a cupful of drawn butter beat a good teaspoonful of anchovy sauce, the juice of half a lemon, and half a can of shrimps minced fine and made very hot in a tablespoonful of boiling butter. Simmer for two minutes and serve.

An excellent fish sauce.

Celery sauce

Boil half a cupful of minced celery in a cupful of hot water for fifteen minutes. Strain through a cloth, pressing hard. Return the liquor to the fire and boil up. Then cook with it a roux made of two tablespoonfuls of butter and the same of flour. Have ready the yolk of an egg, beaten light. Pour the hot sauce upon it, stir less than one minute over the fire, season with salt and paprika and pour out.

A nice accompaniment to boiled fowl and to boiled mutton.

Tomato sauce

Peel and slice a quart of tomatoes; cook twenty minutes and strain through a coarse bag into a saucepan. Season with a teaspoonful of onion juice, one of sugar, a little salt and pepper, and when it boils stir in a tablespoonful of butter cooked to a roux with one of flour. Simmer two minutes and serve.

Caper sauce

Into a cupful of good drawn butter stir a great spoonful of minced capers and a teaspoonful of onion juice.

Maitre d'hôtel sauce

Beat two tablespoonfuls of soft butter to a cream with the juice of half a lemon and a tablespoonful of finely-minced parsley. It should be a fine, pale green when done. Serve cold with hot fish.

Mint sauce

Chop six sprays of mint very fine, and add to half a cupful of vinegar in which have been dissolved two tablespoonfuls of white sugar and a dash of pepper.

Serve cold with roast lamb.

Onion or soubise sauce

Boil two onions of fair size in two waters and until soft all through; mince and mix with a cupful of drawn butter. Season with pepper and salt, beat to a cream over the fire, and when very hot, serve.

Bread sauce

Heat a cupful of milk and season with a tablespoonful of butter, salt and pepper to taste and a teaspoonful of onion juice. Boil up and stir in lightly half a cupful of fine bread-crumbs, previously dried, but not colored in the oven. They should be tossed up several times while drying to prevent clotting, and be very crisp.

Serve with boiled chicken.

Béarnaise sauce

Beat the yolks of two eggs very light, put into a round-bottomed saucepan and set in one of boiling water; stir into it, a few drops at a time, three tablespoonfuls of salad oil, heating as you stir; then, as gradually, the same quantity of boiling water; next, one tablespoonful of lemon juice, a dash of cayenne and salt.

It is served with all sorts of fish, also with chops, cutlets and steaks.

Claret or Bordelaise sauce

Make a brown sauce by substituting browned flour for white in the roux, adding a teaspoonful of kitchen bouquet. Season with onion juice, salt and pepper, boil one minute, pour in a wine-glassful of claret, heat for half a minute more, and serve.

Serve with roast meats and poultry.

Cream cucumber sauce

Pare and mince with a keen knife two cucumbers of fair size. Drain off the liquid without pressing, letting it drip for two minutes. Have ready a chilled bowl rubbed with a clove of garlic. Put the mince into it, season with white pepper, salt, a teaspoonful of onion juice and a tablespoonful of lemon juice.

Mix lightly into it with a silver fork a cupful of whipped cream into which has been beaten a pinch of soda.

Serve very cold with fish.

Plain cucumber sauce

When the cucumbers have been minced, drained and turned into the chilled bowl scented with cut garlic, mix with them a good French dressing of two tablespoonfuls of oil, one-third as much lemon juice, a little salt and pepper.

N. B.—You may substitute for the garlic a tablespoonful of minced chives blended with the dressing.

Serve cold with fish, and quickly, before the cucumbers wilt.

Cranberry sauce

Wash and pick over carefully a quart of cranberries. Put into the inner vessel of a double boiler, fill the outer with boiling water and cook, keeping the cranberries closely covered until they are broken to pieces. Rub through your vegetable press into a saucepan, sweeten abundantly, bring to a boil (barely), and turn into a wet mold to form.

Apple sauce

Pare, core and quarter tart apples, dropping into cold water as you do this. Put over the fire dripping wet and cover closely to keep in the steam. When they are heated through, open and stir up from the bottom. When soft and broken, rub through colander or vegetable press, sweeten to taste while hot and set away to cool.

Serve with roast pork and roast ducks.

Jelly sauce

Make a cupful of a brown sauce of butter, browned flour and a little caramel. Heat boiling hot and beat in four or five teaspoonfuls of currant or other tart jelly.

Serve with game, lamb or mutton.

Espagnole sauce

(Contributed)

Put four tablespoonfuls of butter into a saucepan. When hot stir into it five tablespoonfuls of flour. Stir until very brown. Add two cupfuls of brown stock and one tablespoonful of Worcester sauce. Salt and pepper to taste. Let the sauce boil well and remove from the fire. Serve with chops or steak.

Parsley sauce

(Contributed)

To a good white sauce add three tablespoonfuls of finely-chopped parsley and a little green fruit coloring and let it come to a boil.

Cider sauce

(Contributed)

Put into a saucepan over the fire one tablespoonful of butter and when this begins to bubble stir into it one tablespoonful of flour; cook for one minute, then add slowly one teacupful of highly-seasoned stock; cook for ten minutes, add a cupful of cider, and when it again comes to a boil, strain and serve. This sauce is excellent with boiled ham.

Giblet sauce

(Contributed)

Boil the giblets until tender. Chop them, but not too fine. Put two tablespoonfuls of butter into a saucepan, with two tablespoonfuls of flour. Add slowly a cupful of the water in which the giblets have been boiled and a cup and a half of rich milk. Add to this the chopped giblets and season with salt and pepper. Serve in sauce-boat.

Cauliflower sauce

(Contributed)

To a pint of white sauce add a cupful of chopped cauliflower. Reheat, and when ready to serve stir in a teaspoonful of butter and a tablespoonful of lemon juice.

Champagne sauce

(Contributed)

Into one cupful of champagne put two cloves, four pepper corns, one bay leaf and a little sugar. Let all simmer for five minutes.

Then add one cupful of brown sauce. Simmer for ten minutes more and strain. To be served with ham.

Port wine sauce

(Contributed)

Port wine sauce is made the same as champagne sauce, except that port wine is used instead of champagne.

Olive sauce

(Contributed)

Make a brown sauce as follows: Put four tablespoonfuls of butter into a saucepan; when hot add four and a half tablespoonfuls of flour and stir until very brown; add two cupfuls of brown stock and salt and pepper to taste. Remove the stones from five olives and boil for five minutes in water to which one tablespoonful of vinegar has been added. Drain and mince and add to the sauce.

Imitation caper sauce

Cut cucumber pickles into tiny cubes with a sharp knife. Do not chop them, as the bits must be of uniform size. Drain perfectly dry and stir into hot drawn butter. Boil for one minute. Eat with fish or chops.

FAMILIAR TALK

IS IMPROMPTU HOSPITALITY A LOST ART

WITHOUT staying to prove my premises I take it for granted nobody will dispute that what it pleases me to call impromptu hospitality is an out-of-date virtue.

In the very olden time there were those who were backward in the practice of it. Else the fisherman Apostle would not have enjoined upon the "strangers scattered throughout Pontus, Galatia, Cappadocia, Asia and Bithynia," to "use hospitality, one to another, without grudging."

An ancient writer says: "The primitive Christians made one principal part of their duty to consist in the exercise of hospitality; and they were so exact in the practice of it that the very heathens admired them for it."

From which we gather that the Apostolic admonition had fallen into good soil and brought forth much fruit.

It would be interesting to know when the *quid pro quo* element entered into and defiled the noble virtue. The primitive Christians aforesaid had no knowledge of this alloy, while the recollection of the Master's teaching was fresh in their minds:

"For if ye lend to them of whom you hope to receive, what thank have ye?"

The principle that moves me to invite those to sit at my table and sleep under my roof who can return the favor in kind, or be useful in turn to me in some way, is barter, not hospitality. When I give a feast—be it afternoon tea, or the gravest of social functions, a dinner party—to five hundred, or to five people who have invited me at some time to their houses—and because of the obligation under which their invitations have laid me—I may be honest. I am not generous. I pay a debt. I do not exercise a grace.

The former times were *not* better in all respects than these. But for divers reasons they were more hospitable times. It was inevitable that private houses should keep open doors when taverns, and even houses of entertainment, were few and far apart upon main-traveled roads, and utterly wanting to the traveler who pushed his way into the back country unknown except to the pioneer. If the stranger were not welcomed to the home of him whose house stood nearest to the wayside, he was shelterless in night or storm. There is the less need for the exercise of undiscriminating hospitality when inn and hotel "blaze" the track into the wilderness.

There is none the less occasion for asking our friends to enter our homes and to partake of the food which is a symbol of the good-will we have for them, our disposition to share with them the best blessings granted to man in this world—home loves and home joys. True hospitality but widens the circle and makes the guest "at home." Artificial hospitality seeks or accepts a convenient season for making the everyday life of the home seem what it is *not* to the stranger within our gates.

Our forbears said: "Come in and take pot-luck with us."

An old Virginian told me that, as a boy, he was a visitor in a country house in the central part of the state, when a carriage drove up to the gate, and James Madison, then president of the United States, alighted. The lady of the manor was sitting upon the front porch, a bit of needle-work in hand. She arose, cordial and dignified, to receive her guest. As her chief butler, a far more consequential personage than his mistress, bustled out with a footman or two at his heels to see what could be done for the distinguished arrival, she said to him in a gentle "aside," audible to the boy visitor: "James! see that a plate is put upon the table for Mr. Madison."

Southern hospitality was a proverb then and for many a year thereafter. In her book, "The Voice of the People," Miss Glasgow tells a story, which I can certify is not exaggerated, of an old aunt who came to her nephew's house on a visit of a week and stayed twenty years, guarded by the viewless, but potent, ægis of hospitality. A plate was put upon the table for the poor rela-

tion in town and country house in that lavish land, as freely as for the chief magistrate, and was filled as bountifully.

When relative, acquaintance or stranger tarried but a night, the householder, in the homely speech of his fathers, asked in gentle sarcasm, "if he had come for a chunk of fire?"

In his father's day, lucifer matches were unknown. When the fire went out upon the kitchen hearth of plantation or cabin, a swift runner was sent across fields to borrow a live brand from the nearest neighbor. He must hurry back before it went out.

We invite people to come to us at a stated time and for a given period. When the time is up, we tell them graciously that we have enjoyed their visit, and hope we shall meet again before long. When the carriage that takes them to the station is out of sight, we say, "That is well over!" and make a note to that effect in our visiting book.

Leaving the general view of our subject for individual illustration:—

If satirists and grumbling wives are to be believed, a husband can hardly do a more imprudent thing than to bring home an unexpected guest to dinner, or luncheon, or supper.

The ill-used wife contends that he always does this—as if with malice aforethought—at the most inconvenient times and seasons. From her standpoint he might have recollected—it seems incredible that he could have forgotten—that it is washing or ironing day, or Thursday, which is the cook's afternoon out, and that the housemaid is not equal to a regular dinner. When the mistress has planned to have a "pick-up" composite of the substantial meal required by a man after his day's work, and the tea and toast which are supposed to meet the temporal needs of the feminine system—the apparition of an impromptu guest, and that guest a man, is like a boulder rolled upon the track before the domestic engine. The train is derailed, conductor and engineer "rattled," and badly shaken up.

Our housewife has reason on her side, and a good deal of it. It is all very fine to say, she urges, that her table should always be neat and orderly; that what is nice enough for her husband in the way of food and appointments should content the presi-

dent, should he chance to drop in. Everybody sings that song in the same key, and it is stale *bosh!* For everybody knows that in the best regulated families we do make special provision for company. John comprehends that the best china can not be used every day, if we would have it remain even "good." The second-best is excellent in quality, and pretty. Yet what house-keeper is superior to the wish to show outsiders that she has a Minton fish set; Coalport meat dishes and plates; silver vegetable dishes; Sèvres after-dinner coffee-cups? To set out her table as tastefully as she can afford to do is an offering due to the stranger within her gates—a visible token of hospitable intent. She is, in a measure, defrauded in all this when a surprise-visit is sprung upon her.

John is sensible, and does not object to left-overs now and then, when flavorously put together. Today's salmi, or salad, or croquette is, to him, a reminiscence of yesterday's roast. The oyster-stew made by his wife to spare servants wearied by laundry work, is as satisfactory to him, once in several whiles, as a six-course dinner would be. He sees in an Irish stew, supported by browned potatoes, hot biscuits, home-made cake and a capital cup of coffee, a feast fit for the gods as represented by his hungry self and any fellow he may have corralled and brought in to "take pot-luck."

"I ask yer honors if that is anny sort of a shkull to take to Donnybrook Fair!" cried an Emerald who had killed his man "in a bit of a foight," when the defense produced the broken skull of the deceased in court to prove that the "frontal, parietal and occipital segments were extraordinarily thin."

Mary submits to a jury of her peers if she has not a right to be "put about" when Johnny comes marching home serenely with a guest in tow, who, for the lack of time to make anything else ready, must be set down to left-over oyster, or Irish stew.

"When a man is asked to dinner, he expects a dinner!" she asserts in justifiable vexation. "And when all is said and done, the fact remains that one's husband is not a visitor for whom one must mind her p's and q's."

Yet—and a "yet" that might fill a whole line if its importance

were considered—there is, also, much to be said on John's side. Any bachelor can ask the old friend who looks in upon him in business hours and places, to lunch or dine with him at a chop house or hotel. The guest knows what he would get there. Just such a meal as he can buy for dollars and cents at fifty other "eating joints" all over the country. A meal, eaten in the presence of from twenty to one hundred other feeders, amid the babble of voices, the rattle of crockery and the click of knives and forks.

It is the married man alone who can offer the wayfarer a taste—and a generous taste—of HOME. The dear old fellow thrills in every inch of body and soul when he claps an ancient chum on the back with—

"Now you must see my wife and babies, old man!" or says to a business acquaintance in town for the day: "Mrs. Johannes and I would be charmed to have you take a family dinner with us. I am just going home now. Come with me!"

If malcontent Mary but knew it, he pays the highest possible compliment to her, as woman and housekeeper, by taking her welcome for granted.

I heard a man say the other day of another:

"He is a royally good fellow, and, I take it, is happily married. He begged me to dine with him when I called at his office, and without giving his wife notice. A fellow doesn't take such liberties with his wife unless he is pretty sure of her and her house-keeping. I couldn't accept the invitation, but the impression left upon my mind was most agreeable."

It is worth Mary's while to score a point in her favor with her husband's friends and to strengthen her hold upon him by meeting the unexpected guest with frank cordiality, and in every other way making the best of the situation.

She keeps the house, and has the work and worry that go with the keeping. John pays for the material part of the home. How much it signifies to him the best of wives does not always know. It is his stimulus, his hope, his sheet anchor, when all the waves and billows of business trouble go over his soul—his haven of

refuge—the nearest approach to Heaven he can find on this side of the dark river. He has a lien—in legal phrase—upon all the benefits accruing therefrom.

The exercise of spontaneous hospitality is not the least of these.

I am so unhappy as to know a woman who has her whole house, including attic and cellar, swept every week and dusted thoroughly daily. Every picture is taken down on Saturday morning that the backs and cords may be wiped off with a damp cloth wet with a disinfectant. She changes servants from twelve to twenty-four times a year. She will tell you with an air of calm sad conviction, that “there is not one tolerably efficient maid in America.” Her daughters have been her slaves since they could wield broom and duster. They are pale and thin; their eyes have a hunted look and are hollowed by fixed dark crescents beneath them. One of them was married two years ago, and sank into confirmed invalidism after the birth of a pitiful scrap of a baby that wailed feebly for an hour and died.

I met the single sister not long ago on a ferry-boat, and she confided to me that she is to submit to a crucial operation in a few days.

“The doctors say it is too much housework,” she said bitterly, “I can not recollect when I was not tired, *tired*, TIRED! My mother keeps the cleanest house in town. She says ‘dirt is disease.’ Maybe so! I know that life is not worth living when one has to pay such a price for cleanliness. My mother has bones of steel and nerves of whalebone, and can not comprehend ‘how it happens that she should be afflicted with delicate children.’

“As to company—it is a curse—nothing less! To have a friend in to a meal involves so much extra work beforehand, so much readjusting afterward, that the thought is frightful.

“This is not living. It is slavery!”

MEATS

BEEF

Roast beef

NEVER wash a raw roast, at least not the parts unprotected by the thin skin. Wipe the skin off with vinegar, dry with a soft cloth, and lay the meat, cut sides at top and bottom, upon the grating of your roaster. Dash a cupful of really boiling water over it. They cicatrice the surface and keep in the juices. Dredge with flour, cover and cook ten minutes to the pound, turning all the heat into the oven for fifteen minutes; then shift into a slower oven, or "dampen" the fire. Baste every ten minutes with the gravy dripping into the pan. Ten minutes before dishing the meat, wash freely with butter and dredge with browned flour, to "glaze" the roast.

Never serve "made gravy" with roast beef. Pour the liquid from the pan into a bowl, and when the fat is solid, remove it and clarify for dripping. The residuum will add richness to your soup-stock, or make a savory base for stew or hash.

Serve horseradish sauce and mustard with your rare roast, and put a little of the ruddy juice which exudes as the meat is carved, upon each slice when served.

Roast beef with Yorkshire pudding

Fifteen minutes before taking up the roast just described, skim six tablespoonfuls of fat from the gravy, put into a smaller dripping-pan, or pudding-dish, and set in the oven. Have ready this batter:

Sift an even teaspoonful of salt and one of baking-powder

twice with a pint of flour. Beat two eggs light, add to them two cupfuls of milk, turn in the sifted flour and mix quickly. Set the reserved fat upon the upper grating of the oven; when it begins to bubble, turn in the batter, and cook quickly to a fine, golden-brown. Cut into squares and garnish the meat with them when you dish it.

This is a better way than cooking the pudding in the roaster under the meat, as used to be the custom with English cooks.

Réchauffé of beef à la jardinière

Lay yesterday's piece of beef in a roasting-pan, sprinkle with salt and pepper, and cover it with thick slices of raw tomatoes. Dash a cupful of boiling water over all, put a close cover on the roaster, and cook in a hot oven for thirty-five minutes. While this is cooking boil tender a pint of green peas, a pint of potatoes—cut into tiny squares—three carrots, also cut small, and ten small onions. Season each vegetable with pepper, salt, and a small bit of butter.

Lay the beef with the tomatoes upon it on a hot platter, pour over it any gravy remaining in the pan, and arrange neatly about it the other vegetables. Be sure that meat and vegetables are very hot when served.

Braised beef

Put a nice round of beef in a broad-bottomed iron pot with a tablespoonful of butter, and sprinkle a chopped onion over it. Cook the beef on one side until brown, then turn and cook on the other side for the same length of time. Now dash a pint of boiling water over the meat, put a close cover on the pot and let the contents cook slowly, allowing at least fifteen minutes to every pound of beef. When the meat is done, remove from the pot to a platter and keep warm while you strain the gravy left in the pot; return to the fire and thicken it with a tablespoonful of browned flour rubbed into the same quantity of butter. Season the gravy with salt, pepper, and a teaspoonful of kitchen bouquet, and pour it over the meat.

Rib-ends of beef

These are usually cut off when the roast is rolled, and can be bought cheap.

Fry in beef fat a sliced onion and a chopped sweet pepper—carefully seeded. Take these up with a skimmer and keep hot. Pepper, salt and flour the rib-ends and fry in the same fat until they begin to brown. Put, now, with the fat into a saucepan, strew the fried onion and pepper on top; pour in a cup of weak stock; fit on a close cover, and cook very slowly until the beef is tender.

Strain and skim the gravy, thicken with browned flour; add a teaspoonful of kitchen bouquet; arrange the beef-bones in a dish; pour the gravy over them and serve.

Pot-roast of coarse beef

Cut four pounds of coarse lean beef in one piece. Fry half a pound of fat salt pork in a rather shallow pot. Put in the beef, and cook fast on both sides for five minutes. Cover with a chopped onion and a cupful of canned tomatoes, a sliced carrot and a sliced turnip. Now, pour in enough hot water to come half-way to the top of the meat; cover closely and simmer slowly for two hours, turning at the end of the first hour.

Take out the beef; rub with butter, pepper and salt, and set in the oven while you skim and strain the gravy, rubbing the vegetables with it through a colander. Put this back into the pot, thicken with browned flour, boil up once; pour half over the meat and serve the rest in a gravy-boat.

Rolled boiled beef

(An English recipe)

Cut an oblong piece of beef from the flank. It should be two inches thick, twelve inches long and six wide. Lay it on a dish and spread upon it this forcemeat:

A cupful of cracker crumbs, two tablespoonfuls of finely-chopped salt pork, half a teaspoonful of salt, one saltspoonful, each, of thyme, marjoram, and sage, half a saltspoonful of pepper, a few drops of onion juice, or one teaspoonful of chopped onion, and one egg. Moisten with a good stock until soft enough to spread over the meat.

Roll as you would a valise pudding, tie about with pack-thread and sew up in mosquito netting or cheese-cloth. Put on in plenty of boiling water and cook slowly for four hours. Let it lie in the water until the latter is a little more than lukewarm, and put under a heavy weight until next day. Remove the cloth, cut the strings and serve cold with horseradish sauce.

Corned beef is very good prepared in this way. Add vinegar to the water in which it is boiled and omit the pork from the stuffing.

Beef à la mode (No. 1)

Cut two pounds of lean beef from the round into strips. Cover the bottom of a pudding-dish with thin strips of bacon, then put in half the meat and strew over this carrots, turnips and onions, sliced very thin. There should be four of these, part of them going over the first layer of beef, the remainder over the second layer of beef. With them go two bay-leaves broken into bits. Cover all with stock, make a paste of flour and water, rolling it out as for pie crust, cover the top of the bake-dish with this, pinching it down about the edges so that no steam may escape. Bake for two hours in a steady oven, remove the paste cover, and send the dish at once to the table.

Beef à la mode (No. 2)

Have a solid piece cut from the round, and tie into shape with stout cords at intervals of an inch apart. Plug the meat perpendicularly with strips of fat salt pork, long enough to project half an inch at top and bottom. Make incisions clear through the beef with a sharp, thin knife, and fill these with forcemeat made of fat pork, minced, onion and bread-crumbs, sharply seasoned.

gravy into a saucepan, season with pepper, salt and a little kitchen bouquet, and thicken with a heaping tablespoonful of brown roux. Boil up once and serve in a gravy-boat, or pour around the base of the beef.

Savory ragout of beef

Cut a round beefsteak into inch-squares. Fry minced salt pork in a pan until you have enough fat to fry the meat, then remove the bits of pork and lay in the meat, each piece of which must first be rolled in flour. When the meat is brown at the edges, add to the fat two tablespoonfuls of flour that has been lightly browned, stir in a pint of weak stock, or, if you have not that, of boiling water; stir to a brown sauce, and return the meat to it, throwing in, at the same time, a minced onion. Leave the meat at the side of the range where it will cook very slowly for three-quarters of an hour. Now, season to taste with salt, add a bay leaf and a little kitchen bouquet. A little Worcestershire sauce is thought by some to be an improvement. Cover again and cook, still slowly, for over an hour, or until the meat is very tender. Stir in two tablespoonfuls of vinegar, and turn out upon a heated platter.

Beef hot pot

Two pounds of beef ribs; one tablespoonful of dripping; two chopped onions and six tiny green peppers, four slices of toast, a little black pepper, chives, vinegar, thyme, raisins, olives, tomatoes to taste, all minced.

Heat the dripping in a saucepan, put into it the ingredients (leave the peppers whole, and mince the chives), cover closely and stew until boiled to rags. Thicken with butter rolled in browned flour. Serve on toast.

Boiled beef tongue (smoked)

Wash the tongue well and soak four hours in tepid water. Put over the fire in plenty of cold water and cook twelve minutes to the pound after the boil begins. Let it get cold in the water; pare and trim neatly, and garnish with small green pickles.

Braised fresh beef's tongue (No. 1)

Wash the tongue and boil for half an hour. Trim away the root and the tough edges.

Fry a sliced onion in three tablespoonfuls of dripping. Strain out the onion and lay the tongue in the frying-pan. Cook ten minutes, turning twice. Remove to your covered roaster; lay upon the grating and dredge with flour. Pour the fat over it; add a large cupful of boiling water and cook, closely covered, for an hour and a half, basting four times.

Take up and keep hot over boiling water while you skim off the fat, and thicken with browned flour. Season with paprika, onion juice, salt and half a cupful of strained tomato sauce.

Dish the tongue and pour the gravy over it. Send around horseradish sauce with it.

Sauce for braised tongue

Cook together in a saucepan a tablespoonful, each, of butter and flour until they bubble. Into a half-pint cup put a couple of teaspoonfuls of vinegar, fill up the cup with boiling water, and turn this on the butter and flour. Stir until thick and smooth. Just before taking from the fire stir in a tablespoonful of grated horseradish. Let it get hot, and serve.

Braised fresh tongue (No. 2)

Clean, and boil for an hour, leaving in the water for fifteen minutes after taking it from the fire. Trim neatly. Skewer the tip and root of the tongue together and lay in your covered roaster upon a layer of sliced onion, carrot, celery, tomatoes, and minced parsley. Cover with the same; add a cupful of the water in which the tongue was boiled, fit on your cover and cook slowly for two hours. Dish the tongue and keep hot. Rub gravy and vegetables through the colander, into a saucepan; thicken with browned flour. Lay the tongue in a bake-pan; pour the gravy over it, and set upon the top grating of an oven to brown. Dish

pour the gravy about the tongue and serve. Eat mushroom sauce with it.

Mushroom sauce for the above

Wash the mushrooms, wipe and peel them, then cut into tiny dice. Stir in a little of the gravy from the tongue; season with salt and paprika; add a lump of butter rolled in browned flour and cook two minutes.

A little lemon juice improves the flavor.

An Italian entrée of beef's tongue

This is a good way to warm up the remains of a boiled or roast fresh tongue. Slice, cover with oil and lemon-juice, and leave in the marinade for one hour. Then add salt, pepper, some sliced onion, a little parsley and a few mushrooms cut into halves. Place in a frying-pan and cook slowly for about fifteen minutes, moistening with a tablespoonful of sherry and a little lemon juice; just before taking from the fire add a little brown stock, and a little tomato sauce, well-seasoned.

Boiled beef's tongue

Wash well and cook in salted, boiling water until a steel skewer goes easily into the thickest part. Leave in the water for fifteen minutes, trim, and lay on a hot dish. Pour sauce tartare over it and send more around with it.

Boiled beef's heart

Wash the heart and soak for half an hour in cold, salted water, Wipe and stuff the ventricles with a forcemeat of bread-crumbs and chopped ham or salt pork, minced fine and well seasoned. Sew up in cheese-cloth fitted to the heart, and bring slowly to a boil in salted water, to which a tablespoon of vinegar has been added. Boil gently two hours, turning the heart several times.

Remove the cloth and dish the heart. Pour a piquante sauce over it.

The heart is made more savory if you will boil it in weak stock instead of water.

Roast beef's heart

Prepare as directed in last recipe, but roast instead of boiling, laying the heart upon a bed of minced onion and tomatoes, and pouring in a little hot water to make the gravy. Rub this through a colander, thicken with browned flour, season to taste and pour over the heart.

How to corn beef

Mix salt with saltpeter in the proportion of ten parts of the first to one of the second, and with this rub the piece of beef to be corned until the salt lies dry upon the surface. Let it stand in a cold place for twenty-four hours and repeat the process, and the next day put it into pickle. This is made by boiling together for ten minutes a gallon of salt, four ounces of saltpeter, and a pound and a half of brown sugar in five gallons of water. The meat should not be put into the pickle until the latter is perfectly cold. Leave it in the pickle and take it out as needed, looking after it once in a while to see if it is keeping well. If not, take the meat out, rub it well with dry salt, and prepare a fresh and stronger brine.

How to corn a tongue

Put into a saucepan a gallon and a half of water, a half-pound of brown sugar, two and a quarter ounces of salt and a half-ounce of saltpeter. Boil for half an hour, skim and, when cold, pour over the tongue.

It should be ready for use in a week.

Boiled corned beef

Soak for an hour in cold water. Put over the fire in plenty of cold water. Put into the pot with it a peeled carrot and a small onion, and for a gallon of water a tablespoonful of vinegar. Cook slowly, allowing twenty-five minutes to the pound if ver-

salt, or if the meat has lain in the brine for some weeks. Let it lie in the liquor for half an hour after it is done. Lift it then, trim away ragged edges, lay on a hot dish and wash all over with butter in which has been beaten the juice of half a lemon.

Strain a cupful of the liquor; stir into it a tablespoonful of butter rolled in one of flour, boil two minutes and add a great spoonful of minced pickles, or of capers. Some like to use pickled onions for this purpose.

Send around horseradish and mustard with it.

When it leaves the table put a plate with a heavy weight upon it, and leave thus all night.

VEAL

Roast leg of veal

Wipe a leg of veal with a damp cloth and place it in a covered roaster. Dash a cupful of boiling water over the meat, cover it closely and cook at the rate of twenty minutes to the pound. Half an hour before the meat is taken from the oven remove the cover from the roaster, baste the meat with the gravy in the pan, and brown.

Shoulder of veal

This may be roasted, like the leg, but is better for having the bone removed, and the cavity thus left filled with a forcemeat made of bread-crumbs and chopped ham, seasoned to taste.

Veal outlets

Wipe the cutlets with a damp cloth, dip them, first, in beaten egg, then in cracker dust, and set in a cold place for an hour. Fry in dripping to a rich brown. Cook slowly that they may be thoroughly done. Lay for a moment on brown paper to drain free of grease, and put on a hot platter. Serve with tomato sauce.

Veal steaks with mushroom sauce

Broil the steaks slowly over a clear fire, turning often that they may not scorch. When done, keep the meat hot on a platter in the oven while you make the following sauce:

Drain the liquor from a can of mushrooms and cut the mushrooms in halves. Cook together a tablespoonful of butter and one of browned flour until they are dark brown in color. Pour upon them the mushroom liquor and a cupful of beef stock. Stir to a smooth sauce, season with a dash of Worcestershire sauce, salt and pepper, and add the halved mushrooms. Cook for two minutes, stirring constantly, then pour over and around the veal steaks.

Breast of veal à la jardinière

Lard with strips of fat salt pork, and sprinkle with paprika. Dredge with flour and lay upon the grating of your covered roaster, add enough boiling water to cover it barely, and roast for an hour, basting with the gravy every ten or fifteen minutes. Then turn on the other side and spread over the roast a pint of tomatoes peeled and sliced, two onions, chopped fine, two sprigs of parsley, chopped fine, and two chopped peppers. Baste for another hour every ten minutes. When the meat is removed keep hot while you take up the vegetables with a split spoon, and keep them hot also. Strain the gravy, thicken with browned flour, and put into a boat. Lay the vegetables about the meat upon a metal or fire-proof dish, dredge this last with browned crumbs, and dot with softened butter. Set upon the top grating of the oven for five minutes to brown and send to table in the dish.

Stuffed roast fillet of veal

Take out the central bone and skewer the fillet into a neat round. Make a forcemeat of crumbs, minced pork, onion juice, parsley and half a can of mushrooms, minced. Wet with a few spoonfuls of stock or gravy; fill the bone-hole and ram the stuffing into the folds of the meat from both sides. Lay on you

covered roaster, cover with very thin slices of fat salt pork, and dash a cupful of boiling water over top and sides. Roast, covered, twelve minutes to the pound. Fifteen minutes before you draw it from the oven remove the pork, wash with butter and dredge with browned flour. Then brown, uncovered.

The fillet should be basted four times while roasting. After the fourth basting draw off a cupful of gravy from the dripping-pan, set on ice, or in cold water until the fat rises, skim, add four tablespoonfuls of strained tomato juice, thicken with browned flour, and cook three minutes before pouring into a gravy-boat.

Roast breast of veal

Cook as you would the fillet, running a sharp knife between ribs and meat to make space for the stuffing.

Serve spinach with it.

Breaded veal outlets

Roll the cutlets in fine crumbs, salted and peppered; dip into beaten egg, then again in crumbs. Set on ice for an hour to get firm, and fry in deep fat, turning three times, carefully. Cook slowly after the first five minutes. Underdone veal is unwholesome and unpalatable.

Drain off the fat, and serve in a heated dish. Send around horseradish or tomato sauce with them, and accompany with spinach.

Mock squabs

Have six or eight slices cut from a loin of veal, half an inch thick, about seven inches long and four wide. Make a forcemeat of crumbs, fat pork, and minced mushrooms seasoned with paprika, onion juice and a little lemon juice with a suspicion of grated lemon-peel. Moisten with a beaten egg and cover with this each slice of meat nearly to the edge, roll up tightly and tie with twine, or fasten with wooden skewers. Dredge with salt, pepper and flour, roast them as previously directed, golden-brown. Be very careful that they do not brown or become too highly

colored. When nearly done add cream to almost cover and let them simmer about fifteen minutes or until quite tender. Remove the strings, arrange the "squabs" on toast, garnish with water-cress, and pour a little of the strained cream over each. Serve with asparagus or spinach.

Larded veal

Have a solid piece cut from the thickest part of the shoulder. Lard at short intervals with strips of fat salt pork and put into your covered roaster with sliced carrot, onion, bits of celery and a few sprigs of parsley; over all pour a large cupful of good stock, cover and cook slowly for about three hours. You should baste frequently while cooking, and a short time before it is done remove the cover, to cook the larding thoroughly and give a good color to the veal.

Just before taking up pour out a cupful of gravy, skim off the fat and thicken with browned flour, add a great spoonful of tomato catsup, and simmer until you are ready to dish the meat. Pour then into a boat.

Roast calves' hearts

You will need two hearts for a dish of moderate size. Wash them thoroughly, leaving in salt and water for an hour, to draw out the blood. Run a slender, keen knife from the large end of each heart straight to the center, turning it around several times to make a central hole for the forcemeat stuffing. Make this of cracker crumbs highly seasoned with onion juice, salt and pepper, thyme or marjoram. Moisten with melted butter, or use hot water and a little fat pork or bacon finely chopped. Sew the opening together, and thrust in several lardoons of salt pork. Dredge with salt, pepper and flour. Fry one sliced onion in dripping in a frying-pan. Put in the heart and brown it lightly all over. Pour in stock to cover it—barely—add a bay leaf, two slices of carrot and one teaspoonful of salt. Cover the pan and cook in a moderate oven about two hours, or until very tender.

When done remove the strings, put the hearts upon a hot dish,

and thicken the gravy with browned flour. Add lemon juice and other seasoning if needed. Strain over the hearts. Garnish with Parisian potatoes alternately with small tomatoes, pared and baked. Pour melted butter and minced parsley over potatoes and tomatoes.

Larded liver

Wash a calf's or lamb's liver, lard it with narrow strips of salt pork, and put it into a covered roaster. Pour over the liver a pint of cold beef stock and cover the pan closely. Set in a moderate oven and cook an hour and a half. Transfer the liver to a deep dish and put the pan containing the gravy on the top of the range. Thicken the gravy with a heaping tablespoonful of browned flour and add to it a cupful of strained tomato liquor, a teaspoonful of onion juice, salt and pepper to taste. Boil up once and pour over the liver.

Salmi of liver

Boil a calf's liver for one hour in slightly salted water, and let it get cold. Cut into dice of uniform size, and for each cupful allow one tablespoonful of butter, one cupful of stock, one teaspoonful of tomato sauce, and two tablespoonfuls of chopped olives. Brown the butter, add one tablespoonful of flour and brown again; add gradually the stock, and stir until smooth and thick. Put in the catsup, olives and liver dice, season to taste, and simmer for fifteen minutes. Serve hot.

A delightful and not inelegant *entrée*.

Roast sweetbreads

Parboil two pairs of sweetbreads and blanch by throwing them into cold water. Drain, pierce three or four holes in each and press into these holes narrow strips of fat salt pork, allowing the strips to project a half-inch on each side. Lay the sweetbreads in a roasting-pan, pour a cupful of weak veal stock over them and rub them with melted butter. Cover and bake for twenty-

five minutes; remove from the pan, sprinkle with salt and pepper, put a spoonful of the thickened and seasoned gravy upon each, and send to the table.

Baked calf's head

The head should be cleaned with the skin left on, also the ears, and split down the under side, leaving the top unbroken. Remove the tongue and brains, parboil and set them on ice. Put the head on in plenty of cold water, boil quickly and for one minute after the boiling point is reached. Take the head off and lay in ice-cold water. Change this for colder in ten minutes, and leave in this for several hours.

Then put over the fire in boiling water, to which a tablespoonful of vinegar has been added, and a tablespoonful of salt. Cook gently until you can slip out the bones easily.

Do this, drawing the teeth, cheek-bones and skull, taking care not to break the upper skin. Put into a bake-dish, restoring the shape as well as you can. Cut the tongue into slices and lay close against the cheeks; wash plentifully with butter rubbed to a cream with lemon juice, sift dry crumbs all over it and bake, covered, half an hour. Then brown.

To make the gravy, rub the brains to a soft paste; pepper and salt, season with tomato catsup and onion juice, add enough of the liquor in which the head was boiled to make a boatful of gravy, thicken with butter rolled in flour, simmer five minutes and serve.

There is no more savory preparation of calf's head than this. It goes to table in the bake-dish. The liquor from the pot in which it had the second boiling makes excellent soup stock.

Boiled calf's head

Boil as directed in last recipe, but do not blanch or bone. When it has been cooked tender, dish, with the tongue (which should have been boiled with it), sliced and laid against the cheeks, and pour over it a brain gravy, made as for the baked head, with the addition of a great spoonful of minced olives.

Mock turtle

Boil and blanch a calf's head, take out the bones and let the meat and tongue get cold in the liquor. Do not let it remain long enough to jelly. As soon as the meat is firm take it from the stock, wipe dry, and cut with the tongue into neat dice an inch long, and half as wide. Make a gravy of a large cupful of the pot liquor, thickened with butter rolled in browned flour and seasoned with lemon and onion juice, a teaspoonful of kitchen bouquet, a little salt and paprika. Put in the meat, and simmer fifteen minutes.

Have ready a sauce made by heating a cupful of cream (adding a pinch of soda) and pour it, stirring all the time, upon the beaten yolks of three eggs. Stir and beat for one minute, and add to the meat and gravy. Now add a glass of sherry and pour all into a deep dish, in which you have laid a pile of turtle eggs made by rubbing together the yolks of three hard-boiled eggs and the boiled brains of the calf, binding them with a raw egg and a little browned flour. They should be made into little marbles with floured hands and cooked in boiling butter for two minutes, then fished out and drained in a colander.

A delicious entrée!

Calf's liver à la jardinière

Lard a large liver with strips of fat salt pork. Cover the bottom of a large saucepan with a carrot and a young turnip (all cut into dice), six very small onions, a handful of green peas and the same of string beans cut into short lengths. Lay the liver upon these, pepper it and pour in a cupful of stock, or a cupful of hot water in which a tablespoonful of butter has been melted. Cover closely and cook an hour and a half without opening. In a bake-pan cook four peeled tomatoes of medium size. Take up the liver and the vegetables, the latter with a split spoon. Lay the liver upon a hot dish, group the vegetables (the tomatoes included), each of a kind together, about it; keep hot in the oven while you strain the gravy into a saucepan, add a great spoonful

of catsup and a tablespoonful of browned flour wet with cold water, and cook for one minute. Pour a few spoonfuls over liver and vegetables, the rest into a boat.

Casserole of calf's liver

Wash and wipe a calf's liver perfectly dry. Fry a few slices of fat bacon in a pan until the fat is all fried out. Strain and return the fat to the pan, lay in the liver and fry two minutes on each side, and then put into the casserole; add one pint of rich brown sauce, a cupful of button onions that have been browned in butter and three tablespoonfuls of lemon juice. Fasten on the cover with a flour and water paste, put in a moderate, steady oven, and cook for two hours. Then remove the paste from the cover, put in potato balls that have been fried in hot fat, and send to the table in the casserole.

Fried brains for garnishing

Soak the brains in cold water for an hour, cover with fresh, cold water and bring to a boil. Cook for three minutes; drain, and set in a cold place for an hour. Cut in thick slices, sprinkle with salt and white pepper; dip in beaten egg, roll in cracker dust and set in a cold place long enough for the coating to stiffen. Fry in deep cottolene or other fat.

Scallop of calf's brain

Soak brains in cold water for an hour, then boil for ten minutes. Drop into iced water, and when very cold cut into tiny dice. Butter a pudding dish, put in a layer of the brains, sprinkle with pepper, bits of butter and a few drops of onion juice; then put in a thin layer of minced ham. Add more brains, and proceed in this way until the dish is full. Sprinkle the top with buttered crumbs, pour a cupful of veal stock over all, and bake for twenty minutes.

Brain croquettes for garnishing

Prepare the brains as in the preceding recipe, chop and add to them butter, salt and pepper to taste. Into each cupful of the mixture stir a tablespoonful of crumbs and moisten all with cream. Heat in a double boiler, and when the boiling point is reached whip in slowly a beaten egg, and remove the mixture from the fire. Turn upon a dish to cool and stiffen before forming into small croquettes. Crumb these and set on the ice for two hours. Fry in deep, boiling cottolene or other fat.

Any dish of liver or calf's head—in fact of veal in any form—is made elegant by a garnish of brains, fried as croquettes, or in slices.

MUTTON**Roast leg of mutton with sorrel sauce**

Wipe a leg of young mutton with a damp cloth, then with a dry. Put into a covered roaster, dash a cupful of boiling water over it and roast at the rate of twelve minutes to each pound of the meat. Fifteen minutes before serving remove the cover and brown. If you do not use a covered roaster baste the meat every fifteen minutes, while cooking, with the gravy in the pan.

Do not send made mutton gravy to the table with it. Pass currant jelly with it and such a sauce as this:

Mince a cupful of field sorrel—young and tender—and stir two tablespoonfuls of butter rubbed into one of browned flour into a cupful of boiling water. Add the sorrel, a dash of paprika and salt. Cook for one minute, take from the fire and beat into it, a very little at a time, the well-whipped yolk of an egg. Set in boiling water until the mutton is served. It must not cook.

Boiled leg of mutton

Carefully trim the meat, cutting off all loose or gristly portions, and wipe with a damp cloth. Have a kettle of boiling water and put in the meat, boiling fast for about ten minutes,

when it may simmer until done. Do not put in salt or pepper until nearly cooked. Eat with caper sauce.

The water in which the mutton is boiled makes excellent Scotch broth, or plain mutton soup.

Roast shoulder of mutton

Carefully remove the bone, or shoulder blade, and fill the place with this forcemeat: One cupful of fine bread-crumbs, one tablespoonful of chopped parsley, one teaspoonful of chopped onion, salt and pepper to taste, a half-dozen chopped mushrooms—canned or fresh—and melted butter to moisten the mixture. Sew up the slit left by the bone, and place in the covered roaster with a cupful of water or weak stock. Cook quickly at first, basting often, and allowing for cooking about fifteen minutes to the pound. Serve with sorrel or other meat sauce, never with made gravy.

Pass string-beans, tomatoes, green peas or young turnips with it.

Stuffed shoulder of lamb

Have the bone extracted neatly, and fill the cavity left with a stuffing of a cupful of bread-crumbs, a dozen raw oysters, chopped fine, two tablespoonfuls of butter, melted, one tablespoonful of chopped parsley, one teaspoonful of onion juice, one-half teaspoonful of paprika. Roast in a quick oven. Into two tablespoonfuls of softened butter mix one tablespoonful, each, of chopped parsley, onion and lemon juice, and kitchen bouquet. Draw the meat, when done, from the oven, spread it with this prepared sauce, and return to the oven for four minutes. Garnish with small, round, fried potatoes.

Send around green peas with it.

Hotch-potch

Cut two pounds of *lean* mutton into neat pieces an inch square. Peel and slice six medium-sized potatoes, cut into dice, and par-boil for five minutes. Parboil also a dozen small, young onions,

no larger than the end of your thumb. Have a couple of kidneys—calf's or lamb's—cut into dice, and drain the liquor from fifteen small oysters. Put a layer of meat dice in the dish, then a layer of onions, kidneys and potatoes. Season each layer of vegetables with pepper and salt. Then another layer of meat, onions and kidneys, and the remaining potatoes. Pour on a cupful of hot water, cover the pan closely and bake it in a moderate oven for three hours. Look at it occasionally and add more water if it seems dry.

When nearly ready to serve take up the mixture with a skimmer, arrange it in a deep hot dish. Add the oysters to the gravy left in the pan, cook till they ruffle, add more seasoning if needed, and pour it over the whole.

Family stew of lamb and peas

Cut two pounds of coarse *lean* lamb into dice. There must be neither fat nor bone in it. Fry a sliced onion brown in two tablespoonfuls of dripping or butter. Strain the fat back into the pan, dredge the meat with flour and fry for three minutes in it, turning to sear both sides. Turn meat and fat into a saucepan, add a cupful of stock or of butter and water, cover closely and stew for an hour, or until the lamb is tender. Put in then a cupful of green peas with three leaves of green mint. Cover again and cook until the peas are tender, but not until they break. Have ready a broad dish lined with slices of toast soaked in tomato sauce. Take up meat and peas in a perforated skimmer and lay upon the toast. Keep hot, while you thicken the gravy left in the pot with a tablespoonful of butter rolled in one of browned flour; season, boil up and pour over the stew. Let it stand one minute and serve.

Casserole of lamb chops

Trim two pounds of lean chops and proceed as with the meat in last recipe until they have been browned in the fat.

Now turn meat and fat into your casserole, in the bottom of which is a layer of pared and sliced tomatoes. Have ready half

a cupful of potato balls cut with a "gouge" and parboiled for five minutes, a dozen button onions, also parboiled, and half a can of champignons (mushrooms). Sprinkle these over and between the chops. Pour in a cupful of good stock, or gravy, well seasoned; lastly, another layer of sliced tomatoes, salted, peppered, sprinkled with sugar and dotted with butter. Cover the casserole and set in a moderate oven for two hours.

Drain off all the gravy without disturbing the rest of the contents of the casserole. Skim, thicken with browned flour, add the juice of half a lemon, boil up, pour in a glass of sherry, pour gently back into the casserole, cover, set in the oven for three minutes and send to table, covered.

If you once try this recipe you will not be satisfied until the dish it represents becomes a frequent visitor to your table.

MEAT AND POULTRY PIES

Chicken pie

Cut at every joint a pair of *young* chickens. Lay on ice while you make a gravy of the pinions, necks and feet—scalding and skinning the feet before putting with the rest over the fire, covering deep with cold water and bringing slowly to the boil. Cook until the flesh is in rags, and the liquor reduced by one-half. Strain, season highly with onion juice, salt and paprika, thicken with browned flour and let the gravy get cold.

Meanwhile, arrange your chicken in a bake-dish; lay among the pieces either well-seasoned forcemeat balls no larger than marbles, made of bread-crumbs and hard-boiled yolks, bound with a raw egg, or canned mushrooms. Of course, fresh mushrooms are better if you can afford them. Put in a cupful of cold water, cover with a good crust, half an inch thick, and bake for an hour and a half. Lay a piece of stout paper over the pie to keep it from browning too fast. When you remove this at the end of an hour draw the pie to the door of the oven, fit a funnel into a slit left in the center of the crust and pour in all the gravy it will

hold. Do this very quickly, shut up the oven and leave the pie in until done. Remove the paper ten minutes before the time is up and brown lightly.

Cold chicken pie

Make precisely as in last recipe, but add to the gravy while hot a tablespoonful of gelatine soaked for two hours in cold water enough to cover it. Pour into the pie as already directed. Let the pie get cold before eating it. The gravy will be jellied. This is a nice dish for Sunday dinners in hot weather.

Fowl pie

Cut an old fowl into joints, splitting the back and dividing the breast into quarters. Put over the fire in plenty of cold water, season with onion juice and the juice of half a lemon. No salt and no pepper. Cover closely and simmer very gently for several hours until you find it tender. Strain off the gravy and season with onion juice, celery salt, a bay-leaf, minced parsley, paprika and salt. Return the gravy to the fire, stir in a lump of butter rolled in browned flour and cook one minute. Arrange the chicken in a deep bake-dish, pour in the gravy, lay over the top two hard-boiled eggs cut into thin slices, cover with a good crust, and bake.

Chicken pot pies

For these have several stoneware or other fire-proof deep dishes, about the size of a bird bath. Cut up a young fowl into joints, cover with cold water and cook tender, but not until the meat leaves the bones. Lay a piece of dark meat and one of light in each dish; sprinkle with minced salt pork, and drop in each dish potato marbles which have been parboiled for ten minutes. Add small cubes of pastry, three to each dish, and two small young onions, no bigger than the end of your thumb. Unless they are mere infants, parboil them five minutes before they go in. Have ready two cupfuls of the liquor in which the chicken was cooked. Thicken with a lump of butter rolled in browned

flour; season with paprika and minced parsley. The pork should salt it sufficiently. Fill the dishes, cover each with a good crust, make a slit in the middle and bake, covered with paper, half an hour. Then brown.

You may, if you like, make one dish of this, but many prefer the individual "portions."

Chicken and ham pie

Cut up and stew the chickens, as in last recipe. Have ready four good-sized slices of corned ham (not smoked), boiled and cold, and cut into strips. Put a layer of ham in the bottom of a buttered bake-dish, season with chopped mushrooms and parsley, salt and pepper, and add a layer of white sauce, the base of which is the liquor in which the chickens were cooked. Next, place in the dish the pieces of chicken in regular order, and upon these the yolks of hard-boiled eggs. Repeat the seasoning and the sauce, lay a few strips of ham over the top, cover with a good paste, wash the pie with beaten egg, and bake for an hour and a half. If you have no mushrooms you may substitute a little mushroom catsup.

Veal pie (No. 1)

Cut three pounds of lean veal into inch-square cubes; put into a saucepan with a cupful of cold water, and heat slowly. Remove the scum as it begins to boil; add two small onions, sliced, two tablespoonfuls of carrot cubes, and one teaspoonful of salt. Let it simmer until very tender. Put the meat then into a deep baking-dish.

Let the liquor boil down to one cupful and a half, strain it and remove most of the fat. Add one-half cupful of cream or of rich milk, and pepper to taste. Thicken it with a tablespoonful of flour rubbed in one of butter; cook it five minutes, and strain it over the meat. If you have any cold boiled ham you may add a little of it to the veal, cutting it into tiny pieces.

Cover with a rich biscuit dough, half an inch thick, and bake one hour, covered with thick paper. Uncover and brown.

Veal pie (No. 2)

Cut two pounds of coarse lean veal into cubes and cook tender in enough cold water to cover it. Have ready half a pound of finely-minced pork, an onion, chopped fine, two tablespoonfuls of finely-minced olives, a stalk of celery cut fine, and a tablespoonful of chopped parsley. Put a stratum of veal in the bottom of a buttered bake-dish; cover with this mixture and sprinkle with paprika and with butter. When all the materials are used up in this order fill the dish with gravy made by thickening the liquor in which the veal was stewed with browned flour, adding a tablespoonful of tomato catsup, and boiling one minute. Cover with a good crust; make a slit in the top and bake, covered, one hour; then brown.

Beef and tomato pie

Cut a pint of cold roast beef into small dice of uniform size, and mix with it two or three slices of bacon, also cut small. Line a deep dish with good puff paste, put a layer of the beef and bacon in the bottom of the dish, season with pepper and salt, cover with a layer of peeled and sliced tomatoes. Sprinkle with salt and pepper and dots of butter rolled in flour; add more meat and more tomatoes, until the dish is full. Cover the top layer with bits of butter, then with a crust of puff paste, making holes in this for the escape of steam. Bake until brown.

Beef and potato pie

Moisten three cupfuls of minced roast beef with a little stock, season to taste, and put it into a greased pudding-dish. Into a large cupful of mashed potatoes beat a little milk and a tablespoonful of melted butter. Season this potato and spread it over the top of the minced beef. Set it in the oven and bake, covered, for twenty minutes; uncover, wash over with beaten white of eggs and cook for fifteen minutes longer, or until it is lightly browned.

Beefsteak pie

Cut two pounds of round steak into small squares. Cover (barely) with cold water and cook tender, very slowly. Cut two veal kidneys into cubes and (if you can get it) a sweetbread, blanched by throwing it into cold water, after parboiling it. Drain the liquor from the beef, and let both get almost cold. Make a good gravy by thickening this liquor with a tablespoonful of butter rolled in browned flour, seasoning well with kitchen bouquet, onion juice, salt and pepper. Let it simmer two minutes. Arrange the beef, kidneys and sweetbread in neat layers in the dish, interspersing these with a dozen small oysters. Pour in the gravy, cover with a good crust, half an inch thick, and cook, covered, one hour; then brown.

Kidney pie

Cut four kidneys into neat squares and stew gently in weak stock for half an hour. Cook a quarter-pound of macaroni till tender, and cut it into inch lengths. Butter a baking-dish and put in a layer of macaroni; over that spread a layer of sliced kidneys, seasoned with pepper, salt and made mustard. Sprinkle over a little flour, and add a layer of tomatoes. Repeat these layers and cover with fine bread-crumbs when the dish is filled. Pour in a rich gravy made from the stock in which the kidneys were stewed; put small bits of butter over the crumbs on top, and bake steadily for one hour.

Sweetbread pie

Blanch two sweetbreads by parboiling for ten minutes, then leaving in ice-cold water for the same length of time. When firm cut into half-inch squares. Make a white roux by cooking in a saucepan two tablespoonfuls of flour in two of butter, add gradually a cupful of cream heated with a pinch of soda, season with half a teaspoonful of salt and half a saltspoonful of white pepper, a few grains of cayenne, and two tablespoonfuls of stewed

and strained tomato. Put the sweetbreads and sauce into a deep dish, cover with : rich crust, make a slit in the center ; bake, covered, half an hour, then brown. Beat one egg, add half a cupful of hot cream, and pour into the opening in the crust just before serving.

Mutton chop pie

Trim two pounds of tender chops by cutting away skin, fat, and two inches of the rib bone. With the refuse trimmings make a gravy by cooking slowly three hours in just enough water to cover them. Let it cool, skim off all the fat, season highly, thicken well with browned flour, boil up once and again let it cool.

Arrange the chops on the inside of a bake-dish, overlapping one another ; fill the central space with chopped mushrooms, a chopped tomato, six small button onions and a pint of green peas. Pour in the gravy ; cover with a good crust, make a slit in the middle and bake, covered, half an hour ; then brown.

Veal chop pie

May be made as above, substituting chopped tomatoes for the green peas. In this case have the gravy very thick, as the tomato juice will thin it.

Small pork pies

(A Devonshire recipe.)

Chop fine a quarter of a pound of beef kidney suet and mix with it an equal quantity of butter. Rub both into a pound of flour and set all over the fire in a saucepan until the butter and suet are melted and the flour very hot. Knead together then into a stiff paste, cover with the cloth and put it near the fire while you make ready the meat. There should be about two pounds of the neck of pork, and this should be cut into very small pieces, seasoned liberally with salt, pepper and a teaspoonful of powdered sage, and cooked gently for twenty-five minutes before it goes into the pie. The paste must then be divided into as many pieces as you wish to have pies, and these must be

made into round shapes—"built up" into the shape of round pies. The way to do this must be studied carefully, for it is a knack in itself. The fist is put into the middle of the piece of dough from which the pie is to be raised, and by working it in a circular fashion the hollow is formed which is to receive the meat. The process should really be seen to be adequately understood. When the pie is "raised" the meat is put into it, a round of paste laid on the top and its edge pinched to that of the lower crust. It is then baked in a steady, rather slow, oven.

An English pork pie

Cook two pounds of lean pork for half an hour in enough weak stock to cover it. Let it get cold in the liquor (which reserve for the gravy). Take out the cold meat and cut into neat dice. Butter a deep dish and lay in some of the meat. Cover with a layer of hard-boiled eggs, chopped coarsely; season with onion juice, pepper, salt and a pinch of nutmeg. Stick bits of butter here and there. Dust with browned flour.

Strain and reheat the liquor in which the meat was cooked; stir in a lump of butter rolled in browned flour, cook one minute, add a teaspoonful of Worcestershire sauce; pour into the pie, and let it cool before covering with a good paste. Cut a slit in the middle of the crust; bake, covered, three-quarters of an hour. Uncover, wash with white of egg and brown.

Send around apple sauce with it.

A New England pork pie

Boil half a pound of "streaked" salt pork with a sliced onion and four parsnips of moderate size. Put them on in enough cold water to cover them, and boil until the parsnips are tender, the onion cooked to rags. Have ready three fair-sized potatoes, sliced and parboiled. Slice the parsnips. Cut the pork into very small, thin slices, and line a deep dish with it. Put in a layer of sliced potatoes, sprinkle with flour, salt and pepper, a layer of sliced parsnips, then another layer of each. Add enough of the

water in which the pork and parsnips were boiled to fill the dish. Cover with a good crust, and bake in a good oven one hour.

It is said by those who like parsnips to be very good—considering!

Pigeon pie

Dress, draw and singe carefully four young pigeons; stuff them with the chopped livers, hearts and gizzards and fine crumbs, mixed with chopped parsley, a good lump of butter, pepper and salt. Run a small wooden skewer through the body of each, fastening the wings to the sides. Cover the bottom of your bake-dish with thin strips of corned ham; season with chopped parsley, mushrooms, pepper and salt; over these lay the pigeons; between every two birds put the yolk of an egg boiled hard, and two or three in the center also. Add to the dish sufficient thick brown gravy to cover the pigeons, cover the pie with puff-paste, and bake for an hour and a half.

PORK

Roast pig

Lay the pig, which has been prepared by the butcher, in cold water for fifteen minutes, then wipe dry, inside and out. Make a stuffing as for a turkey, and work into it two beaten eggs. Stuff the pig to his original size and shape. Sew him up, bend his fore legs backward, and his back legs forward under him, and skewer him thus. Dredge him with flour and put it, with a little salted water, into a covered roaster. Roast for an hour and a half; remove the cover, rub the pig well with butter and return the cover, leaving the slide open. At the end of twenty minutes remove the cover again, rub the pig once more with butter, and brown him for ten minutes. Serve very hot with apple sauce.

A pig for roasting should not weigh over six or seven pounds after it is cleaned. If larger, it is gross food. The meat should be as delicate as chicken.

Roast pork

Score the skin until the knife touches the meat under it. Rub into these lines or squares a mixture of fine crumbs seasoned with onion juice, a little grated lemon-peel and the juice of half a lemon, with pepper and salt to taste. Work in well until the stuffing stands out of the cracks. Put into your roaster, with a cupful of hot water under it; and after covering bring quickly to the point at which the water begins to steam. Slacken the heat then, and cook twenty-five minutes to the pound, basting often with its own gravy.

Pour off this gravy twenty minutes before taking the meat up, and set in a bowl of ice to send all the fat to the top. Greasy pork gravy is an offense to the educated palate. Thicken with browned flour.

A better plan is not to attempt to make gravy, but to send around apple sauce alone with the roast.

Chine of pork braised with apples

Instruct your butcher to cut the chine with plenty of meat on both sides of the bone. Sprinkle it well with pepper and salt, and lightly with sage and sweet marjoram. Pare, core and cut into thick slices three large, tart apples. Cover the grating of your roaster with them, strew with sugar and lay the chine upon them. Dot the meat with butter; cover and roast twenty-five minutes to the pound. At the end of that time transfer the meat to a dripping-pan, turning it over that the side which has lain upon the apples may be uppermost. Wash with butter, cover thick with salted and peppered crumbs, and brown upon the upper grating of a hot oven while you make the gravy.

To do this rub the cooked apple and the liquor with them through a colander into a saucepan, add a little hot water, a lump of butter rolled in flour, and, if very tart, a little sugar; pepper and salt to taste, boil up and turn into a boat.

Serve peas, pudding or beans in some shape with the chine.

Pork tenderloins

Broil over a clear, steady fire, turning as often as they begin to drip. Allow twenty minutes, if small; more when large. Lay upon a heated dish, cover with a mixture of butter, lemon juice, onion juice, pepper, salt and a dash of powdered sage. Turn over and over in this as it melts; cover closely and leave over hot water several minutes to let the seasoning sink into the meat.

Serve browned whole potatoes and apple sauce with them.

Boiled ham

Soak eight hours, and scrub it hard with a stiff brush or whisk to get out salt and dirt. Cover with an abundance of cold water, and put into it two tablespoonfuls of vinegar. Heat very gradually. At the end of the first hour it should not have reached the boiling point. Simmer gently four or five hours. Allow twenty minutes to every pound for a corned ham; twenty-five for a smoked. Let it get almost cold in the liquor—entirely cold before you skin it.

Barbecued fresh ham

Score the rind with a sharp knife. Mix one tablespoonful of mustard seed, half a teaspoonful, each, of celery seed and pepper corns with one cupful of sugar, one cupful of vinegar and two cupfuls of water. Let these stand ten minutes, then pour it over the ham. Turn it in this pickle several times during the day. Next morning put the ham into your covered roaster in a slow oven, fat side down, for the first hour. Strain the pickle and keep it hot on the back of the stove. Baste the ham frequently with it and bake four hours, or until tender.

All of the pickle should have been used in basting. Lay the ham upon a heated dish and keep hot over boiling water while you make the gravy. Strain the liquor, thicken with browned flour, add salt to taste, simmer for five minutes and pour part over the meat, the rest into a boat.

Those who are fond of hot fresh pork can not do better than to try this. It is also delicious cold.

Breaded ham

Boil as directed in recipe for boiled ham. When cold, skin and rub all over with flour. Next, brush with beaten egg, sift fine crumbs thickly over the egg, then more egg and another coat of crumbs. Dust with pepper and brown gradually.

Eat cold, garnished with parsley.

Baked ham

Is seldom really "baked." Boil a ham eighteen minutes to the pound; leave it one hour in the liquor in which it was cooked; take it out and let it get really cold and firm before stripping off the skin. Rub the upper side with white of egg and sift over it bread dust a quarter of an inch thick. Pepper lightly, and set in the oven for half an hour, or until the coating is well shortened by the oozing fat, and of a nice brown. Let it get cold to the very bone before serving it. If you like a suspicion of onion flavoring, wash the surface to be breaded with onion juice before going over it with the white of an egg.

Baked corned ham

Soak over night. In the morning scrub hard and pare away the underside until the meat and fat show red and white. Wash well with vinegar and do not wipe. Lay, skin downward, in your roaster, covering the side you have pared with a thick paste of flour and water. Have ready a mixture of one cupful of cold water and half as much vinegar, a tablespoonful of molasses and one of onion juice. Pour around the ham; cover closely and bake half an hour to the pound, after the water is hot. Baste six times with the liquor in the pan.

Take up, scrape off the paste, remove the skin, dusting instantly and thickly with fine cracker-crumbs to stop the escape of the juices. There should be a cracker crust a quarter-inch thick. Set upon the upper grating to brown.

Stuffed ham

Wash a ham and soak over night ; then, with a narrow, sharp blade, remove the bone. Fill the cavity thus left with a forcemeat of bread-crumbs, seasoned with pepper and moistened with a little water in which a spoonful of butter has been melted. Sew the ham up closely in a piece of cheese-cloth and boil until done, allowing twenty minutes to the pound. Leave it in the water until cold, transfer to a platter and put under a heavy weight for twelve hours. Now remove the cloth and the skin, and sprinkle the ham with pepper before sending to the table.

To pickle pork

Mix together four and a half pounds of salt, a pound of brown sugar and one ounce of saltpeter, stirred into three gallons of water. Boil for half an hour, skimming every ten minutes. Set aside to cool, and when cold pour over the meat packed in a crock or keg.

Virginia recipe for curing ham

Put the ham into pickle made by putting into one and one-half gallons of water one-half pound of brown sugar, one-half ounce of saltpeter and two and one-quarter pounds of salt. Boil this mixture for half an hour, skimming frequently ; then set aside to cool and pour over the ham. Leave for two weeks, remove the ham, wash it in fresh water ; dip it, still wet, in bran, and coat thickly with it. Now take to the smokehouse and hang, hock end down, in smoke from hickory chips and sawdust for four weeks. Brush off the bran, wrap in brown paper and hang up until needed.

POULTRY

ROAST TURKEY

Draw, with care not to break the gall-bag. Wash out the cavity three times with cold water, adding a little soda to the second water. You can not be too careful in this part of your task.

Fill the body and craw with some one of the stuffings or "dressings" given below. Sew up the body and tie the skin covering the craw securely about the "scrag" or neck with cotton twine. Bind the legs and wings snugly to the body with cotton tape or strips of muslin. If the fowl be rather scrawny cover the breast with thin slices of fat salt pork. Put upon the grating of your covered roaster. Pour a cupful of boiling water over it to sear the skin and keep in the juices; cover and cook fifteen minutes to the pound, quite fast for twelve minutes or so, afterward steadily but slowly. Baste four times, each time very thoroughly, with the gravy from the pan.

A quarter of an hour before taking the turkey up, uncover and wash over with butter, then dredge with flour, and shut up in the oven to brown.

Make the gravy by stirring into the contents of the dripping-pan (when you have removed the turkey and are keeping it hot) the giblets, minced almost to powder, a tablespoonful of browned flour wet up with cold water, salt and pepper to taste. Skim before you add anything. Boil one minute and pour into a gravy-boat.

Always serve cranberry sauce with turkey, when you can get it.

Bread dressing for turkey

To a large cupful of crumbs allow a tablespoonful of minced fat pork. Season with pepper and, if you like, a little minced

parsley. A little onion juice is an improvement. Moisten very slightly with cream, or milk.

Sausage dressing for turkey

Make as in last recipe, substituting sausage-meat for the pork. If partially cooked before it goes into the dressing, it is more wholesome.

Oyster stuffing for turkey

Make a stuffing for turkey in the ordinary way of dried bread-crumbs seasoned with parsley, thyme and sweet marjoram, and moistened with melted butter. To this add twenty small oysters chopped fine, and with this stuff the breast of the turkey.

Or to the ordinary seasoned bread-stuffing for a turkey add two dozen small oysters, moisten the crumbs slightly with the oyster liquor, and fill the breast of the turkey with the mixture.

Chestnut stuffing for turkey

Boil one quart of the large French or Italian chestnuts, shell and peel them. Mash smooth and rub into them two tablespoonfuls of butter, and salt and white pepper to taste. Stuff the turkey with this as you would any other kind of dressing.

Fillets of turkey with rice

Skin the breast of a plump turkey, and slice away the breast. Use a sharp knife and hold it almost horizontal while at work. The slices should be nearly half an inch thick, and as nearly uniform in size as possible. Dip in beaten egg, then in salted and peppered cracker-crumbs; again in the egg, and once more in the crumbs. Set on the ice while you cook the rice.

Put one cupful of clear chicken or turkey stock into a saucepan; add a cupful of rice, one-half teaspoonful of onion juice, and the same of salt, and simmer slowly until the liquid is ab-

sorbed. When the rice is tender add two tablespoonfuls of butter; one tablespoonful of grated cheese, and season to taste. Cover and let it stand at the side of the fire until the fillets are ready. Heat five or six spoonfuls of pure salad oil slowly in a frying-pan, and when it boils, cook the fillets in it to a nice brown. Mound the savory rice in the center of a hot dish and lay the fillets about it.

When properly made this is an elegant *entrée*.

Roast turkey, réchauffé

When but half of a large turkey has been cut away, the remainder can be made presentable for a second serving by "braising" it thus:

Cut very thin slices of fat salt pork and cover the untouched side with them, binding in place with soft twine. Lay the turkey, cut-side downward, in your covered roaster; pour a large cupful of weak stock or gravy under the grating, put on the lid and cook one hour, slowly, basting several times with the gravy in the pan below the roast. Take up the turkey, remove the pork, dredge with flour and set back in the oven, basting it with butter to "glaze" it as soon as the flour is wet through. Shut up to brown when you have drained away the gravy.

Strain this through a colander, thicken with browned flour, add half a can of minced champignons, cook two minutes, and pour into a boat.

Scallop of turkey and oysters

Cut cold roast or boiled turkey into inch-lengths, free from skin and gristle, and put a layer in the bottom of a buttered bake-dish. Season with salt and pepper, dot with butter and cover with minced raw oysters. Season this layer, scatter fine crumbs over it, put in more seasoned turkey, and go on in this order until your materials are used up. Pour in, then, a cupful of gravy made by boiling down bones and stuffing in a quart of water until reduced to one-third the original quantity of liquid, and straining

out the bones. Cover with fine crumbs, dot with butter and bake, covered, forty-five minutes, then brown. You may omit the oysters, and have a plain turkey scallop.

Or substitute chopped mushrooms for the minced oysters.

Turkey and sausage pudding

This is a good way of using yesterday's turkey, if there is not a sightly half left to be set on again.

Into a buttered bake-dish put a layer of turkey, cut—not chopped—into half-inch lengths. Drop bits of butter over it, but no other seasoning. Cover with minced, cooked sausage-meat, and this with three or four olives chopped fine. Proceed in this way until the dish is ready for the crust. Pour in a cupful of rich gravy made of bones and stuffing; cover with a good biscuit-dough half an inch thick; cut a hole in the middle and bake, covered, three-quarters of an hour, then brown.

Ragout of turkey

Break the carcass of a roast turkey all to pieces, and chop what remnants of stuffing you have. Add a quart of cold water, and cook slowly until you have but a cupful of liquid. Strain and let it get cold. Skim off the fat, season with onion juice, kitchen bouquet, salt and paprika, and set over the fire with the turkey meat, cut into neat cubes, and a half cupful of champignons (or fresh mushrooms, if you have them). Bring quickly to a boil, thicken well with browned flour, boil up, add a glass of claret and serve. Lay sippets of fried bread around the ragout.

Boiled turkey

An undeniably tough turkey would be better boiled than roasted.

Clean, wash and fill with oyster-stuffing, for which a recipe was given a few pages back. Truss closely and sew up in a clean piece of white mosquito-netting. Lay in a pan and pour

boiling water all over it from the tea-kettle, slowly, to toughen the skin and keep in the juices. Roll the turkey over and over in his hot bath, take out at the end of two minutes; put into a pot, cover deep with cold water, and heat gradually to a boil. Cook fifteen minutes to the pound, always gently. If the turkey be large and old, give him twenty minutes for each pound. Take the pot from the range, leave it covered for twenty minutes with the bird in it. Take him out, unwrap quickly, dish, wash freely with hot butter well-seasoned with salt and white pepper; pour a few spoonfuls of hot drawn butter over him, and serve. Send oyster sauce around with boiled turkey.

DUCKS

Roast ducks

Draw and clean, washing the inside in three waters, the second having a teaspoonful of baking-soda mixed with it.

Plunge into ice-cold water; leave them there for fifteen minutes; wipe well inside and out, and stuff with a forcemeat of dry crumbs seasoned with salt, pepper, onion juice and finely minced parsley.

Personally, I do not like sage in the stuffing. It gives a "medicated tang," to my way of thinking—or tasting. Many people, however, insist upon adding the venerable simple to the forcemeat. Do not moisten the stuffing. Put it in dry, packing well. Dredge the ducks with peppered and salted flour; lay upon the grating of your roaster, pour a cupful of boiling water over them, and roast, covered, from twelve to fifteen minutes to the pound, according to age. Baste four times with the gravy from the dripping-pan. Uncover, wash with butter, dredge with flour and brown.

To make the gravy, drain off the liquor from the pan; set in ice-water to throw up the grease, strain, add the giblets minced very fine, thicken with browned flour, and boil for two minutes.

Serve with currant jelly, or apple sauce, and pass green peas with them.

Braised ducks

Young ducks are essential for this purpose. Lay three slices of fat corned ham upon the grating of your roaster, and upon them a minced onion, a stalk of celery, chopped, a sliced carrot and a tablespoonful of chopped parsley. Clean and truss, but do not stuff the ducks; lay them upon the prepared "bed," and pour a cupful of boiling water over them. Cover the pan and let them cook, closely covered, in a moderate oven for about two hours. Take up the ducks, strain the liquor from the pan, and let it cool enough to remove all the fat. Then put it into a saucepan, and let it boil. Add one teaspoonful of lemon juice, and thicken it slightly with browned flour. Return the fowls to the sauce till hot again, then serve with the sauce poured over them.

Creole salmi of duck

Melt in a saucepan two tablespoonfuls of butter, and stir into this a half tablespoonful, each, of chopped ham, onion, celery, sweet pepper and parsley, with a tablespoonful of flour, a quarter of a teaspoonful of salt, and a half teaspoonful of paprika. Stir for three minutes, then add a cupful of consommé, two cloves and a blade of mace. Simmer for an hour; strain and add to it two cupfuls of cold duck, cut into neat pieces an inch long. Boil one minute to heat the meat thoroughly, and serve.

Garnish with sippets of fried bread.

CHICKENS

Roast chickens

Singe to get rid of down, draw and wash well, rinsing the cavity of each fowl with soda and water. Wipe and fill bodies and craws with a stuffing of dry crumbs, well-seasoned with

pepper, salt and butter. Tie up the neck and bind legs and wings close to the body with soft cord or tapes.

Lay upon the grating of your covered roaster; dash a cupful of boiling water over them, cover, and roast fifteen minutes to the pound. Drain off the gravy, and set in iced water to throw up the fat. Wash the chickens over with butter, dredge with flour and brown. Clip the threads and dish. Thicken the gravy with browned flour, add the chopped giblets (previously boiled tender), boil up once and turn into a boat.

Boiled fowls

Prepare as for roasting; sew up in white netting, or in coarse lace, and souse four times in boiling water. Then put over the fire in cold, slightly salted water, covering deeply; bring slowly to the boil, and cook gently fifteen minutes to the pound.

Have ready egg- or oyster-sauce, or bread-sauce. Pour a few spoonfuls of hot butter, salted and peppered, over the chickens, the rest into a boat.

Smothered chickens

Broilers, and other really young fowls, are necessary for this dish. Split down the back when you have cleaned and washed them. Lay them out flat on the grating of your roaster, skin side down, and put into a very hot oven, covered. Have ready half a cupful of melted butter, and after five minutes baste the chickens well with this. Turn them as soon as the inside has colored slightly; baste again with butter; when nearly done dredge thickly with flour and wash again with butter. When they are brown, and the flesh is tender in the joints, they are done. Thirty minutes should be sufficient. Baste frequently, and as soon as they are browned you may add a little hot water to the butter.

Take up the chickens and keep them hot, thicken the gravy with browned flour, and boil one minute before pouring into a boat.

If the chickens are large, make a gash at each joint before cooking, and cook longer. This is sometimes called "baked broiled chicken," sometimes, "chicken broiled in the oven."

Broiled chicken

When you have cleaned and washed the young chickens, split down the back, so as to leave the breast in one piece. Lay in lemon juice and salad oil for half an hour, wipe lightly, pepper, and salt, and lay within a well-greased broiler, skin side uppermost. Broil ten or twelve minutes to the pound, according to age and weight, turning often and never allowing it to drip upon the coals. When done, lay, breast upward, upon a hot dish, rub all over with a mixture of butter, lemon juice and minced parsley, and serve.

Pass fried potatoes with it.

Baked fried chicken

Here again you must have young chickens. Clean, wash and cut up at every joint, dividing the breast into two pieces. Lay in a marinade of salad oil and lemon juice for half an hour; drain, but do not wipe. Roll in beaten egg, then in cracker-crumbs. Repeat the process and leave on the ice for an hour. Lay, then, upon the grating of your roaster, pour a little gravy in the pan beneath, and cover closely. At the end of twenty minutes, baste with melted butter, carefully, not to disturb the crumb coating; re-cover, and at the end of half an hour more, baste plentifully with the gravy. Now let them brown. Send bread-sauce in with them, and garnish with parsley.

Braised chicken

Cover the grating of your roaster with a blanket of vegetables; a carrot, a small young turnip, an onion, a young carrot, a stalk of celery, all cut up small; a little chopped parsley, and two tablespoonfuls of finely minced salt pork. Have ready the chicken, cleaned and trussed, but not stuffed. Lay, breast upward, on the vegetables and pork. Pour a little boiling water over him from the teakettle, and set, covered, in the oven. Cover closely and cook at least twenty minutes to the pound if the chicken be young.

If old, extend the time. At the end of one hour lift the cover and baste with butter, then with the water from the pan, and shut up for an hour longer. Uncover then, rub with butter, dredge with flour and brown.

Drain the gravy with the vegetables from the pan, rub through a colander into a saucepan, thicken with browned flour, boil up and serve in a boat.

Baked chicken

Clean as usual, and cover with thin slices of cold boiled ham. Corned ham is better than smoked, but either will do. Wind fine cotton cord around and around the ham to hold it in place; lay upon the grating of your roaster; pour over it a cup of boiling hot stock, scatter parsley and sprinkle onion juice upon it; cover closely to keep in the steam and cook slowly twenty-five minutes to the pound. Baste three times within the first hour. Test with a skewer or a fork. If tender, it should be unwrapped, basted with butter, dredged with flour and left uncovered to brown.

Garnish with the ham cut into strips. Thicken the gravy with browned flour, season and cook one minute.

Fricasseed chicken

Clean as usual, and dissect so thoroughly that the carver will have nothing for his knife to do in "helping" the dish. The breast and the back should be in two pieces, each, and every joint be separate from the next.

Wash, but do not wipe. Arrange the pieces, dripping wet, in a pot, scatter over each layer minced onion, parsley and chopped fat pork; season with salt and pepper. Cover the pot very closely and set it where it will not begin to boil under an hour. Increase the heat somewhat, but cook slowly throughout. *Cook until done!* The toughest tendons will yield to slow stewing in time.

When assured that your end is gained, take out the meat with a split spoon, heap upon a platter, the white at one end, the dark at the other, and keep hot while making the gravy. To do this, pour into a bowl, set in iced water to make the fat rise. Skim, return

to the pot and add a cupful of hot milk thickened with a tablespoonful of butter rubbed into one of flour. Boil one minute—when you have added a pinch of soda. Have ready two well beaten eggs, add the boiling gravy gradually and pour over the chicken.

This is an old family recipe and warranted excellent.

Pass boiled rice with this dish.

A brown fricassee

Prepare as for ordinary fricassee. Fry half a pound of fat salt pork, sliced thin, in a pan; when they hiss and smoke, put in a large sliced onion and cook until it colors. Now dredge the pieces of chicken with flour and fry, a few pieces at a time, in the same fat, turning several times. When they begin to brown turn all into a pot with the shreds of pork and onion. Add a very small cupful of stock; cover closely and cook until done.

Have ready a brown roux, made by cooking together a great spoonful of butter with the same of browned flour. Stir in a teaspoonful of kitchen bouquet, and add to the gravy left in the pot after the chicken is dished. Cook two minutes and pour over the dished chicken. Set in the oven for three minutes before serving.

A pilau of chicken

Joint a tender broiler and leave for half an hour in a bath of salad oil and lemon juice. Drain, without wiping. Have ready three tablespoonfuls of butter, hissing hot, in a frying-pan. Fry a sliced onion in it, and then put in the chicken. Cook for ten minutes, turning often, and empty the contents of the pan into a pot with a broad bottom. Pour upon them a cupful of strained tomato sauce, and the same of weak stock—chicken or veal. Stew gently until the chicken is tender; take it up and keep in a hot colander set in the oven and covered closely. Drain off every drop of gravy, return to the fire and add three-quarters of a cupful of rice which has soaked for an hour in cold water. Cook fast until the rice is soft but not broken. Put the chicken back into the pot;

mixing well with the rice, simmer three minutes and heap upon a heated platter. Sift Parmesan cheese thickly over all.

Boiled chicken stuffed with oysters

Prepare as usual for boiling or roasting, then fill body and craw with small oysters, which have been dipped in peppered and salted melted butter. Sew up in netting and boil twenty minutes to the pound if young, thirty minutes if old. Unwrap, wash over with butter and lemon juice; pour a few spoonfuls of oyster sauce upon them, the rest into a boat.

Chicken en casserole

Truss the chicken, which must be young and plump, as for roasting. Into a frying-pan on top of the range put two tablespoonfuls of butter, a sliced onion and carrot, a bay leaf and a sprig of thyme. When the vegetables are slightly browned put, with the chicken, into the casserole, add a pint of well-seasoned stock, cover the casserole and cook in the oven for three-quarters of an hour. After it has been in the oven for this length of time, drop in a dozen potato balls, or strips that have been cut from raw potatoes and sauté in hot butter, and a dozen French mushrooms. Season the gravy to taste, and leave the casserole uncovered that the chicken may brown. Ten minutes before taking from the oven, pour over the chicken two tablespoonfuls of sherry. When you take the chicken from the oven sprinkle it with minced parsley. Serve in the casserole.

Creamed stewed chicken

Cut up a fowl as for fricassee, and put over the fire in enough cold water to cover it well. Bring gradually to a gentle boil. When it begins to bubble, add a stalk of celery, some chopped parsley and two tablespoonfuls of minced onion, with a bay leaf. Simmer until tender before seasoning with salt and pepper.

Make a white roux in a frying-pan of two tablespoonfuls of but-

ter cooked with the same quantity of flour. As soon as they are well mixed, stir into them, a teaspoonful at a time, a large cupful of strained and skimmed gravy from the pot. Have ready half a cup of cream, heated, with a pinch of soda. Add this to the thickened gravy also, very slowly, not to curdle the cream. Do not boil after the cream goes in. Arrange the chicken upon a broad platter; pour the creamed gravy over it, and garnish with dumplings cooked in the gravy left in the large pot, after the reserved cupful and the chicken are taken out.

Dumplings for chicken stew

Into a pint of flour sift a heaping teaspoonful of baking-powder, and a quarter-teaspoonful of salt, and sift the flour twice. Now rub in a tablespoonful of shortening and wet with enough milk to make a dough that can be rolled out. Roll and cut into rounds, and drop these into the boiling gravy. They should be done in ten minutes.

Mexican hot tamales (No. 1)

Boil a fowl until tender; salt while boiling. Chop very fine and season with plenty of cayenne pepper and a little garlic. Have ready a thick paste made of one cupful of corn-meal mixed with a little boiling water. Shape the meat into rolls the size of the little finger, and encase each in the corn-meal paste. Take the inner husks of Indian corn, cut off the ends, leaving the husks about six inches long, and wash them in boiling water.

Wrap each tamale in a corn husk; throw two or three Mexican peppers into the liquor in which the chicken was boiled, and cook the tamales in it for fifteen minutes.

Mexican hot tamales (No. 2)

Boil a fowl until tender; strip the meat from the bones and chop fine. Mince half a pound of seeded raisins, and a half-cupful of stoned olives, with one young red pepper chopped "exceeding fine." Mix all well together, and stir to a paste with two cupfuls

of Indian meal; wet with scalding water, season with salt, onion juice and a teaspoonful of sugar. Add more boiling water until you can stir over the fire for fifteen or twenty minutes. Then add six hard-boiled eggs minced fine; meantime lay smooth the soft inner husks of green corn, and tear some into strips for tying; lay upon two of the husks as much of the paste mixture as they will contain, wrap them about it and tie each roll with the stripped husk; drop these rolls into boiling salted water, and boil them for one hour.

If well seasoned, these are very savory.

Chop suey

(A Chinese recipe)

One-half chicken (or quarter chicken and as much fresh pork, or you can make it all pork, but chicken is much better), one large onion, a handful of mushrooms, a stalk of celery, six Chinese potatoes, a bowl of rice, a small dessert dish of Chinese sauce (which answers for salt).

When the chicken is cleaned scrape the meat from the bones and cut into strips about one and a half inches long and one-half inch wide. If pork is used, cut the strips the same length. Slice the onions thin; soak the mushrooms ten minutes in water, then remove the stems; cut the celery into pieces one and a half inches long. Chinese potatoes require no cooking; simply wash and slice.

First put chicken (or chicken and pork, or pork) into a frying-pan with fat and fry until done, but not brown or hard. Then add the sliced onions and cook a little. Add mushrooms. Now pour enough sauce over the ingredients to make them brown. Then add some water and stew a few minutes. Add celery, and after a minute add the potatoes. Finally, add a little floured water to it, making gravy of the water which stewed it.

The Chinese potatoes, mushrooms and Chinese sauce can be procured at any Chinese grocery. If the rice is not cooked properly it will detract greatly from the good taste of the chop suey. Otherwise it is a very palatable dish.

To those who do not know how to serve it I will say: Put some rice into a bowl, then add as much chop suey as you want. Mix and pour in enough of the sauce that was used in cooking it. Tea is usually taken with this dish.

Canned chicken

Joint the chicken as for fricassee, cover with cold water, and bring slowly to the boil. Simmer until tender, but not broken. When done add salt to the liquor, boil all up once, then remove the chicken and pack in wide-mouthed jars. Pack in as tightly as possible. Stand the jars at the side of the range in a pan of boiling water, boil up the chicken liquor, fill the jars to overflowing with the scalding liquid and seal immediately.

GEESE

Roast goose

Draw, clean, singe and truss as you would prepare a turkey. Always put onion and a suspicion of sage in the stuffing. Lay upon the grating of your roaster; pour a cup of boiling water over him to cicatrice the skin and keep in the juices, and roast, covered, twenty minutes to the pound if of reasonable age. If of unreasonable, cook slowly, basting often with the liquor in the dripping-pan, at least half an hour for each obdurate pound. A goose is a most uncertain quantity.

At the last, wash with butter, pepper and salt him, and dredge with flour, then brown. Drain off and skim the fat from the gravy before you season the goose. Goose-grease is valuable in the domestic pharmacopœia, but neither palatable nor wholesome.

Thicken the gravy with browned flour, add the giblets minced very fine, boil up and it is ready.

Serve apple sauce with him.

Braised goslings


Clean and truss without stuffing. Prepare a bed for them by slicing a carrot, an onion, a turnip (all younglings, like the birds), also a pared apple, and cutting a stalk of celery into bits. With these cover the grating of your roaster; lay the birds upon them, dredge with salt, pepper and a little powdered sage, when you have poured a little boiling water over them from the kettle. Cover, and roast slowly fifteen minutes to the pound. Wash with butter, dredge with flour and brown.

Take the goslings up and keep hot while you make the gravy. Rub vegetables and liquor through a colander into a bowl. Set this in cold water to throw up the grease. Skim, thicken with browned flour, adding two teaspoonfuls of tomato catsup, boil up and serve.

Serve apple sauce and green peas, or Lima beans, with the goslings which are most eatable when half-grown.

Salmi of goose

Cut the remains of a roast goose into small pieces, about an inch long and half as wide. Have ready a gravy made by boiling down the bones and toughest scraps until you have a cupful of strong stock. Add to this a carrot, a young turnip, a tomato, an apple and a stalk of celery, all cut into dice, and the vegetables parboiled for ten minutes. Simmer in the gravy until you can run them through your vegetable press. Put in the meat and cook slowly until tender. Thicken with browned flour.



GAME

THE lower one descends in the social scale the less appreciation is there of game of any variety. What the plebeian terms "wild things" play a small part upon his menu—indeed, are probably altogether absent from it. He turns with a shrug from jugged hare, broiled quail and roast partridge to feast upon what is known in his set as "plain roast and boiled." It is the epicure and the man of refined and cultivated gastronomic tastes who can appreciate good game.

Just here it may be well to remark that game need not of necessity be "high." Some persons profess to prefer it when it has been kept so long as to be a little offensive to the olfactory organs. Whether or not this be affectation is not for us to judge. Suffice it to say that the following recipes are for the preparation of well-seasoned game, and not for viands that bear a distressing resemblance to carrion.

Saddle of venison

Rub the meat thoroughly with melted butter, and wrap it in buttered paper. Put into a covered roaster with a little water in the bottom of the pan. Allow at least twenty minutes' roasting to every pound of meat. Half an hour before the meat is done remove the cover and the paper, and cook, basting every ten minutes with butter and a little melted currant jelly. At the end of the half-hour transfer the venison to a hot platter; strain the drippings left in the pan, add to them a cupful of boiling water, a dash of nut-

meg, salt, pepper, two tablespoonfuls of butter and the same quantity of currant jelly. When the butter and the jelly are melted, pour the sauce into a gravy-boat and send to the table with the venison.

The loin, the haunch and the leg of venison may be cooked in like manner, and may be served with propriety even at a "company dinner," although the saddle, like Abou Ben Adhem's name, "leads all the rest."

Venison steak

It requires about three minutes more time to broil than beefsteak, even when tender. If doubtful, lay in olive oil and lemon juice for two hours before cooking. Drain without wiping, and broil over clear hot coals, turning often to avoid scorching.

Take up, lay upon a very hot dish, sprinkle with salt and paprika and spread on both sides a mixture of butter stirred up with currant jelly. Cover and leave over hot water five minutes before it goes to table.

Roast partridges

Select plump birds, pick and clean as you would chickens, washing them out quickly in cold water. To allow them to lie in the water injures their flavor. Tie the legs and wings closely to the sides and put the birds in a covered roaster with a cup of water under them. Rub with butter, dredge with flour and cook for half an hour. Now remove the cover of the roaster and baste the birds plentifully with melted butter. Replace the cover, cook for fifteen minutes longer, uncover and brown.

Woodcock

May be roasted according to the foregoing recipe, but as it is a smaller bird than the partridge, less time will be required in the cooking. The fashionable way of cooking woodcock is what is known as "with the trail." To prepare the woodcock, wash them and remove the crops. Fold the legs and wings close to the body and bend the head forward so that the long bill may be run,

skewer-wise, through the legs and wings, thus holding them in place. Put two slices of toast in the bottom of a large, deep fire-proof soup-plate, and place two birds, side by side, upon this; put a lump of butter upon each, and invert a large saucer or small plate over them. Over the opening left about the edge of the saucer lay a strip of pastry, that all air may be excluded. Set in the oven for seven minutes, then make an incision in the pastry and allow the steam to escape. Cover this small hole with a bit of fresh pastry, return the birds to the oven and cook for half an hour. Pour melted butter over the woodcock, serve on the toast on which they were cooked, and garnish with strips of the browned pastry.

As some persons do not like the "trail," it may be well to remark that drawn woodcock may be cooked according to this recipe.

Broiled quail

Pick and draw the birds, and remove the heads and feet. Wipe out the bodies with a wet cloth, split down the back and lay open upon a gridiron. Broil on both sides, taking care that the delicate flesh is not dried into tastelessness. Lay the quail upon slices of buttered toast, put a lump of butter upon each, and sprinkle with butter and salt. Set in the oven until the butter melts, then send to the table.

Roasted quail

Clean and wash in two waters. The second should have a teaspoonful of baking-soda dissolved in it. Rinse with clear water and wipe the inside of each bird with a soft linen cloth. Put within the body of each a single fine oyster, bind legs and wings down with fine soft cotton. Have ready thin slices of fat salt pork, two for each bird. Cover the breasts with these, binding with soft string; lay upon the grating of the roaster, pour a little boiling water from the kettle upon each, and roast from twenty to twenty-five minutes. Five minutes before you take them up, remove the pork, wash with butter, dredge with flour and brown.

Cut rounds of stale bread, toast and butter them; soak with gravy from the pan, and lay a bird upon each.

You may omit the oysters and fill the birds instead with a forcemeat of seasoned crumbs. Chopped oysters also make a good stuffing, while some prefer to roast them uncovered and without the pork covering.

RABBITS AND HARES

In America "hare" and "rabbit" are interchangeable terms. The wild rabbit of the Middle States and New England is the "old hare" of the South, and one with the "Br'er Rabbit" of negro folklore. Hence I shall use the names indifferently in the recipes dealing with the wily *coureur du bois* of both regions.

Barbecued rabbit

Wash the cleaned and beheaded rabbit thoroughly, and cut it open all along the under side of the body. Make deep incisions across the backbone that the heat may penetrate to the center of the flesh. Spread the hare open on a gridiron and broil, turning frequently. When done, transfer to a hot platter, rub with butter, cover and keep warm in the oven while you make the sauce that is to accompany the game.

In a small saucepan melt three tablespoonfuls of butter, and stir into it two tablespoonfuls of vinegar, a teaspoonful of French mustard and a teaspoonful of minced parsley. When very hot pour this sauce over the rabbit. Let it stand covered in a hot dish five minutes before serving.

Roast rabbit

Leave the heads on in cleaning them. Stuff the bodies with a forcemeat of fat salt pork, minced onion and fine crumbs, well seasoned with pepper and salt. Sew them up with fine thread and lay upon thin slices of pork covering the grating of the roaster.

Lay other slices of pork over them, pour over all a cupful of stock and roast one hour. Remove the pork then, wash with butter, dredge with flour and brown.

Drain off the gravy, lay the bits of bacon about the rabbit in the dish; thicken the gravy with browned flour. Boil up, add a tablespoonful of tomato catsup and a glass of claret, and take from the fire.

Casserole of rabbit

Skin, clean and cut up as for fricassee. Make two pieces of each back. Fry a dozen slices of fat salt pork in a frying-pan, then two sliced onions to a pale brown. Strain the fat back into the pan, keeping the shreds of onion and pork in a bowl by themselves. Pepper, salt and dredge with flour the jointed hare and fry, a few pieces at a time, in the same fat. Have ready parboiled about two dozen potato balls and half as many baby onions, with half a cupful of button mushrooms, canned or fresh. When the meat is well seared on both sides, lay some in the casserole, then six potato balls and two or three onions with a few mushrooms. Strew the chopped salt pork over them, season with pepper and dredge with browned flour. Proceed in this order until the casserole is full. Cover with cold stock or gravy, put on the cover, filling in the cracks where it joins the casserole with flour paste; and cook slowly three hours before opening it. If tender, then drain off the gravy carefully not to disturb the various layers. Put into a saucepan, thicken with browned flour; season with tomato catsup and salt and pepper if needed. Boil one minute; stir in a tablespoonful of tart jelly and the same of lemon juice; return to the casserole; replace the cover and leave in an open oven for five minutes before serving.

Stewed rabbits

Clean and joint as for the casserole, cutting each joint and halving the backs. Proceed in the same way, also, to fry the pork, onion and meat when you have peppered, salted and floured this last.

Then pack in a saucepan, pour in enough stock (or butter and

water) barely to cover it; season with salt, pepper, sweet herbs and onion juice; cover closely and stew slowly for two hours, or until tender. Drain the gravy into another saucepan, setting that containing the meat, covered, in a larger vessel of boiling water. Thicken the gravy with a big lump of butter worked up with browned flour, a teaspoonful of Worcestershire sauce and one of kitchen bouquet; pour back upon the meat and let all stand together in boiling water for five minutes.

Belgian hares

May be cooked in any of the ways described in recipes for preparing wild hares for table use.

Wild turkey

Clean and truss as you would a tame turkey, but wet the stuffing with melted butter, and while roasting the bird must be basted freely with butter. Six or seven times are not too much. The flesh, while sweet and peculiarly "gamy," is drier than that of his domesticated brother.

As it is impossible to determine his age before shooting him, there are even chances that he will be tougher than if fattened for the table. Should this prove to be the case, steam him over boiling water for an hour before putting him into the roaster.

Send currant or grape jelly around with him instead of cranberry, and add a little lemon juice to the thickened gravy. Garnish him with "link" sausages, boiled and then fried.

Roast grouse

Here again we have dry birds. Clean, rinse out well with soda and water, then with pure water; wipe inside and out, and cover with thin slices of corned ham—more fat than lean. Bind criss-cross with soft twine or narrow tape, pour a cup of boiling water over them, and roast forty minutes, basting with the gravy in the pan three times. Take off the bacon, wash the birds with butter, dredge with flour and brown while you make the gravy.

Thicken this with browned flour, add the juice of half a lemon, boil up, pour in a small glass of claret and serve. Garnish with the ham and whole olives.

Braised wild pigeons

Clean, wash carefully; put an olive in the body of each and bind legs and wings neatly to the sides of the birds.

Fry six or eight slices of fat salt pork in the frying-pan until crisp, but not burned. Strain the fat back, lay in the pigeons and roll over and over in the boiling grease until seared on all sides. Take them up and keep hot. Add a spoonful of butter to the hot fat, and when it hisses, fry a large onion, sliced, in it. Lay the pigeons upon the grating of the roaster, pour the boiling fat and onion over them; add a cupful of weak stock; cover closely and cook steadily for three-quarters of an hour. Test the birds with a skewer or fork, and if tender wash with butter, dredge and brown. Remove to a hot dish and make the gravy.

Thicken with a brown roux, and season to taste; stir in a dozen stoned olives. "Pimolas" are nice if you can get them. If you can get fresh mushrooms, fry or broil a dozen and lay about the pigeons when they are dished.

Pass currant jelly with them.

Stewed wild pigeons

Wash well, when you have cleaned them, rinsing out with soda and water, and leave in salt and water for an hour. Chop fat corned pork fine, season with onion juice and paprika, and put a teaspoonful into the body of each bird. Truss neatly, winding the body about with soft thread, and put into a saucepan. Cover with cold water and simmer gently until tender. Take up then and lay in a fire-proof dish. Wash with butter beaten to a cream with lemon juice, onion juice and finely minced parsley. Cover and set in the oven over hot water.

Thicken the gravy with browned flour, beat in a great spoonful of currant jelly, add two dozen champignons cut into halves,

boil one minute, return the pigeons to the gravy and simmer ten minutes.

SQUIRRELS

The large gray squirrel of the Southern and Middle States is reckoned by many epicures as superior to rabbits or hares in richness and delicacy of flavor. The small red roisterer who chatters in groves and coppice, and devours the eggs and young of song-birds, is secured from trapper and gunner by his worthlessness as an article of food. There is so little of him and that little is so juiceless that powder and shot would be wasted upon him.

His gray cousin-german is so toothsome when properly cooked, one wonders that there are not preserves of them near all our large towns. They are easily raised, hardy and, with little care, multiply rapidly.

Broiled squirrels

Skin, clean and lay in a marinade of salad oil and lemon juice for one hour. Drain, but do not wipe. Lay upon a gridiron, wide open, ribs downward. Broil over clear coals, turning as they begin to drip. When done, remove to a hot water dish, wash with butter creamed with lemon juice and seasoned with pepper and salt. Cover and let them stand five minutes before serving.

Stewed squirrels

Clean, lay in salt and water half an hour, then joint, cutting the back into two pieces. Put into a saucepan, sprinkle with minced onion, and cover with cold water. Cover closely and stew one hour before adding four tablespoonfuls of fat salt pork minced fine. Cook for another hour, or until tender. Take up the squirrels and keep hot. Stir into the gravy a great spoonful of butter rolled in flour. Have ready in another vessel half a cupful of cream, heated with a pinch of soda, into which has been beaten a raw egg. Pour the gravy over the squirrels, simmer one minute, add the cream and take at once from the fire.

Roast squirrels

Clean, wash and lay for one hour in salad oil and lemon juice. Have ready a large cupful of bread-crumbs soaked in enough cream to moisten them, add a cupful of minced mushrooms and pepper, salt and onion juice to your taste. Fill the animals with this stuffing, sew up and truss, rub all over with butter, lay in a baking-dish and nearly cover with weak stock. When done, make a piquante sauce from the gravy in the pan by adding the juice of half a lemon, a teaspoonful of Worcestershire sauce, paprika and salt to taste. Boil up and pour into a boat.

Virginia stew of squirrels

Clean, wash and joint three squirrels. Lay in salt and water for half an hour. Put then into a broad pot in this order: First, a layer of chopped fat salt pork, then one of minced onions; next, of parboiled potatoes, sliced thin; then follow successive layers of green corn cut from the cob, Lima beans and the squirrels. Proceed in this order, seasoning each layer with black, and more lightly, with cayenne pepper, until all the materials are used up. Cover with four quarts of boiling water, and put a tight lid on the pot. Stew gently for three hours before adding a quart of tomatoes, peeled and cut into bits, two teaspoonfuls of white sugar and a tablespoonful of salt. Cook an hour more; stir in four tablespoonfuls of butter, cut up in two of flour, boil three minutes and turn into a tureen.

This is the genuine recipe, over a century old, for making the far-famed "Brunswick stew" eaten in perfection at Old Virginia races, "barbecues" and political dinners.

Chickens, lamb and veal may be used in place of squirrels, also "old hares."

Barbecued squirrels

Broil, as already directed, lay upon a hot dish, ribs downward, and cover with a sauce made by heating together four tablespoonfuls of vinegar with two of butter; a teaspoonful, each, of

sugar and made mustard, a half teaspoonful, each, of salt and pepper. Boil one minute; pour over the squirrels, and let them stand, covered, ten minutes before serving.

GAME PIES

Squirrel pie

Clean and joint the squirrels, cutting the backs into three pieces, each. Put six slices of fat salt pork into a saucepan, fry three minutes, then put in the squirrels and fry to a light brown in this fat, adding, as the meat begins to yellow, a chopped onion, some chopped parsley and a cupful of mushrooms; sprinkle over them two tablespoonfuls of flour; add a pint of stock and simmer slowly until the meat is tender, seasoning, at the last, with salt and pepper. Boil one minute; pour over the squirrels, and let them cool before putting into bakesh; pour in a gravy formed by stewing, add a few more mushrooms and a couple of hard-boiled eggs cut in slices; cover with a good crust and bake one hour.

Rabbit pie

Clean, wash and joint, cutting each back into three pieces. Leave in salt and water for half an hour; wipe, and rub well with lemon juice, salt and pepper; where the meat is thick, make several cuts with a knife that the seasoning may penetrate. Lay them in a saucepan, add cold water to cover, then put in a bay-leaf, eight pepper corns, a bit of mace and two sliced onions. Cook slowly till the meat is tender. Have ready a buttered bakesh and when the meat is cool lay within this, alternately with sliced boiled eggs, a few minced olives and a dozen tiny young onions which have been parboiled. Thicken with browned flour the liquor in which the rabbit was stewed, and add more salt if needed. Strain it over the meat, using enough to make it quite moist. Cover the dish with a rich pastry or baking-powder crust, make a wide cut in the center, and bake, covered, half an hour, then brown.

Squirrel or rabbit pot-pie

Proceed as with the preceding recipes, until you are ready to pack in the dish. Add, then, three potatoes parboiled and sliced, and tiny dumplings, like marbles, made of a good biscuit dough; cut round and boil ten minutes in the gravy before this goes into the pie.

Pie of small birds

I wish I could preface the recipe with the information that English sparrows are available for this purpose. If not suppressed they are likely to lessen the supply of edible small birds and of warblers of all kinds to a degree inconceivable by those who have not watched their achievements in this line.

Blackbirds, ricebirds and snipe may be used in families or as neighbors in the manufacture of our dish.

Clean and stew the birds for half-an-hour in weak stock. Let them get perfectly cold in this gravy; take out, put an oyster in the body of each. Arrange around the inside of your bake-dish, the necks all against the rim, the tails pointing toward the center. Put a bit of butter upon each breast and sprinkle very finely minced salt pork over all. Thicken the gravy with browned flour, season well and pour upon the birds. Cover with a good crust, cut a slit in the middle, and bake, covered, half-an-hour. Then brown.

Quail pie

Joint as you would a chicken for fricassee, cover the baking-dish bottom with thin slices of streaky bacon, first partially boiled to extract the salt; cover with a good white sauce, a few mushrooms, or a little mushroom catsup, and some chopped parsley, then with puff-paste. Cut a slit in the middle; bake, covered, and slowly, one hour. Uncover and brown.

A combination game pie

Wild pigeons and quails, rice-birds, snipe, woodcock—in fact, any small edible birds—may be blended in this. Clean the birds

and, if tough, stew them in weak stock. If they are large—that is, too large for a whole bird to be served for one portion—cut them in halves through the breastbone. If the birds are young and tender they may be browned in hot butter; first dredging them with flour, instead of parboiling. Arrange them in a deep, round baking-dish with the breasts up and the feet all pointing toward the center.

Make a gravy of the stock in which they were parboiled, season well with salt, pepper, onion juice and the juice of half a lemon; thicken with a roux of butter and browned flour. Fill in the central space left by the feet of the game with mushrooms, a cupful of small drained oysters, two kidneys, cut into quarters, half a cupful of pimolas, or with plain olives, stoned, and three hard-boiled eggs minced fine with one dozen button onions, parboiled. Pour the rich gravy over all. Cover with a good puff-paste; make a slit in the middle and bake, covered, half-an-hour, then brown.

Pigeon pie

Clean and joint the pigeons and wipe each piece with a damp cloth. Sprinkle with pepper and salt, and sauté in shallow dripping in which an onion has first been fried. Grease a pudding dish and put a layer of the fried pigeons in the bottom; cover this with minced salt pork, sliced hard-boiled eggs, and the minced pigeon giblets. Each piece of pigeon should have been rolled in browned flour before going into the dish. Arrange the layers as directed, until the dish is full—having the top layer of the minced salt pork. Pour a cupful of good stock over all; cover the pie with puff-paste; cut a slit in this to allow the steam to escape, and bake in a steady oven for an hour.

Venison pie

Stew gently until tender some small pieces of fresh venison, and some slices of sweet potato; season with salt and pepper. Put into a baking-dish and cover with a paste made from the drippings from a roast of venison, allowing one-half pound of fat to one pound of flour.

DINNER VEGETABLES

THE ARISTOCRATIC ASPARAGUS

A WRITER upon dietetics says—whether truthfully or not each of us can judge for himself—“Asparagus has nothing plebeian about it, as has the onion, the potato, the cabbage, turnip or parsnip. It is essentially a gentleman’s vegetable, and is an aristocrat from tip to stalk.”

It is becoming more and more customary to serve certain vegetables as a course by themselves, instead of with the meat and its attendant vegetables, as in days gone by. The housekeeper, who is often sorely perplexed as to what *entrée* she shall serve with a dinner, eagerly welcomes this custom. Asparagus, artichokes and cauliflower may be sent in as separate courses.

Boiled asparagus

Cut off the tough lower part of your asparagus-stalks and save them to stew for flavoring your next soup. Lay the asparagus in cold water for fifteen minutes, then tie carefully into a bundle with a piece of soft string. Put into a saucepan large enough for them to lie at full length. Cover with salted, boiling water and boil until tender. If young, twenty minutes should suffice. Drain carefully and lay neatly on a hot dish. Pass drawn butter with the asparagus.

Asparagus on toast

Cut the woody part from a bunch of asparagus, and with a soft piece of twine tie it into a loose bundle. Have ready, boiling, enough salted water to cover the asparagus. The saucepan con-

taining this should be large enough to allow the asparagus to lie at full length. Boil until tender, but not until the green tips begin to break. Spread upon a platter crustless slices of buttered toast; drain the asparagus, and lay it in a neat pile upon the toast. Of course the string must be removed from the bundle. Just before sending to the table pour a white sauce over the asparagus. An excellent plan is to pour this sauce only over the green ends of the stalks, leaving the white ends uncovered, that the fingers need not be soiled in handling the vegetable.

Baked asparagus

Cut the tender halves of the asparagus-stalks into inch-lengths. Cook for fifteen minutes in salted boiling water, then drain. Grease a pudding dish and put in the bottom a layer of the asparagus. Sprinkle this with fine bread-crumbs, bits of butter, pepper and salt and small pieces of hard-boiled egg. Now put in another layer of asparagus, more crumbs, etc., and so on until the dish is full. The last layer must be sprinkled with crumbs and bits of butter. Bake for half an hour, and serve in the dish in which it is cooked.

Asparagus tips cachés

Cut the tops from square breakfast-rolls, and scoop the crumbs from the insides, leaving box-like crusts. Butter the outside and inside of these hollowed rolls and set them with the tops beside them in the oven to dry and brown lightly.

Boil asparagus tips tender in salted water and drain. Have ready on the stove a white sauce made by cooking together a tablespoonful of butter and one of flour, and adding to them a cup and a half of milk. Stir into this sauce the asparagus tips, and pepper and salt to taste. Fill the hollowed rolls with the mixture, replace the tops and set in the oven just long enough to become very hot.

Creamed asparagus

Reject the lower halves of your asparagus stalks and boil the upper halves until they are very tender. Then drain and chop. Cook together a tablespoonful of butter and two of flour until they bubble, pour on them a pint of milk with a bit of soda dissolved in it. Stir until smooth and of the consistency of cream, add the minced asparagus, with salt and pepper to taste. Set this mixture aside until cool, then beat into it three well-whipped eggs and two tablespoonfuls of cream. Pour into a greased pudding dish and bake covered for twenty minutes; uncover and brown.

Asparagus à la vinaigrette (No. 1)

Boil the asparagus according to the directions given in the preceding recipe. When done, drain and set aside until cold, then place in the ice-box until wanted. Lay upon a chilled platter and pour over the stalks the following dressing:

Put three tablespoonfuls of salad oil into a bowl and stir into it a tablespoonful of vinegar, a saltspoonful, each, of salt and sugar, and a dash of paprika.

The asparagus and the dressing that accompany it should be served very cold.

Asparagus à la vinaigrette (No. 2)

Cook as directed in recipe for boiled asparagus. While the vegetable is cooking make a hot French dressing by putting together in a saucepan over the fire half-a-dozen tablespoonfuls of salad oil, two of vinegar, two teaspoonfuls of French mustard, half a teaspoonful of sugar, salt and pepper to taste. When the asparagus is tender, drain, lay it in a deep dish, and pour over it the hot dressing. Cover and set aside to cool, then stand in the ice-chest for an hour or two before serving.

Asparagus loaf

Cook three cupfuls of the asparagus tips until tender, then drain. Put into a saucepan two tablespoonfuls of butter and

one tablespoonful of flour; cook together one minute. Add one cupful of milk, one-half teaspoonful of salt and one-fourth teaspoonful of paprika. Add the milk slowly, stirring all the time, and let it cook five minutes. Take from the fire and add four well-beaten eggs, one cupful of asparagus tips and a teaspoonful of chopped parsley. Line a well-buttered baking dish with the remainder of the asparagus tips; pour in the asparagus and sauce, and cook with the dish in water in the oven for fifteen minutes. Serve with egg sauce.

ARTICHOKES

The American artichoke, indigenous to this country, has received, nobody living can say why, the absurd name of "Jerusalem artichoke." It is a tuber, resembling in appearance a turnip when cooked, but far more agreeable in flavor.

The Italian artichoke *articiocco* was introduced into this country some years ago, and speedily became a fashionable edible. The part eaten is the succulent bud, cut before it expands into a flower.

Boiled Jerusalem artichokes

Wash the artichokes thoroughly, pare and slice or trim them into an oblong shape. Cook in slightly salted boiling water until tender, but not broken, and pour melted butter over them. Sprinkle with salt and pepper, and when turned into the dish, add a sprinkling of minced parsley and a few drops of lemon juice.

Baked Jerusalem artichokes

Wash and pare the artichokes, and cook tender. Then cut into neat slices. Put them into a baking-dish, sprinkle on a layer of grated Parmesan cheese and cover with a white or cream sauce. Sprinkle buttered crumbs over the top and bake until the crumbs are brown.

Boiled Italian artichokes

Cut off the stems, put the vegetables into boiling salted water, and boil for half-an-hour. Cut in half from top to bottom and serve half-an-one to each person. Pass with them a Hollandaise sauce. The stems are stripped off by the person eating the artichoke, the soft end dipped in the sauce and eaten. The fuzzy part should be scraped off and the bottom of the artichoke, which is really the most delicate portion, eaten with a fork.

Italian artichokes with sauce tartare

Remove the stems and outer leaves from the artichokes, and with a sharp knife remove the cores or centers. Lay these in cold, salted water for half-an-hour, drain and put into a saucepan with enough salted, boiling water to cover them. Cook until tender, drain thoroughly, put into a heated vegetable dish, and pour over them a sauce made of a half-cupful of melted butter, into which you have beaten a teaspoonful of lemon juice, a few drops of onion juice, a saltspoonful of French mustard, a pinch, each, of salt and paprika, and a teaspoonful of salad oil. Beat this sauce all together over the fire, remove from the range, and stir it, very slowly, into one beaten egg. Unless this is done gradually, the hot liquid will curdle the egg. Beat hard for a minute before pouring over the artichokes.

Fried Italian artichokes

Cut off the leaves and trim away the wool from the stalks. Cook tender, but not until broken, in salted water; drain and set on ice until perfectly cold. Make a good batter of half a cupful of flour sifted twice with a quarter teaspoonful of baking-powder and a little salt, wet up with half a cupful of milk into which has been beaten one egg.

Cut each artichoke, perpendicularly, into halves, sprinkle with salt and pepper, dip into the batter and fry in deep cottolene or other fat. Drain off every drop of fat and serve hot with a tart sauce.

BANANAS

Bananas sautés

Peel, cut lengthwise into thirds; roll in flour, slightly salted and peppered. Heat two tablespoonfuls of butter, or clarified dripping in a frying-pan; put in the bananas and fry to a golden brown, turning several times. Serve upon buttered toast.

Bananas fried whole

Peel and cut off the tip at each end; sprinkle with pepper and salt, roll in beaten egg, then in fine crumbs, again in egg, and again crumb them. Leave them upon ice for an hour or two, and fry in deep, boiling cottolene or other fat to a delicate brown. Serve very hot.

Baked bananas

Strip off one-third of the skin of each, and with a silver knife loosen the skin around the fruit. Arrange in a baking-pan with the stripped side uppermost. On each banana place a quarter teaspoonful of butter, sprinkle with one teaspoonful of sugar and a half teaspoonful of water for each banana, and bake about twenty minutes.

Scalloped bananas

Peel, slice and arrange in a buttered bake-dish, alternately with fine crumbs. Sprinkle each layer with salt, pepper and butter, also with a little cream. Let the uppermost layer be crumbs, well-buttered and wet with cream. Bake, covered, half-an-hour, then brown.

BEANS**Boston baked beans (No. 1)**

SOAK a quart of beans in cold water all night. In the morning soak them for two hours in warm water. Drain, put into a pot with enough water to cover them, and bring them slowly to a boil. When they are tender, turn them into a deep bake-dish; first pouring off the surplus water. Cut gashes in a half-pound piece of parboiled salt pork, and place this in the center of the dish. To a pint of the water in which the beans were boiled add a gill of molasses and a saltspoonful of French mustard. Mix well, and pour this over the beans and pork. Cover the dish and bake in a steady oven for six hours.

Boston baked beans (No. 2)

Wash a quart of beans, let them stand over-night in a gallon of cold water. In the morning, pour off the water and wash again. Then place in a pot, cover with plenty of water, and set over the fire.

Have the pork all fat if possible, unless lean is preferred. Score the rind deeply. Put the beans and pork over the fire and simmer until the beans begin to crack open, not any longer. Drain all the water from them and rinse again with cold water. Put about half the beans in the pot, and then the pork, rind-side up. Next, put in the remainder of the beans. Mix a teaspoonful, each, of mustard and sugar with pepper, and a great spoonful of molasses with a pint of boiling water and pour over the beans. Cover the pot, set in a slow oven and bake ten hours, adding boiling water whenever the beans look dry. Do not have the fire so hot that the water on the beans bubbles, and have no more water than will barely come to the top of the beans. Use an earthen pot.

New Jersey baked beans

Soak and boil the beans in the same way as before described—only change the water in which they are boiled an hour before they are done—and boil the pork with the beans; a slice of onion and a tiny piece of bay-leaf may be added to the first water. When they are ready for baking fill a shallow basin with them; place the pork in the center with the scored rind exposed, with one or two tablespoonfuls of molasses, some white pepper, and one tablespoonful of butter in small bits sprinkled all over the beans; bake, covered, about two hours. Enough of the water in which they were boiled should be poured in to make them soft, and about an hour before they are done one cupful of sweet cream, heated, with a pinch of soda, may be poured in upon the beans, loosening them with a fork that the cream may soak in.

Sunnybank baked beans

Soak over night and boil tender as already directed. Parboil half a pound of pork and chop fine. Have ready a large cupful of strained tomato sauce, well seasoned with onion juice, butter, salt and a good deal of sugar. Put a layer of minced pork in the bottom of your dish; then one of beans, next tomato sauce. Proceed in this way until the dish is full; add a very little hot water; cover closely and bake two hours, then brown.

It will be found very good, a vast improvement upon the conventional pork and baked beans. The top layer should be of tomato sauce.

Baked beans with tomato sauce

Soak white beans over night in cold water, and in the morning put over the fire in boiling water, slightly salted. Cook until tender. Drain and put into a deep dish. Cover with a tomato sauce, made by cooking together a tablespoonful, each, of butter and flour until they bubble, and then pouring upon them a cupful of strained tomato liquor. Season to taste, and rather highly, unless you have previously added salt and pepper to the beans.

Stir the sauce in with these and bake, closely covered, for two hours.

Beans sautés

Soak beans over night and boil until tender. Drain very dry and sprinkle with salt. Put two tablespoonfuls of butter into a frying pan, and when this has melted fry in it a large onion sliced. When the onion has browned remove it with a perforated spoon, and stir into the butter a tablespoonful of minced parsley. Now add the beans and turn them over and over in the hissing butter until very hot. Sprinkle lightly with salt (if needed) and pepper. Turn into a colander, then into a hot dish.

Stewed beans

Soak over night. In the morning parboil for one hour, drain, put them over the fire in enough weak stock to cover them and stew two hours, slowly. For the last hour set in a pan of boiling water to prevent scorching. All the stock should be absorbed, yet the beans should not be dry. At the end of two hours stir in a sauce made of one tablespoonful of butter, one teaspoonful of mustard and the same of molasses, with twice as much onion juice and the juice of half a lemon, mixed in half a cupful of boiling water. Leave, covered, upon the fire for ten minutes (still in boiling water) and turn out.

Lima beans

Shell, lay in cold water for half an hour, and cook half an hour in boiling water, a little salted. Drain, dish, toss about over a lump of butter, and salt and pepper to your liking.

Lima beans with white sauce

Cook as directed in last recipe, but instead of dishing after draining, return to the saucepan with a good white sauce into which you have stirred a little chopped parsley. Simmer three minutes and serve.

Boiled string beans

You can not destroy this dish more effectually than by "stringing" the beans in the slovenly manner practised by at least one-half of American cooks, or those who represent the American kitchen. The neatest way of ridding beans of backbones is to pare each the whole length with a sharp knife. The flavor is more delicate when this is done.

Lay a handful of the pods upon a board with the ends even, and cut through all into inch-pieces. Wash and cook in boiling salted water until tender. Drain, season with butter, salt and pepper, and serve.

Full-grown beans demand much more time for cooking than young. Underdone beans have a rank taste and are unwholesome.

Steamed cream string beans

By some they are called "butter beans," by others "German wax beans." They are sweeter and richer than the ordinary green string bean. Put into cold water for half an hour after paring the fiber lightly from each side of the pods, taking care not to touch the beans inside. Then, with a *sharp* knife cut them into slanting slivers, three for each bean, and each a little over an inch long. Wash and put the dripping beans into a saucepan containing a great spoonful of warmed (not hot) butter, pepper and salt to taste. Add three tablespoonfuls of warm water. Cover closely, and bring slowly to a gentle simmer. Now and then shake the saucepan upward to make sure the beans are not sticking to the bottom, but do not open it, as everything depends upon the steam. Young beans may be tender in forty minutes. Large or stale will not be fit to eat under one hour. Do not put more than three tablespoonfuls of water for a quart of beans, and dish without draining.

String beans of any kind are nicer when cooked in this way than any other.

Savory string beans

String and cut the beans diagonally as just directed, and boil tender in salted water. Have ready a roux of butter and flour, and mix it with half a cupful of gravy of any kind. Stir until smooth, seasoning with pepper, salt and a little onion. Strain this sauce over the beans and cook for five minutes longer.

B E E T S

Boiled beets

As THE preliminary process to all dishes composed of beets is boiling it is well to learn exactly how this should be done. Too often the once ruddy vegetable is allowed to "bleed" out its juices until it has a pallid and uninviting appearance.

Wash the beets, rubbing them carefully with the palm of the hand to dislodge dirt, but not so hard as to abrade the tender skin. Drop into fresh cold water as you cleanse them. Put into a saucepan of salted boiling water and cook for an hour. Drain, scrape, slice and serve in a deep dish with melted butter poured over them. They are best when a tablespoonful of hot vinegar is added to the melted butter.

Creamed young beets

Cook with two inches of the stem on to prevent bleeding, and do not clip the tap root. Have ready a cupful of cream heated with a pinch of soda. Rub the skins off, top and tail the beets, and slice them thin into the cream, setting the saucepan containing it in boiling water. When all are in stir in a tablespoonful of butter rubbed into one of flour, pepper, salt and a teaspoonful, each, of sugar and onion juice. Simmer two minutes to cook the flour, and dish.

BRUSSELS SPROUTS

Boiled Brussels sprouts

REMOVE the outer leaves and lay the sprouts in cold salted water for three-quarters of an hour. Drain and boil in salted water for about fifteen minutes, or until tender. Try with a fork, and if they are tender, but not soft, all through, they are done. Drain and lay in a hot dish and pour over them a half cupful of melted butter in which has been stirred a half saltspoonful, each, of salt and pepper. Serve very hot.

Brussels sprouts au gratin

Boil the sprouts tender in salted water, drain and cut each sprout in four pieces. Cook together a tablespoonful, each, of butter and flour, and when they are blended pour upon them a scant pint of milk. When you have a smooth sauce stir the quartered sprouts into this. Season to taste, turn all into a greased pudding-dish, strew thickly with crumbs and bits of butter, and bake to a light brown. Serve in the dish in which they were baked.

CABBAGE

THOSE who know cabbage as it is served with the old-fashioned "boiled dinner" have no conception of the many delightful changes of which this so-called plebeian vegetable is susceptible. In summer, when it is young and tender, it is particularly good, and may be so cooked that it is as palatable and delicate to the taste as its refined cousin, the cauliflower. Have the water boiling when the vegetable is thrust into it, head down, and keep it at a hard boil until done. Some housekeepers claim that a teaspoonful of vinegar added to the water will dissipate the obnoxious odor.

Savory boiled cabbage

Cut a firm cabbage into four parts and reject the outer leaves. Wash carefully in two waters, taking care to dislodge any insects that may be concealed between the leaves. Have a large pot of boiling water on the range; dissolve in a tablespoonful of salt and a quarter of a teaspoonful of baking soda. Plunge the cabbage into this, and cook, uncovered, for fifteen minutes, drain, and fill the pot with more boiling water, adding salt as you do so. Cook the cabbage until tender, always uncovered, turn into a colander, press out all the water and set aside to get very cold. Chop fine and season with salt, white pepper, and a dash of tomato catsup. Heat in a saucepan a large cupful of well-seasoned soup stock, turn the cabbage into this and toss and turn until very hot. Now add a large spoonful of melted butter, and a teaspoonful of lemon juice, and serve.

Baked cabbage

Boil cabbage tender in two waters, drain and set aside until cold, then chop fine. Mix together two beaten eggs, two tablespoonfuls of melted butter, two tablespoonfuls of cream, a salt-spoonful of salt and a dash of paprika. Stir this into the chopped cabbage and put it into a buttered pudding-dish. Sprinkle bread-crumbs over the top and bake until brown.

Fricasseed cabbage

Boil and chop, as in the last recipe, and keep hot while you cook together in a saucepan a tablespoonful of butter and one (heaping) of flour; when they bubble pour upon them a cupful of hot milk. Stir to a smooth sauce; turn into this the chopped cabbage, cook for a minute, season and serve.

Stuffed cabbage

Choose a fresh, firm cabbage. Lay in cold water for half an hour, and boil in salted water for ten minutes. Remove, drain, and allow it to get very cold. Meanwhile make a forcemeat of

a cupful of boiled rice and the same quantity of chopped cold chicken with half a cupful of minced ham. Work to a paste and season. Stand the cabbage on the stem-end and carefully open the leaves, beginning at the center. Fill the spaces between the layers of leaves with the forcemeat; close the cabbage upon itself, tie it up firmly in a piece of coarse netting, put it gently into a pot of boiling salted water, and cook almost two hours. Take from the water, remove the netting very carefully, put the cabbage on a platter and pour a rich white sauce over it. If properly prepared, this is a delicious dish.

Baked cabbage with tomato sauce

Boil a cabbage in two waters, drain, cut it fine, and season with salt and pepper. Grease a pudding-dish and put a layer of the cabbage in the bottom of it; cover this layer with tomato sauce and sprinkle with a few fine crumbs. Proceed in this way until the dish is full, having the last layer of crumbs. Bake for half an hour.

Shredded cabbage and cheese

Cut a cabbage into shreds and boil in salted water until tender. Drain and stand in a heated colander at the side of the range. Cook together two teaspoonfuls of butter and two of flour, and pour upon them a pint of hot milk. Season with salt and pepper, and stir in three heaping tablespoonfuls of grated cheese. Cook, stirring constantly, for just a minute. Turn the cabbage into a deep vegetable dish and pour the cheese sauce over it.

Cold slaw

Wash a cabbage and lay it in cold water for half an hour. With a sharp knife cut it into strips, or shreds. As you cut these drop them into iced water. When ready to serve, drain in a colander, shaking hard to dislodge the moisture, and pour over all a dressing made by rubbing the yolks of two hard-boiled eggs to a paste with one beaten egg, a half cupful of salad oil, the juice of a lemon, mustard, salt and pepper to taste.

Cabbage cream salad

Prepare as in the preceding recipe, only cutting the shreds into inch-lengths before dropping them in iced water. Beat a pint of cream very stiff. Drain the cabbage, sprinkle lightly with salt, and stir it into the whipped cream, turning and tossing until it is thoroughly coated with the white foam. Serve at once with crackers and cheese. The cabbage should be tender and crisp for this dish.

An Italian dish of cabbage

Boil a cabbage in two waters; drain; when cold, chop coarsely, and season with salt and pepper. Butter a pudding-dish, put a layer of the cabbage in this; sprinkle with buttered crumbs and a teaspoonful of grated Parmesan cheese. Put in more cabbage, more crumbs and cheese, and, when the dish is nearly full, pour a cup of seasoned beef stock over all. Bake for half an hour.

Scalloped cabbage

Boil a head of cabbage in two waters; drain; let it cool, and chop fine. Cover the bottom of a baking-dish with bread-crumbs; scatter over these tiny morsels of butter, seasoned with pepper, salt and a few drops of onion juice; spread with a layer, an inch thick, of the minced cabbage. Season this layer with salt, butter-bits, and a sharp dash of lemon juice. Repeat the crumbs, then a second stratum of cabbage, a cupful of boiling milk, and cover all thickly with bread-dust, well seasoned. Sift grated cheese upon the top, and bake, covered, until bubbling hot. Uncover and brown. You can use weak stock in place of milk if you have it. Boil a pinch of soda in the milk. An excellent family dish.

CARROTS

Stewed carrots

WASH, scrape off the skin, cut into dice and leave in cold water for half an hour. Put, then, into the inner compartment of a double boiler with no water upon them except that which clings

to them after washing. Cover closely, and cook tender. An hour should be long enough for this. Turn into a deep dish, pepper and salt, and cover with a good white sauce.

Mashed carrots

Scrape and slice carrots, and boil tender in two waters. Drain, rub through a colander, and mash with a potato-beetle. Beat light with a tablespoonful of melted butter, add salt and pepper, and serve very hot.

Carrots sautés

Boil young carrots, not longer than your forefinger, for eight minutes in salted water. Rub and scrape off the skins; cover with boiling water and cook tender. Drain, lay for a minute in cold water until you can handle them, and cut each carrot in two, each half into strips. Heat a tablespoonful of butter in a frying-pan with a half teaspoonful of white sugar, a little salt and pepper, and when it boils lay in the strips of carrot. Cook three minutes after the bubble recommences; sprinkle with chopped parsley, toss about for one minute, drain and serve hot.

Carrot croquettes

Wash and scrape and cook until very tender. Mash smooth and beat to a paste with the yolk of a raw egg, a good spoonful of softened butter, pepper and salt to taste. Let this paste get cold and stiff before making into croquettes or balls. Roll in beaten egg, then in fine crumbs; set on ice for an hour and fry in deep, boiling cottolene or other fat. Drain and serve hot.

CAULIFLOWER

Cauliflower boiled whole

CHOOSE a fine, white head for this purpose. Put it, flower downward, into ice-cold salted water for half an hour. Tie, then, in coarse cheese-cloth or netting, and plunge, head fore-

most, into a pot of boiling salted water. Cook half an hour, drain, take off the cloth and dish. Pour a rich white sauce over it.

Cauliflower au gratin

Cut a large cauliflower into eight pieces and boil tender in salted water. Drain, lay in a deep pudding-dish, stems down, and pour over it a plain white sauce into which two hard-boiled eggs have been chopped. Sprinkle with bread-crumbs and bake to a light brown.

Cauliflower with tomato sauce

Boil a whole cauliflower for ten minutes in fresh water; drain and boil until tender in salted water. Put into a vegetable dish, flower side up, rub thoroughly with butter, then sprinkle with salt and pepper. Last of all, pour over the cauliflower a pint of tomato sauce.

CELERY

Stewed celery (No. 1)

WASH the celery, cut into half-inch bits, and stew tender in slightly-salted boiling water. Drain this off and add a cupful of milk. Cook for three minutes, stir in a teaspoonful of butter rubbed into a teaspoonful of flour, boil up once, season to taste, and serve.

Stewed celery (No. 2)

A bunch of indifferent celery may be utilized for this dish. I have rescued stalks frosted accidentally through the cook's carelessness, laid them in ice-cold water for two hours, prepared them as I shall direct, and presented as palatable food that whose end would otherwise have been the garbage pail.

After stewing tender and draining, transfer to another saucepan in which you have heated a cupful of milk (with a pinch of soda in it), thicken it with a tablespoonful of butter rubbed in a teaspoonful of flour, and stir to a boil. Mix the celery well

with this, season with pepper and salt, heat all together for one minute, and dish.

Brown stew of celery

Wash and cut into small bits a bunch of celery. Put it into a saucepan and pour over it a pint of cleared beef stock. Stew until tender. Drain the celery and set aside while you return to the saucepan the stock in which it was cooked. Thicken this with a paste made by rubbing a heaping teaspoonful of browned flour into one teaspoonful of butter. When you have a smooth brown sauce, stir in the celery, and when this is very hot, season and serve.

Savory celery

Scrape, cut into inch-lengths, lay in cold water for an hour; cook tender in salted hot water. Drain, and return the celery to the saucepan. Have ready heated a cupful of weak stock, or gravy, strained through a cloth, seasoned with paprika, salt and onion juice, then thickened with a tablespoonful of browned flour rolled in the same quantity of butter. Pour this over the celery, heat all together for one minute, and dish.

The outer green stalks of celery may be used thus, and more satisfactorily than a tyro might think possible.

Fried celery

Scrape and boil as directed in foregoing recipes; drain, and spread upon a cloth in a very cold place. They must be dry and firm before you dip each piece in beaten egg, then in seasoned bread or cracker-dust. Set again in the cold for an hour, and fry in deep cottolene or other fat to a golden brown. Drain in a hot colander and serve.

Stewed celery roots

Wash and scrape the roots of celery and stew in salted water until very tender. Drain and cut into small dice. Have ready in a saucepan a pint of hot milk, thicken this with a teaspoonful of flour rubbed into one of butter, turn a cupful (heaping) of

the celery dice into this sauce, stir until very hot, season to taste and serve.

Besides being a palatable dish when thus cooked, celery root is an admirable nervine, and therefore indicated as beneficial diet for brain-workers and nervous invalids.

GREEN CORN

Boiled corn

STRIP husk and silk from the ear and put over the fire in plenty of boiling water, slightly salted. Boil hard for twenty minutes if the corn be young and fresh.

Send to table wrapped in a napkin.

Stewed corn

Cut from the cob with a sharp knife; put over the fire in just enough boiling salted water to cover it. Stew gently ten minutes; turn off the water and add a cupful of hot milk (with a pinch of soda in it). Cook ten minutes more, stir in a tablespoonful of butter rubbed up with a teaspoonful of flour; boil one minute and turn into a hot, deep dish.

Green corn pudding (No. 1)

Grate the grains from twelve ears of corn; beat into the corn the whipped yolks of four eggs until thoroughly incorporated; stir in now two tablespoonfuls of melted butter and one tablespoonful of powdered sugar; salt to taste, and add the whites of the eggs whipped to a froth. Lastly stir in a tiny pinch of soda; turn into a buttered pudding-dish and bake, covered, half an hour. Uncover, brown quickly, and send to table at once.

If this delicious "soufflé" be made of canned corn, chop it very fine.

Green corn pudding (No. 2)

Mix together two cupfuls of grated corn, two beaten eggs, a half pint of milk, a pinch of soda, a tablespoonful of melted butter and a tablespoonful of sugar. Grease a shallow baking-dish, turn the mixture into this, sprinkle with buttered crumbs, cover and bake for half an hour, then uncover and brown.

Green corn pudding (No. 3)

Grate the kernels from twelve ears of corn and stir into them the beaten yolks of six eggs and a tablespoonful, each, of melted butter and granulated sugar. Now beat in a quart of milk, a half teaspoonful of salt and, last of all, the stiffened whites of the six eggs. Turn into a greased pudding-dish and bake, covered, for half an hour, then uncover and brown.

This, when properly made and baked in a quick oven, is a veritable soufflé and incomparable.

Corn fritters

Cut from the ears a pint of sweet corn. Beat together a cupful of milk, two tablespoonfuls of melted butter, one egg, whipped light, salt to taste and enough flour to make a thin batter. Into this stir the grated corn. Beat hard and cook as you would griddle-cakes upon a soapstone griddle. They are a palatable accompaniment to roast chicken.

Green corn balls

Grate enough green corn from the cob to make two cupfuls; into this stir a beaten egg, a teaspoonful, each, of sugar and melted butter, with salt to taste. Add enough flour to enable you to form the mixture into balls, roll these in flour and fry in deep fat.

Succotash

Cut the corn from eight ears and put it into a saucepan with a pint of young Lima beans and enough salted boiling water to cover them both. Boil until the vegetables are tender; drain and

turn into a double boiler with a cupful of boiling milk. Cook for ten minutes, then stir in a tablespoonful of butter, and simmer for five minutes longer. Season to taste and serve. Large "Limas" should be cooked ten minutes before the corn is added.

Corn and tomatoes

Grate the grains from six ears of corn; pare and cut into small pieces four ripe tomatoes. Put over the fire in a saucepan; stew half an hour; season with a great spoonful of butter, a teaspoonful of sugar and one of onion juice; salt and pepper to taste. Cook five minutes more and dish.

Scallop of corn and tomatoes

Pare and cut small a dozen ripe tomatoes and turn them, or the contents of a can of tomatoes, into a chopping bowl and chop the large pieces of the vegetable into small bits; then set in a saucepan over the fire and bring to the boil. Drain the liquor from a can of corn, or grate the grains from a dozen ears, and put the corn into a bowl of fresh water. After ten minutes drain the water off, and transfer the corn to a saucepan with enough boiling water to cover it. Let it simmer for five minutes, pour off the water and add the boiling tomatoes to the corn. Let both cook together for five minutes, during which time stir into them a heaping teaspoonful of butter, two teaspoonfuls of granulated sugar, and salt and pepper to taste. Pour the mixture into a greased bake-dish, sprinkle bread-crumbs and bits of butter over the top and bake for half an hour.

Green corn croquettes

Grate the corn from a dozen ears, or drain the liquor from a can of corn, and chop the kernels fine. Cook together a tablespoonful of butter and two of flour, and, when these are blended, add slowly a pint of milk into which has been stirred a pinch of soda. Cook this mixture, stirring all the time, until you have a thick white sauce; add to it the chopped corn and half a tea-

spoonful of powdered sugar, with pepper and salt to taste. Remove from the fire and set aside to cool. When cold, form with lightly-floured hands into croquettes, and dip each croquette in beaten egg and cracker-dust. Set all aside in a platter in the ice-chest for several hours, then fry in deep, boiling fat.

Corn omelet

Grate the corn from four ears of boiled corn. Beat four eggs well, add three tablespoonfuls of cream and cook in a hot pan. When ready to fold, sprinkle with salt and pepper, add the corn and turn out on a hot dish. Heat the corn slightly over hot water before putting into the omelet.

Creole chowder

Heat a generous lump of butter and in it brown four sliced onions. Add four peeled tomatoes, four chopped green bell-peppers, and the corn cut from four cobs. Add as much water as may be needed in cooking, season with salt and sugar and a little black pepper. A full-hour's cooking will be necessary, and the chowder must be served piping hot.

CUCUMBERS

MANY persons look upon the cucumber with fear as a source of indigestion and gastric discomfort. One able dietitian has left on record his opinion that a square inch of verdant cucumber is about as fit to be put into the human stomach as would be a like quantity of Paris green.

Our cucumber, like many another abused article, is maligned because its enemies have never made the attempt to do it justice. If a few simple rules are followed it will prove less indigestible and more palatable than foes and friends imagine. When cooked, it loses many of its disturbing qualities. But, as some people enjoy the crisp freshness of its raw state, it is well to learn just how to prepare it properly.

Raw cucumbers

See to it that the cucumber is fresh and lay it on the ice until wanted. Do not be content with leaving it on the shelf of the refrigerator. It must be in actual contact with the ice. Just before sending to the table, peel quickly and slice thin, scattering crushed ice among the slices. At the table make a French dressing of one part vinegar, three parts oil, salt and pepper to taste, and pour over the cucumbers as you dish them. To allow the vegetable to lie for even fifteen minutes in the dressing is to toughen the fiber and make it as indigestible as gutta serena.

Stewed cucumbers

Peel eight medium-sized cucumbers and cut them into slices an inch thick. Lay in iced water for half an hour. Have a pint of unsalted, hot beef stock in a saucepan, drain the cucumbers and lay them in this. Stew until tender, then remove with a skimmer and lay in a vegetable-dish. Cook together a tablespoonful, each, of butter and browned flour, and pour upon them the stock in which the cucumbers were cooked. Stir until you have a smooth brown sauce; add a saltspoonful of salt, the same amount of pepper, a teaspoonful of kitchen bouquet and a half teaspoonful of onion juice. Stir all together and pour over the stewed cucumbers.

Stuffed cucumbers

Cut good-sized young cucumbers into halves, lengthwise, and remove the seeds. Fill the hollows thus left with a forcemeat made of equal parts of chopped roast beef and minced boiled ham, with half as much fine bread-crumbs. Moisten this stuffing with melted butter and season to taste. Place the halves of each cucumber carefully together and tie with soft twine. Place in a roasting-pan, pour about them a cupful of skimmed beef stock, and cook until tender. Remove the strings, transfer the cucumbers to a hot platter, thicken the gravy left in the pan and pour it about them. This is a Syrian recipe.

Baked cucumbers

Peel medium-sized cucumbers, arrange them in a bake-dish and pour about them a couple of tablespoonfuls of water in which has been melted a tablespoonful of butter. Dust with salt and pepper, and bake, covered, for half an hour. If you wish, you can scallop them by cutting them in slices, sprinkling with crumbs and basting with bits of butter. Bake, covered, until tender; uncover and brown.

Fried cucumbers

Peel and leave in ice water for half an hour. Slice lengthwise, making three slices of each cucumber of fair size, lay in fresh iced water for ten minutes more. Wipe dry, sprinkle with pepper and salt, dredge with flour and fry to a light brown in deep, boiling cottolene or other fat. Drain, and serve dry and hot.

CHESTNUTS

THE large Spanish chestnuts sold by grocers in the city, and in the markets, make excellent puddings with or without sugar, and, as vegetables, go well with poultry and beef.

Chestnut pudding

Boil and skin enough chestnuts to make a cupful when rubbed through a colander or vegetable press. Beat four eggs light, stir the chestnut into the yolks; add a tablespoonful of melted butter and two tablespoonfuls of fine cracker dust, two cupfuls of milk, a tablespoonful of sugar, salt and pepper to taste; lastly, the frothed whites. Bake, covered, in a buttered pudding-dish for half an hour; uncover, brown and serve before it falls. Eat with meat.

Chestnut croquettes

Shell and boil five cupfuls of large chestnuts; skin, and rub through a colander. Work into them a tablespoonful of butter,

a little salt, a few drops of lemon juice and a dash of paprika. Turn into a double boiler, and make very hot, then set aside to cool. When cold form into small croquettes, roll in egg, then in cracker-crumbs and set in the ice for an hour before frying in deep, boiling cottolene or other fat. Peanut croquettes may be made in the same way.

DANDELIONS

MAKE a wholesome and, to some tastes, palatable "greens" in the spring of the year. They must be gathered while very young and tender, or they are bitter. The best time to cut them is just before they flower. Throw at once into cold water, as they wilt soon after they are picked.

Stewed dandelions (No. 1)

Cut the stems from a half peck of dandelion leaves, and break each leaf into small bits, dropping these into cold water as you do so. Wash thoroughly, drain, and lay in cold water for fifteen minutes. Drain again, and put over the fire in a porcelain-lined saucepan, with enough salted water to cover them. Simmer for fifteen minutes while you make the following sauce:

Cook together a tablespoonful, each, of butter and flour, and pour upon them a pint of milk, in which a pinch of soda has been dissolved. Stir to a smooth white sauce. Drain the water from the dandelion leaves, and stir these into the sauce. Season to taste, and beat in, very slowly, a whipped egg. Remove at once from the fire and turn into a deep vegetable dish.

Stewed dandelions (No. 2)

Pick the leaves from the stems, and drop into iced water. Take them up by the handful, dripping wet, and put, with no other water, into the inner vessel of a farina boiler. Fill the outer kettle with boiling water; cover the inner closely, and cook fast for half an hour. Rub the leaves through a vegetable press or a col-

ander into a saucepan; beat in a tablespoonful of butter, a teaspoonful of sugar, salt and pepper to taste, a teaspoonful of lemon juice, and, at the last, three tablespoonfuls of hot cream to which has been added a pinch of soda. Stir until smoking hot over the fire, turn out into a heated dish, garnish with sippets of fried bread, and serve.

Dandelion greens cooked thus are almost as good as spinach *à la crème*.

EGGPLANT—A MUCH ABUSED VEGETABLE

TENS of thousands of average American housewives know but one way of cooking it, and not one in a hundred performs that one properly.

Fried eggplant is one of the many dishes which remind the eater of the small girl of nursery-rhyme fame, who—

“When she was good was very, very good
But when she was bad she was horrid.”

When only half fried, or soaked with grease, this vegetable is an abomination to the educated palate and the self-respecting stomach. When tender and thoroughly cooked, it is one of the most delicious of the summer and fall garden products.

Fried eggplant

Peel an eggplant and cut into slices half an inch thick. Lay in cold salt water for an hour; wipe each slice dry and dip, first in beaten egg, and then in cracker dust. Set in a cold place for an hour and fry in deep boiling cottolene or other fat. Drain in a heated colander before dishing.

Stuffed eggplant on the half-shell

Wash and wipe a large eggplant and parboil it in boiling salted water for ten minutes. Let it get perfectly cold, cut in half

lengthwise, and scrape out the center, leaving the walls of the vegetable three-quarters of an inch thick. Chop the pulp fine and add to it a small cupful of minced chicken, half a cupful of minced ham, a quarter of a cupful of bread-crumbs, a tablespoonful of melted butter, salt and pepper to taste. Mix well, add enough soup stock to make a stiff paste, and fill the hollow sides with this. When full and rounded, sprinkle the forcemeat with bread-crumbs, and lay the halves, side by side, in a bakepan, pouring three cupfuls of soup stock around them. Bake nearly an hour, basting every ten minutes. Remove the eggplant to a hot platter, thicken the gravy left in the pan with browned flour, boil up once on top of the range, stirring constantly, and pour this browned sauce about the base of the halved eggplant.

Scalloped eggplant

Pare off the skin, cut into dice and lay in cold salt water for an hour. Then parboil for twenty minutes. Drain well and pack in a buttered bake-dish, alternately, with fine crumbs. Dot each layer with butter, sprinkle with salt and pepper, and strew with finely-minced sweet green peppers. Fill the dish in this order, cover with a layer of crumbs wet with cream; dot with butter, cover and bake half an hour, then brown.

Eggplant stuffed with tomatoes

Halve the eggplant and remove the insides as in the last recipe but one. Make a forcemeat of the eggplant pulp, a cupful of chopped ripe tomatoes, one chopped green pepper, and a cupful of bread-crumbs. Season with a tablespoonful of melted butter and salt and pepper. Fill the hollow sides with this mixture, bind the two halves together with wide tape, and bake, basting frequently with melted butter and hot water. When tender, transfer to a hot platter, cut and remove the tape, and pour hot tomato sauce about the eggplant.

Stewed eggplant, with sauce piquante

Prepare as for eggplant on the half-shell by halving and scooping out the pulp, leaving substantial walls. Chop the pulp and cover with hot water. Season with a tablespoonful of onion juice, salt and pepper, and simmer for fifteen minutes. Take from the fire, drain, turn into a bowl and work in two tablespoonfuls of soft bread-crumbs, one tablespoonful of finely-chopped capers, two tablespoonfuls of cold boiled tongue, minced, and, when well-mixed, add salt to taste.

Pack this forcemeat closely into each half, and fit the two parts together, binding securely together with tapes or soft twine.

Put into your covered roaster; pour enough weak stock around it to come one-third of the way up the side, bake, covered, half an hour, then turn and cook the other side. Undo the strings, lay the eggplant carefully in the middle of a hot dish, and pour a good sauce piquante over and around it.

HOMINY

THE small-grained hominy, called at the South "samp," after the manner of the aborigines who bequeathed it to us, must be used in the recipes which follow.

Plain hominy pudding

Soak a cupful of hominy for three hours in tepid water. Drain, and put over the fire in plenty of boiling water, slightly salted. Boil fast for thirty minutes or until tender; turn off the water and pour in a pint of hot milk, with a little salt. Cook for fifteen minutes, stir in a generous lump of butter and turn into a deep dish.

Eat with sugar and cream.

Baked hominy

Stir into a pint of milk a cupful of cold boiled hominy, and when this is smooth, add a tablespoonful of melted butter, a tablespoon-

ful of sugar, a saltspoonful of salt and four well-beaten eggs. Beat very light, pour into a buttered pudding-dish and bake for about half an hour or until "set" and brown. This is a good accompaniment to roast beef.

Hominy croquettes

Into two cupfuls of boiled hominy work a tablespoonful of melted butter; when the cereal is free from all lumps, add to it two beaten eggs, and when these are thoroughly incorporated, season the mixture with salt and pepper. Flour your hands, make the paste into small croquettes, and set aside until stiff and very cold. Now dip each croquette into beaten egg, roll in cracker-crumbs, and when all are thoroughly coated set in the ice-box for two hours. Fry to a golden brown in deep, boiling cottolene or other fat.

Hominy fritters

Rub two cupfuls of cold boiled hominy to a smooth paste with one tablespoonful of melted butter. Next, thin with warmed milk, and add three well-beaten eggs. Finally, stir in a cupful of flour which has been sifted twice with a teaspoonful of salt and half as much baking-powder.

Drop by the spoonful into boiling, deep cottolene or other fat; or, better still, cook upon a soapstone griddle.

KALE

THIS vegetable, otherwise known as "sea-kale," should be better known in our country. In England it takes high rank and holds it creditably.

Pick it over carefully, clip off the stems and lay it in cold water for an hour. Drain, and put it into a saucepan full of salted boiling water. Cook until tender, drain and chop fine. Return to the saucepan with three tablespoonfuls of melted butter, salt and pepper to taste. Serve very hot on squares of buttered toast.

MACARONI

Few articles of diet are more toothsome and more wholesome than macaroni in its various forms when properly prepared. Like rice, it is so often miserably cooked that its excellent qualities are not generally recognized. Macaroni may be bought in several shapes, the large, or pipe-macaroni being perhaps the most common. Besides this there are the smaller and more delicate vermicelli, spaghetti and the flat ribbon, or egg-macaroni. Recipes for the cooking of one may be used in the preparation of any of the divers phases of this food.

Baked macaroni (No. 1)

Break into inch-lengths half a pound of macaroni. Boil it until tender in weak broth. Drain off the liquor; put the macaroni into a pudding-dish that will stand the fire; pour over it a half cupful of the stock in which it was boiled, and put a tablespoonful of butter, broken into small pieces, here and there through it. Sift over it fine bread-crumbs and grated cheese; dot with bits of butter and brown in the oven.

Baked macaroni (No. 2)

Break half a pound of macaroni into short lengths; cook until tender in boiling, salted water. It must be clear and soft, but not broken. Drain and put a layer in the bottom of a buttered pudding-dish. Dot with butter, sprinkle lightly with cayenne and salt to taste; cover with grated cheese, and on this dispose another layer of macaroni. Fill the dish in this order, having cheese for the top layer. Pour in a cupful of milk; cover, and bake half an hour. Uncover and brown.

Creamed macaroni

Put a cupful of macaroni into two quarts of boiling salted water and cook for twenty-five minutes, or until tender, but not broken.

Drain off all the water and keep the macaroni hot in a covered dish while you make the cream sauce to pour over it. Cook together in a saucepan until they bubble, two teaspoonfuls of flour and the same quantity of butter; pour over them a pint of hot milk, and, as this thickens, stir into it two heaping tablespoonfuls of grated Parmesan cheese. Pour this sauce upon the macaroni just before serving, lifting the latter lightly with a fork that the creamy sauce may reach every part.

Macaroni with cheese sauce

Boil tender in salted water and drain. Cook together in a saucepan a great spoonful of butter and a cupful of grated Swiss cheese. As soon as the cheese is melted, turn the macaroni into the saucepan and stir and toss with a silver fork until thoroughly blended with the sauce. Serve at once.

Macaroni and chicken

Boil half a package of spaghetti tender, drain, drop into cold water, and drain again. Lay on a biscuit-board and cut into pieces about half an inch long. Thicken a pint of chicken stock with a tablespoonful of flour rubbed into one of butter. Stir into this a cupful of cold boiled or roast chicken, chopped fine, and the cold macaroni. Last of all, beat in slowly a whipped egg, remove from the fire, season to taste, turn into a greased pudding-dish, sprinkle crumbs over the top and bake for half an hour.

Send around grated cheese with it. You may use veal if you have no chicken.

Macaroni and tomatoes (very nice)

Break half a pound of pipe macaroni into inch-lengths, and boil in salted water until tender. Drain, and put a layer of the macaroni in the bottom of a greased pudding-dish, sprinkle with pepper, salt, onion juice and grated cheese, and cover all with a layer of stewed and strained tomatoes that have been previously seasoned to taste. On these goes another layer of macaroni, and so

on until the dish is full. The topmost layer must be of tomatoes sprinkled with crumbs and good-sized bits of butter. Set in a hot oven, covered, for twenty minutes, and then bake, uncovered, until the crumbs are well-browned.

Spaghetti with Swiss cheese

Break a half pound of spaghetti into bits not more than an inch and a half in length, and boil in slightly salted water for twenty minutes. Turn into a hot colander and set at the side of the range to drain. Grate enough Swiss cheese to make a generous half cupful and turn into a saucepan with three tablespoonfuls of melted butter. Stir well; add the hot spaghetti, toss and stir for a minute, or just long enough to melt the cheese; add a dash of paprika and serve in a hot dish.

Macaroni rissoles

Have ready a cupful of cold, boiled macaroni cut up small. Make a white sauce by cooking together a tablespoonful of butter and two of flour and stirring into them a cupful of hot milk. Stir until thick, add a large tablespoonful of grated cheese, and, gradually, the whipped yolks of four eggs, beating all the time. Work the macaroni into the sauce and set aside until the mixture is very cold. With floured hands form into small balls—not quite as large in circumference as a silver dollar—roll in beaten egg, then in fine cracker-crumbs, and set in the ice-box for two hours. Fry in deep, boiling cottolene or other fat. Serve with tomato sauce.

Macaroni piquante

Break spaghetti into very small bits less than an inch in length. Boil these for twenty minutes, or until tender, in salted water. Drain and keep hot while you make the following sauce:

Cook together in a saucepan a heaping teaspoonful, each, of butter and browned flour, and when these are blended to a brown roux, pour upon them a pint of beef stock, and stir until smooth. Now add four tablespoonfuls of tomato catsup, six drops of

Tabasco sauce, a teaspoonful of kitchen bouquet, a pinch of salt and a dash of paprika. Turn the boiled spaghetti into this sauce, stir all together, and pour the mixture into a greased pudding-dish. Sprinkle buttered crumbs and grated cheese over the top and bake until brown.

Macaroni à la Napolitaine

Have a long fish kettle half full of boiling, salted water, and lay a half pound of unbroken pipe-macaroni in this. Boil for twenty minutes or until tender. Carefully drain the water from the kettle and slip the macaroni gently upon a heated platter, where it may lie at full length. Set the platter in the oven to keep warm while you make a sauce by cooking together in a saucepan two tablespoonfuls of butter and one of flour, and pouring upon them a pint of strained tomato liquor. Stir to a smooth sauce, then season with onion juice, celery salt, pepper, and four tablespoonfuls of Parmesan cheese. Pour this sauce over the macaroni on the platter. When you serve, cut the mass with a sharp knife into manageable lengths.

MUSHROOMS

It is a pity there should be such a popular dread of the poisonous "toadstool" that his nutritious and innocuous brother—the edible mushroom—is shunned by thousands of rational creatures. The most wary need not fear this joy of the epicure when it is bought at market or at a responsible grocer's shop. Trustworthy dealers run no risks in purchasing the wares from those whose business it is to cultivate and sell them. Mushrooms bought under these circumstances are no more to be feared than artichokes or Brussels sprouts. They form delicious entrées and tempt the most jaded appetite.

Broiled mushrooms

Peel carefully with a small knife and cut off the stems. Lay the mushrooms in a deep dish and pour melted butter over them.

Remove them gently to a greased gridiron and broil over clear coals until delicately browned on both sides. Lay diamond-shaped slices of thin buttered toast in a dish, and the mushrooms upon these, sprinkle with pepper and salt and pour a little melted butter over all.

Fried mushrooms

Melt a great spoonful of butter in an agate frying-pan. Peel the mushrooms and cut off their stems, scraping the latter. Lay the mushrooms with their scraped stalks in the frying-pan and cook, turning often, until done. Serve very hot.

Stewed mushrooms

Peel the mushrooms and simmer gently in salted water until tender. Ten minutes should suffice. Drain and keep hot while you make a white sauce of a half pint of milk thickened with a tablespoonful of flour rubbed into one of butter. Turn the mushrooms into this and stir over the fire until very hot. Season with salt, pepper, a dash of mace, and serve.

Baked mushrooms

Peel very large mushrooms and cut off their stems. Grease a shallow pudding-dish and put a layer of mushrooms, under sides upward, into this. Into each mushroom pour a few drops of melted butter. Do not put more than two layers in the dish. Bake, closely covered, in a quick oven until tender. This should be in about twenty minutes. When done, remove the cover, pour melted butter over the mushrooms, and serve very hot in the dish in which they were cooked.

Fricassee mushrooms

Peel and remove the stems from large mushrooms. Make a forcemeat by chopping the white meat of a cold roast chicken fine with a few small mushrooms and moistening it with chicken stock.

Grease a pudding-dish and lay the large mushrooms, tops down, in this. Fill the mushrooms and the space between them with the forcemeat. Sprinkle bits of butter over all. Pour in enough of the chicken stock to make the contents of the dish very moist, lay a few wafer-like slices of bacon on top of the scallop, and bake, covered, in a hot oven for a quarter of an hour. Uncover, and cook for five minutes longer. Serve in the dish in which they were cooked.

ONIONS

A ONCE-DESPISED vegetable which now takes rank as a highly-respectable edible upon good men's—and women's—tables. Delicate spinsters no longer faint at fumes of boiled onions, and finical housewives have forgotten the rusty joke about cooking onions in the middle of a ten-acre lot. There are ways of extracting the coarser flavor that once condemned them with dyspeptics. Cooks have learned that there is as much difference between a well-done and a parboiled onion as between half-cooked and mealy potatoes. Housewives and physicians now appreciate the nutritive values of the esculent bulb, and prize it for these as well as for the seasoning which nothing else supplies. Onion juice is indispensable to the flavor of ragouts and soups, and is obtained by grating, not chopping. The superiority of this mode of getting the essence of the vegetable can not be rightly estimated by one who has not tried it. Onion seasoning should be tasted, never seen.

Stewed young onions

Cut off the stalks, remove the skins and lay the onions in cold water for half an hour. Put them over the fire in hot, salted water and cook for twenty minutes. Drain off the water and return the onions to the fire with a cupful of hot milk, in which has been dissolved a bit of soda the size of a pea. Add a tablespoonful of flour and stew slowly until the sauce is like thick cream.

Boiled onions

Peel and lay for an hour in cold water. Boil in two waters until tender. Drain, sprinkle with pepper and salt; put into a deep vegetable-dish and pour over them a great spoonful of melted butter.

Baked onions (No. 1)

Peel the onions and boil for ten minutes. Drain, arrange in a greased pudding-dish, sprinkle with salt and pepper, and pour over all a white sauce, to which a beaten egg has been added. Sprinkle with fine crumbs, set in the oven and bake, covered, for twenty minutes, then uncover and brown.

Baked onions (No. 2)

Cook tender in boiling water changed once after fifteen minutes; drain and arrange, side by side, in a baking-pan. Melt a tablespoonful of butter in a cupful of hot soup stock, season with salt and pepper and pour over the onions. Cook in a hot oven until the onions are brown, when they may be lifted with a perforated spoon and put into the dish in which they are to be served. Put the pan of gravy on top of the range, thicken the contents with browned flour and pour over the onions. Serve very hot.

Savory onions

Select young onions for this dish. Lay the onions in a sauce-pan with a very little salted water and simmer for ten minutes. Drain off the water; pour over the onions a small cupful of beef stock and cook for ten minutes longer. With a split spoon remove the onions to a hot dish, while you thicken the gravy left in the pan with a heaping teaspoonful of browned flour rubbed to a paste in the same quantity of butter. When you have a smooth brown sauce season it with a teaspoonful, each, of kitchen bouquet and tomato catsup, and salt and pepper to taste. Pour this sauce over the onions.

Stuffed onions, creamed

Boil eight large onions gently until quite tender, but not broken. Drain, and when cold, carefully remove the hearts or centers. Chop three of these hearts fine and mix with them a cupful of minced ham and season to taste. Moisten with rich cream and the beaten yolk of an egg. Fill the centers of the onions with the mixture, put a piece of butter in the top of each, set side by side, in a deep dish, pour a little milk about them and bake, covered, for twenty minutes. Then uncover, sprinkle with buttered crumbs and bake ten minutes longer. Serve hot.

Scalloped onions

Parboil onions and drain. When cold, cut into bits. Put a thick layer of these in the bottom of a greased pudding-dish, sprinkle with salt and pepper and dot with bits of butter. Cover with a very thin layer of crumbs moistened with milk. Put in more seasoned onions and more crumbs, and proceed in this way until the dish is full. Then pour in carefully a little cream, cover and bake for half an hour; uncover and brown.

Onion custard

Cook the onions tender in two waters; drain, and lay in a deep pudding-dish. Thicken a pint of hot milk with a teaspoonful of corn-starch rubbed into two teaspoonfuls of butter and gradually pour this white sauce upon two beaten eggs. Season with pepper and salt and pour the mixture about the onions. Bake until the custard is set.

GREEN PEAS

THEY lose sweetness with every hour—I might say with every minute—that passes after they have been picked. The passage from garden to kitchen and from pod to pot should be made as short as possible. As you shell throw them into cold water, not

holding them in the hand until they are heated and moist. As soon as the last is shelled, drain and cook.

Boiled green peas

Shell and lay in cold water for ten minutes. Drain, turn into slightly salted boiling water and cook for about twenty-five minutes, or until very tender, but not broken. Drain in a colander, put into a dish, stir into the peas a lump of butter, and sprinkle very lightly with salt and pepper.

Green pea pancakes

Boil a pint of shelled peas, and mash while hot, adding a tablespoonful of butter and salt and pepper to taste. Now beat in two whipped eggs, a half pint of milk and five tablespoonfuls of prepared flour. Beat hard and fry on a hot griddle. A soapstone griddle is best. Then they are baked—not fried.

Green pea soufflé

Boil a pint of shelled peas until very tender, and mash with two tablespoonfuls of melted butter. Beat three eggs light and stir into them a pint of milk and the mashed peas. Season with salt and pepper, beat hard and turn into a greased pudding-dish. Bake, covered, for twenty minutes; uncover and brown. Serve this soufflé as soon as it is removed from the oven.

Green pea fritters

Shell enough peas to make a quart without the pods. Lay the peas in cold water for a half hour; put over the fire in two quarts of boiling salted water and cook for half an hour, or until very tender, but not broken. Drain free of water, turn into a bowl and mash soft with two tablespoonfuls of butter and with salt to taste. Beat four eggs very light, add to them three gills of milk and a cupful of flour with which has been sifted a teaspoonful of baking-powder and a half teaspoonful of salt. Stir the mashed peas by

the great spoonful into this mixture and beat until you have a smooth, light green batter. Have your soapstone griddle very hot and drop your batter by the spoonful upon this. When done on one side turn and bake to a delicate brown. Serve very hot as a vegetable to accompany any kind of meat or poultry.

Green pea croquettes

Peas that are getting hard will do for these. Boil in just enough salted water to cover them well. While hot, run through the vegetable press. Beat to a smooth paste with a tablespoonful of butter and two of flour. Pepper and salt to taste, drop in a dash of onion juice; lastly, beat in a well-whipped egg. Stir in a vessel set within another of boiling water until hot all through, and set away until cold and stiff. Mold then into croquettes, dip in beaten egg and cracker-crumbs; leave on ice for half an hour before frying in boiling deep cottolene or other fat. Drain and serve very hot.

You may use canned peas if you can not get fresh.

PEPPERS

THE large, green peppers, known to the green-grocer as "sweet peppers," have grown rapidly into favor as a fresh vegetable, within the last decade. They must be seeded with the utmost care. A touch of the seeds against the green sides will ruin the latter for present use. Get hold of the inner stem and draw the clustered seeds through the opening at the stem end, without touching the inside walls.

Fried green peppers

Cut open lengthwise and extract all seeds and tough white fiber. Slice crosswise. Lay in cold salted water for ten minutes, then wipe dry. Melt four tablespoonfuls of butter in a frying-pan and sauté the sliced peppers in this. Lay about broiled steak or chops.

Stuffed peppers

Make a forcemeat of a tablespoonful of minced ham, one of minced chicken, three chopped mushrooms and a cupful of boiled rice. Make this paste wet by adding to it a chopped tomato and enough melted butter to make it of the right consistency for stuffing. Smooth the stem-ends, cut the blossom-ends from green peppers and take out the seeds and inside fibers. Lay the green shells for three minutes in salted boiling water, then plunge into iced water. Let them lie in this for fifteen minutes. Drain and wipe dry. Fill with the forcemeat, replace the tips, and stand the peppers, side by side, in a dripping-pan containing a quarter of an inch of soup stock. Cook for twenty minutes, basting twice with a little salad oil. When done, stand the peppers on a platter and pour a little salad oil about them.

Peppers stuffed with fish

Trim the stem-ends of your green peppers so that they will stand up. Cut off the tips and, with a small keen knife, extract the seeds and as much of the tough fiber as will come away. Mince white fish fine, moisten it with a white sauce, season and fill the peppers with this mixture. Stand in the oven long enough to heat through, and serve.

Scalloped peppers au gratin

Cut large green peppers in half, lengthwise, extract core and seeds and fill them with minced cold cooked fish, well seasoned, mixed with one-third its weight of fine bread crumbs. The mixture (forcemeat) must be wet with gravy or tomato sauce. Round the contents of the halved pepper in the shape of the missing other half, sprinkle with fine crumbs, and bake to a light brown.

You may use for these scallops of cold chicken, lean lamb or veal. See that you do not get the forcemeat too stiff.

Scalloped peppers on the half-shell

Halve the peppers lengthwise, remove seeds and membrane, and parboil for five minutes. When cold, fill the halves with minced roast beef and fine bread-crumbs moistened with tomato juice. Bake in a covered pan, basting every ten minutes. At the end of a half hour remove to a hot platter and serve with tomato sauce poured over and around the halved peppers.

Peppers and rice

(A Creole dish.)

Cook half a cupful of rice in plenty of boiling water, a little salt, for twenty minutes hard. Drain in a colander and set at the back of the range to dry off. Heap within a deep dish.

Prepare your peppers as already directed. Slice as for frying in the usual way. When you take them from the cold salt and water, fry them in a great spoonful of butter. Lift them from the pan and chop rather coarsely. Add to the hot butter and peppers a teaspoonful of onion juice and two tablespoonfuls of stock. Boil up and pour upon the rice. Set in the oven, covered, for three minutes, and serve.

POKE STALKS

Cut as you would asparagus, when they are but a few inches high. They are then tender and succulent, and are thought by some imaginative vegetarians to resemble the "aristocrat" in flavor.

They are undeniably wholesome—also inexpensive.

Scrape the stalks and lay in cold water for an hour. Tie loosely together with a piece of soft twine, put over the fire with enough salted water to cover them, and boil until tender. Drain, sprinkle lightly with salt and pepper and lay upon a platter on slices of buttered toast. Pour white sauce over all.

POTATOES

"THE Tyrant Potato" is not assailed ignorantly, nor yet flip-pantly. After careful study of its properties, its works and its ways, the utmost concession that is now made to peculiar prejudice is in the declaration that, since people *will* make potatoes nine-tenths of their vegetable diet, it is essential to the national digestion that the ninety-three parts of water and of starch contained in the tuber be cooked in such manner as shall render the esculent as palatable and as little hurtful as is practicable when the constituents are not to be ignored.

The above protest stands at the head of that section of the "NATIONAL COOK BOOK" which is headed "POTATOES." I wrote it ten years ago, and am "of the same opinion still."

Talk against it as we may, the potato holds its sway in defiance of chemistry and dietetics, and our Johns, one and all, insist upon its daily appearance. As one weary housewife said to me:

"If I give my fingers to be burned in the preparation of a half dozen vegetables and have not potatoes in the number, my culinary and housekeeping skill are as sounding brass and tinkling cymbals—to my husband, at least. And I am so tired of the same old ways of cooking the same old potatoes!"

Her remark made me wonder why housekeepers adhere to the "same old ways." Why not try new ones?

One hint may be acted upon with advantage to cook and to eaters.

One of the bugbears to the housewife is paring potatoes. It is not a pleasant task, and the necessity of performing it recurs with disagreeable frequency.

The housekeeper is wise if, while the potatoes are in the process of peeling, she pares and cooks more than enough for the repast for which they are intended, and by utilizing the cold left-overs does away with the necessity of peeling more of the tyranni starch-and-water for the next meal.

A majority of the recipes herewith given are based upon the supposition that she has done this.

New potatoes with cream sauce

(Contributed)

Boil the potatoes in salted water until done. Drain and cover with a white sauce made as follows: Put two tablespoonfuls of butter into a saucepan and when it begins to bubble add two tablespoonfuls of flour; let them cook for one minute, then add one pint of hot milk, season with salt and pepper and a half teaspoonful of chopped parsley.

Potatoes, boiled au naturel

Wash, drop into boiling water slightly salted, and cook fast until a fork will pass easily into the largest. Turn off the water, throw in a handful of salt, and set the pot, uncovered, at the back or side of the range, to dry the potatoes "off." Serve in their skins.

Boiled potatoes

Pare with a sharp knife, and as thin as possible. Much of the mealiness of the potato depends upon this. The scullion who slashes away chunks of her beloved edible really deprives it of its chief merit, and all its comeliness. Have a pot of boiling water ready, salt it slightly and boil fast until a fork pierces the largest readily. Throw off the water immediately, sprinkle with salt, and dry out as directed in last recipe.

Baked potatoes (No. 1)

Select fine potatoes of uniform size. Wash, wipe and bake until the largest yields to the pressure of thumb and finger. Serve wrapped in a hot napkin. If the eater will knead his potato skilfully between his fingers before breaking it open, he will find a mealy mass upon opening it. Never cut a baked potato. It makes it "soggy."

Baked potatoes (No. 2)

Pare and parboil; then set in an open bakepan in the oven and bake about half an hour, basting freely with butter or dripping until you have a delicate brown "glaze" upon each.

These may be eaten as a separate dish, or as a garnish for roast beef.

Stuffed potatoes

Bake eight large potatoes until done. Cut off the tops with a sharp knife and scoop out the insides with a small spoon. Set aside the skins for future use. With the back of a spoon mash the potatoes smooth, rub into them two tablespoonfuls of butter, a gill of cream, two teaspoonfuls of finely minced onion, a teaspoonful of minced parsley and salt and cayenne pepper to taste. When you have worked these ingredients to a smooth mass, beat in the stiffened whites of two eggs. Fill the empty potato skins with this creamy mixture, heaping it high. Stand the potato cases on end, side by side, in a baking-pan and set in the oven until the potato protruding from the tops is a delicate brown.

Potatoes on the half-shell

Bake large smooth potatoes, and cut each carefully in half lengthwise. Scrape out the insides, leaving the skins whole. Beat what you have taken out to a cream with melted butter, cream or milk, season with pepper and salt, and fill the "shells," rounding the potato on top. Put a dot of butter upon each and brown lightly upon the upper grating of your oven.

Potato soufflé

Into two cupfuls of mashed potato work three cupfuls of hot milk in which two tablespoonfuls of butter have been half melted. Beat out all the lumps until you have a smooth purée. Season with salt and pepper. Beat four eggs very light and whip them into the potato and milk. When thoroughly mixed pour into a deep greased pudding-dish and bake in a good oven until "set" and delicately browned.

Potato croquettes

Warm in a double boiler two cupfuls of mashed potatoes and stir into this two teaspoonfuls of butter and the beaten yolks of two

eggs. Add enough milk to make the paste of the right consistency to handle easily. With lightly floured hands form into croquettes and set aside to cool. When cold, dip in beaten egg and roll in cracker-dust. Set in the ice-box for several hours longer and fry in deep cottolene or other fat.

Potato fritters

Peel and boil four large potatoes, and when they are cold cut into tiny bits. Make a batter of two eggs—beaten light—a cupful of milk and a cupful and one-half of flour sifted twice with a half teaspoonful of baking-powder. Now add the minced potatoes, mix well and season with salt. Drop this mixture by the spoonful into deep, boiling cottolene or other fat. When the fritters are done lift them out with a perforated spoon, and lay them in a hot colander to drain free of fat.

Scalloped potatoes

Put a layer of sliced cold-boiled potatoes in the bottom of a buttered pudding-dish, sprinkle with crumbs and bits of butter. Put in another layer of potatoes and more crumbs until the dish is full, having the topmost layer of the buttered crumbs. Moisten all by pouring carefully into the dish a cupful of well-seasoned white stock. Bake for twenty minutes.

Stewed potatoes (No. 1)

Peel, cut into neat, *small* dice and lay in cold water for an hour. Put over the fire in boiling water, slightly salted, and cook tender. Turn off the water and pour in a large cupful of hot milk, in which you have stirred a pinch of soda. Boil one minute and stir in a tablespoonful of butter rubbed into one of flour. Pepper and salt, add a tablespoonful of onion juice and a tablespoonful of minced parsley. Simmer for another minute, and serve.

Stewed potatoes (No. 2)

Peel potatoes and cut them into neat squares. Lay in cold water for an hour, drain, and put them over the fire in salted

boiling water. Stew until they are tender, but not soft. Turn into a colander to drain. Cook together in a saucepan a heaping teaspoonful, each, of butter and browned flour, and pour upon them a pint of weak beef stock. When you have a smooth, thick sauce, season with pepper, salt and a little onion juice, and mix with the potato dice.

Hashed and browned potatoes

Pare, cut *very* small and evenly, and put into a saucepan with a finely minced onion and a stalk of celery chopped into tiny bits. Cover with salted boiling water and cook tender. Drain off the water, supplying its place with milk, heated with a pinch of soda. Bring to a bubble and stir in a large tablespoonful of butter, rubbed to a cream with one of flour. Pepper, salt, mix well—but taking care not to break the potatoes—take from the fire, stir and toss for a moment, then turn all into a greased pudding-dish, sprinkle crumbs on the top and brown in a good oven.

Potatoes à la duchesse

Peel and boil enough potatoes to make a pint when mashed. Mix with them the yolk of an egg, two tablespoonfuls of melted butter and the same quantity of cream. Turn this mixture upon a pastry-board and press it flat and smooth. With a sharp knife cut the potato paste into squares of uniform size. Slip a cake-turner under each square and transfer it carefully to a greased baking-pan. Set in a cold place to stiffen, then sprinkle with grated Parmesan cheese, and bake in a quick oven to a delicate brown.

Potatoes à la Lyonnaise

Cut cold boiled potatoes into tiny dice of uniform size. Put two great spoonfuls of butter into the frying-pan and fry two sliced onions in this for three minutes. With a skimmer remove the onions and turn the potatoes into the hissing butter. Toss and stir with a fork that the dice may not become brown. When hot,

add a teaspoonful of finely chopped parsley and cook a minute longer. Remove the potatoes from the pan with a perforated spoon, that the fat may drip from them. Serve very hot.

Savory potatoes

Heat in a double boiler a quart of milk and put into it three sliced onions. Boil for ten minutes, strain out the onions, return the milk to the fire, and stir into it two teaspoonfuls of butter rubbed into two of flour, and two teaspoonfuls of minced parsley. When the milk is as thick as cream, add to it two cupfuls of sliced cold boiled potatoes. Season with pepper and salt, and as soon as the potatoes are hot, pour all into a greased pudding-dish, sprinkle bread-crumbs over the top and bake until brown.

Potatoes and corn

(A "left-over.")

Cut the kernels from six ears of boiled corn. Cut eight cold boiled potatoes into small dice of uniform size. Put into a frying-pan a tablespoonful of butter and turn the potatoes and corn into this; salt and pepper. Fry, tossing and stirring constantly, for ten minutes.

Fried potato hash

Chop cold boiled potatoes, season with salt, pepper and onion juice. Have two tablespoonfuls of good dripping, hissing hot, in a frying-pan; put in the potatoes and pat smooth. Cook slowly, turning the frying-pan occasionally that they may brown evenly on the bottom. In about twenty minutes they should be nicely colored and crusted into a thick sheet. Reverse carefully upon a hot platter.

Brown creamed potatoes

Cut eight potatoes into small dice of uniform size, boil tender in salted water, drain and stir into a pint of milk which has been thickened with a tablespoonful of flour rubbed into one of butter; season. Turn all into a deep dish and bake until brown.

Potatoes with cheese sauce

Boil a dozen potatoes and, while hot, mash soft with hot milk and melted butter, adding salt and white pepper to taste. Whip light and heap in the center of a fire-proof platter. Smooth the sides of the mound with a knife and carefully remove about a cupful of potato from the center of the mound, leaving a cavity in its place. Dip a feather or brush in the beaten white of an egg and wash the inside of the hollow and the top and sides of the mound with this. Now set in the oven to get very hot and to brown lightly. When done draw to the door of the oven and fill the hollow with the sauce—made according to the following recipe—sprinkle the potatoes and cheese with crumbs and return to the oven for five minutes before sending to the table.

Sauce for the above

Heat a cupful of milk with a generous pinch of soda; season with pepper, salt and onion juice, and thicken with a heaping tablespoonful of butter cooked to a roux with one of flour; cook one minute and add three large spoonfuls of grated Parmesan cheese.

Mashed potatoes

Boil and mash white potatoes and whip to a cream with a cupful of hot milk and a tablespoonful of melted butter. Whip for fully five minutes with two forks, then pile upon a hot platter.

Potato hillock

Boil potatoes, dry at the back of the range, salting well, and rub through a vegetable press or colander upon a fire-proof platter. As they fall let them form a conical hillock in the middle of the platter. Grate cheese thickly over the hillock and brown lightly upon the upper grating of your oven.

Potatoes Parisienne

Parisienne potatoes are cut into small balls from raw potatoes with a French vegetable cutter or a round spoon. They may be either fried, or boiled and served with maitre d'hôtel sauce.

French fried potatoes

Peel potatoes, cut into strips, and lay in iced water for at least an hour. Drain and pat dry between the folds of a clean dish-towel that should absorb every drop of moisture. Have ready a kettle of deep cottolene or other fat, heated gradually until it is boiling hot. Test this by dropping in a bit of the potato. It should rise to the top and brown immediately. Put in the potatoes, fry to a golden brown, drain, first in a hot colander, then shake in heated tissue paper before transferring to a hot dish lined with a napkin.

Saratoga chips

Peel the potatoes and proceed as directed in preceding recipe when you have cut them into slices as thin as shavings.

Potatoes au gratin

Slice potatoes thin and put in layers in a greased pudding-dish, sprinkling each layer with salt, pepper and bits of butter. When all are in, pour in a gill of hot water or hot milk, and sprinkle the top layer of potatoes thickly with cracker-crumbs mixed with salt and pepper and bits of butter. Bake, covered, for half an hour. Uncover and brown.

Potato omelet

Make an omelet in the usual way; have ready by the time it is done, and lay upon it, this mixture, then fold down:

Cook one small minced onion in one tablespoonful of dripping until yellow, add one cupful of cold boiled potatoes, chopped fine, and cook until slightly colored, stirring frequently. Shake into it a little pepper and salt and one teaspoonful of finely minced parsley.

Set into the oven to keep warm until the omelet is ready.

Potato dumplings (No. 1)

Grate ten or twelve large raw potatoes. Put the grated pulp into a muslin bag and press out the juice. Turn into a bowl and

add one-third as much boiled potato that has been run through a vegetable press. Salt to taste and beat in a raw egg until you have a smooth, creamy paste. Make into dumplings with well-floured hands, and roll each in flour to prevent them from sticking together while they are boiling.

Have a pot of water at a hard boil, drop in the dumplings and cook from ten to twelve minutes. Test by taking one out and cutting in two to see if it is done in the center. Take up with a skimmer and serve at once, as they soon get heavy.

Serve them with any kind of roast meat, or alone with gravy.

Potato dumplings (No. 2)

Peel medium-sized potatoes that have been partly boiled (not quite soft). When cold, grate; to three parts of the potatoes take one part of grated wheat bread, and add small squares of wheat bread browned in butter, then crushed into crumbs.

To each pint of the above add two eggs, well-beaten, two ounces of melted butter and nutmeg to suit taste. Mix all thoroughly and form into round dumplings the size of an egg, or larger, as preferred. Roll in flour and boil in salted water until dry inside, or about fifteen minutes.

Serve with roast meats.

Always use mealy potatoes.

Potato balls ("Kartoffelklöße")

(A German recipe.)

Peel, boil and mash potatoes; put aside to cool.

Three cupfuls of potatoes, one cupful of bread, two eggs, well-beaten, separately; pepper, salt and nutmeg to taste, and some chopped parsley that has been heated in butter. The bread should be prepared as for croutons, crusts removed, cut in squares, browned in butter in the oven, then crushed. The mixture should be very stiff. Mold into small balls and drop into boiling, well-salted water; keep water boiling for fifteen minutes, when the klöße should be about twice the original size and done to the cen-

ter. They may be served with bread-crumbs browned in butter, placed on the top of each dumpling, or with tomato sauce. With chopped meat filling the center of the dumplings they can also be varied. If too moist, use flour or bread-crumbs in molding. A good cook has the knack of dropping from the spoon without molding, but this is hard to do. The klösse should be the size of small apples when finished. Americans very often use a trifle of baking-powder to insure lightness in these. Germans depend on good beating.

SWEET POTATOES

Boiled sweet potatoes

Wash and cook in boiling water until soft. Set in a moderate oven for ten minutes to keep them from being watery.

Baked sweet potatoes

They are seldom cooked in any other way at the South, where they are native to the soil, and at their best estate.

Wash and wipe and bake in a good oven until tender.



Glazed sweet potatoes

Parboil in their skins, peel and lay in a bake-pan. Cook, basting often with butter, until they are a golden brown.

Scallop of sweet potatoes and bacon

This is a good "left-over" when you have a little cold corned ham and some cold boiled or baked sweet potatoes. Mince the meat—the fatter the better—and put a layer in the bottom of a bake-dish. Cover with sweet potato dice, pepper, and put in more bacon. When all the materials are used up, cover with crumbs; add enough milk to wet the crumbs, cover and bake half an hour. Uncover and brown.

Sweet potatoes au gratin

Parboil the potatoes, peel and slice while hot. Butter a deep dish well; put in a layer of potatoes, sprinkle with sugar, salt, pepper, and dot with butter; then a stratum of fine crumbs; season in the same way, leaving out the sugar. The uppermost layer should be of crumbs and well buttered. Pour in four tablespoonfuls of warm water to generate steam, cover closely and bake half an hour. Uncover and brown.

This is an especially nice dish for a family dinner, and always liked by children.

Buttered sweet potatoes

Boil sweet potatoes and peel them. Lay in a deep dish and upon each potato put a teaspoonful of butter. Set in the oven and heat until the butter sizzles about the edge of the dish. Then send to the table.

Sweet potato croquettes

Into two cupfuls of boiled and mashed sweet potatoes beat a tablespoonful of butter, and stir in a saucepan over the fire until smoking hot. Now remove and add a tablespoonful of cream and the yolks of two eggs. When cold, form into croquettes and roll each croquette in beaten egg and cracker-crumbs. Arrange all on a platter and set in a cold place for several hours before frying in deep cottolene or other fat to a golden brown.

Sweet potato puff

Into two cupfuls of boiled and mashed sweet potatoes beat three whipped eggs, a cupful of milk, two tablespoonfuls of melted butter and seasoning to taste. Beat hard and bake in a greased pudding-dish.

Sweet potato and chestnut croquettes

Boil and mash enough sweet potatoes to make two cupfuls, and enough Spanish chestnuts to make one cupful. Rub the nuts and

potatoes together while hot and beat into them two tablespoonfuls of butter, four teaspoonfuls of cream, two beaten eggs, and season to taste. When cold, form into croquettes, roll in egg and cracker-crumbs, and set in a cold place for an hour before frying in deep, boiling cottolene or other fat.

RICE

Boiled rice

Into three pints of hot salted water, when at a fast boil, throw half a cupful of raw rice, previously washed and picked over. Keep it at a furious boil for twenty minutes, when test a grain to see if it is done. If it is soft, drain away every drop of water; set the uncovered pot at the back of the range for two minutes to dry off the rice, and serve. Not a spoon should touch it while cooking, and each grain should be whole and apart from the rest.

This, the one and only way to boil rice properly, is also the easiest. Shake the saucepan up three times while the rice is in cooking, to make sure it does not clog.

Pasty rice is as abhorrent to those who have eaten it cooked according to this recipe as sodden, gluey potatoes.

Serve in a hot, uncovered dish. Eat with butter, salt and pepper, and you will not regret the tyrant potato, should he fail to appear.

Buttered rice

Spread three cups of cold boiled rice upon a platter and set in the open oven that every grain may dry. Meanwhile, heat a little butter in the frying-pan and fry a sliced onion in it. When the slices are browned remove them with a perforated spoon, and lay the rice by the spoonful in the pan. Stir until each grain is coated with the butter; turn the rice into a heated colander, shake hard, and set at the side of the range for five minutes. Serve in a deep vegetable dish.

Rice croquettes

Boil as directed in first recipe; drain, and beat in two whipped eggs, half a cupful of milk (or cream if you have it), a little butter, a teaspoonful of sugar, a little mace, pepper and salt. Set by until perfectly cold, form into croquettes, roll in egg and fine crumbs, leave on ice for an hour and fry in boiling deep cottolene or other fat.

You can make the croquettes of cold boiled rice if you have it, but it is hardly as good for the purpose as the hot. The croquettes seldom have the consistency of those made up while the rice is hot.

Rice and tomato croquettes

When the rice has boiled ten minutes drain off the water and cover the rice with tomato juice, already heated and seasoned with pepper, salt and sugar. Cook ten minutes more, or until the rice is tender. Take from the fire, add a great spoonful of butter and a teaspoonful of onion juice; the beaten yolks of three eggs, and, when you have beaten these in, two tablespoonfuls of grated Parmesan cheese. Set in a pan of boiling water and stir over the fire for five minutes. Turn out and let it get perfectly cold. Make into croquettes, roll in egg and cracker crumbs; set on ice for an hour and fry in hot, deep cottolene or other fat. Drain and serve.

Boiled rice with tomato sauce

Boil in the usual way, dish, and pour over it, loosening with a fork that the sauce may penetrate to every part, a generous cupful of rich tomato sauce, seasoned with pepper, salt, onion juice and sugar, and, finally, with two tablespoonfuls of grated cheese.

Savory rice

Prepare as in last recipe, but add a small cupful of good stock to an equal quantity of tomato sauce; cook together for two minutes and pour over the rice.

Rice pudding as a vegetable

Boil one cupful of raw rice twenty minutes, or until soft, but not broken. Beat four eggs light, and when you have stirred a tablespoonful of butter into the rice add these and season with pepper and salt. Stir in, gradually, a scant quart of milk; beat all well for one minute, turn into a buttered pudding-dish and bake, covered, half an hour; then brown.

It should be as light as a soufflé, and must be eaten at once. A pleasing accompaniment to roast poultry of any kind.

Savory rice pudding

Boil and drain a cupful of rice. Stir into it, while hot, a tablespoonful of butter and a cupful of hot milk with which has been mixed a teaspoonful of corn-starch dissolved in cold water. Add a well-beaten egg, salt and pepper, and spread upon a platter to cool. Meanwhile make ready two cupfuls of chopped meat of almost any kind—poultry, veal, lamb, mutton, beef, giblets, liver—or a mixture of several—whatever you have on hand. Chop half a can of mushrooms and work in; season highly with paprika, kitchen bouquet and onion juice. Some even put in a little curry. Moisten slightly with gravy and when the rice has cooled mix all well together. Butter a cake mold lavishly, put the pudding into it; fit on a close top and set in a pot of boiling water. Cook steadily for at least two hours. Dip the mold into ice-water to loosen the pudding from the sides, and turn out upon a hot platter.

Send tomato sauce, mixed with grated cheese, around with it, or any gravy you may chance to have left over.

Molded rice (No. 1)

Boil a cupful of raw rice ten minutes; drain and pour over it, in place of the water, two cupfuls of chicken gravy or stock made from chicken, duck or turkey bones, seasoned well with salt, pepper and onion juice. Set in boiling water uncovered,

and cook gently until quite dry. Turn into a bowl wet with hot water, press down firmly and reverse the bowl upon a hot platter. Cover the mound with grated cheese, brush all over with beaten white of egg, sift grated cheese upon the egg, and set upon the top grating of your oven to color slightly.

Molded rice (No. 2)

Boil a cupful of rice in plenty of hot salted water until soft. Drain and dry off. Stir into it a great spoonful of butter, a teaspoonful of onion juice and the beaten yolks of two eggs, with salt and pepper to taste. Stir over the fire in a bowl set in boiling water for two minutes, using a fork that you may not break the rice to pieces. Turn into a round-bottomed bowl wet with cold water, and press down hard. Reverse the bowl upon a fire-proof platter, cover the molded rice thickly with a meringue made of the whites of the eggs beaten stiff, and set upon the top grating of the oven for three minutes to form.

Eat with drawn butter.

Spanish rice (very nice)

Boil one cupful of rice until tender in plenty of boiling water, salted; drain and dry off. Chop a quarter of a pound of fat salt pork, and fry in a pan. When it hisses put into the pan two medium-sized onions, also minced. Chop two green sweet peppers (seeded, of course), and mix with the rice, then the pork and onions, and enough tomato sauce to moisten the mixture well. Butter a bake-dish, add salt and pepper, if needed, to the rice, and put into the dish. Coat thickly with fine crumbs and bake, covered, for twenty minutes; then brown.

Rice timbales

Pack hot boiled rice in slightly buttered timbale molds; let them stand in hot water for ten minutes; run a pointed knife around the sides; turn from the molds and serve as a garnish for curried meats or boiled fowl.

SALSIFY, OR OYSTER-PLANT**Stewed salsify**

Scrape the roots, throwing them at once into cold water, that they may not blacken. Cut into inch lengths and put over the fire in boiling salted water. Stew until tender. Drain off the water and pour upon the salsify in the saucepan a cup of hot milk. After it has simmered five minutes add a tablespoonful of butter and three tablespoonfuls of cracker dust; season to taste and serve.

Mock fried oysters

Wash, trim and cook a bunch of oyster-plant (or salsify) in boiling salted water until tender. Drain and scrape off the skin. Mash well, and if stringy rub through a colander.

To one pint of the mashed salsify add one teaspoonful of flour, one tablespoonful of butter, one well-beaten egg, and salt and pepper to season highly. Take up a small spoonful and shape it into an oval about the size of a large oyster; dip each lightly in flour or very fine cracker crumbs, and brown on each side in hot butter.

Salsify fritters

Scrape the salsify and grate it fine. If you have a machine for grinding vegetables, use that, as the process of grinding is so rapid that there is not time for the salsify to discolor before it is prepared. Have made a batter of two beaten eggs, half a cupful of flour, a gill of milk, and salt to taste. Beat hard, and whip the grated salsify into this. Drop by the spoonful into deep, boiling cottolene or other fat. When the fritters are of the right shade of brown, drain them quickly in a hot colander to free them of superfluous grease. Serve very hot.

Scalloped salsify

Wash and trim, but do not scrape fine roots of salsify. Boil in salted water until tender. Drain, scrape, clean and cut into

inch lengths. Pack into a buttered bake-dish, alternately with thick white drawn butter, well seasoned, and fine bread-crumbs, seasoned and buttered. The top layer should be crumbs wet with cream. Cover closely and bake half an hour; then brown delicately.

Not a bad imitation of scalloped oysters.

SPINACH

"SPINACH is one of our most valuable vegetables. It contains salts and is slightly laxative. In order to retain all the nutritive value and the salts in the spinach it is best to cook in a steamer. It should be cooked just long enough to be tender, which is from ten to fifteen minutes. Spinach, if cooked too long, will lose its flavor and color."

Thus writes an able authority upon dietetics. In three sentences we have here condensed the cardinal rules for preparing this queenly esculent for the use of the human animal. Opposed to one clause of the summary we have the story of a noted epicure who found spinach so much better when warmed up for the thirteenth time that he ordered his cook to cook it thirteen times on the first day of serving.

Boiled spinach, plain

Pick over the spinach, rejecting all yellow or dried leaves. Wash in four waters, letting it soak in the last cold bath for three-quarters of an hour. Put into a large pot over the fire with just enough cold water to cover it. Cook for twenty minutes, or until tender. Drain in a colander, then turn into a wooden chopping-bowl and chop very, *very* fine. Return the spinach to the saucepan, stir into it a great spoonful of butter, and salt and pepper to taste. Mound the spinach on a hot platter, and garnish with slices of hard-boiled eggs.

Spinach à la crème

Pick over and wash the spinach as in the last recipe. After soaking in the fourth water, put the leaves, with the moisture still clinging to them, into a large pot, and cover closely. The moisture on the leaves and the juice of the vegetables will form enough liquor to prevent scorching. Cook for twenty minutes, stirring well several times during the process. Sprinkle with salt and turn into a colander to drain. Press out the liquid, turn the spinach into a chopping-bowl and chop as fine as possible. Cook together in a saucepan one tablespoonful of flour and two of butter, and, when they are blended, pour the spinach upon them. Season and cook for several minutes, stirring constantly. Pour upon the spinach a small cupful of cream in which a pinch of soda has been dissolved, and cook three minutes longer, still stirring. Now add pepper and salt to taste and a pinch of nutmeg, and beat hard for three minutes. Serve smoking-hot, garnished with small triangles of toast.

Spinach puff

Boil as in the former recipe, chop "exceeding small," and beat in a tablespoonful of melted butter, salt, pepper and a pinch of nutmeg. Set aside until cool, then stir in a gill of cream, the whipped yolks of two eggs and the stiffened whites of three. Beat hard and turn into a deep, greased pudding-dish. Bake for twenty minutes, and serve at once.

Spinach soufflé

Boil the spinach and chop fine. Add the beaten yolks of two eggs, a tablespoonful of melted butter, salt and pepper to taste. Set this mixture away to cool. When cold, beat into it a half-gill of cream and the frothed whites of three eggs. Turn into a buttered pudding-dish, and bake quickly in a hot oven to a light brown. Serve as soon as it is removed from the oven.

Spinach pâtés

Boil the spinach, press out every drop of water and chop fine. Cook together in a saucepan a tablespoonful of butter and two of flour. Add the spinach with pepper and salt to taste; cook for five minutes. Butter the insides of muffin-tins or pâté-pans, and press the spinach hard into these. Set in the oven to keep hot while you make a white sauce. Carefully turn out the forms of spinach on a hot platter, lay a slice of hard-boiled egg on the top of each form and pour the white sauce around it.

SQUASH

THE summer squash differs from the winter variety in having a tender shell and in being very juicy. Both may be cooked in a variety of ways, and form many appetizing dishes. In opening the winter squash it is often necessary to exert great strength to break through the outer rind—some housekeepers using a small saw for the purpose. The summer vegetable may be easily peeled or sliced with an ordinary case-knife.

Boiled squash

Wash two summer squashes, pare them, and cut into pieces about an inch square. Put them over the fire in a saucepan of boiling water and boil steadily for twenty-five minutes. Drain in a colander, pressing hard to extract the water, turn into a wooden bowl and mash with a potato-beater until free from lumps. Now beat in a heaping tablespoonful of butter; salt and pepper to taste. Return to the fire just long enough to get very hot, stirring all the time. Serve in a deep vegetable dish.

Baked squash

Peel, boil and mash two small squashes. When cold, beat in two tablespoonfuls of melted butter, two whipped eggs, a gill of cream and salt and pepper to taste. Turn into a greased bake-

dish, sprinkle with bread-crumbs and bake for a half-hour. A good way to use squash left over from yesterday.

Creamed squash

Peel two summer squashes and cut into dice of uniform size. Boil for fifteen minutes in salted water, or until tender, but not broken. Drain carefully in a colander and keep hot while you cook together two heaping teaspoonfuls of butter and the same quantity of flour until they bubble; then pour upon them a cupful and a half of sweet milk. Stir until smooth; turn in the squash dice, season liberally with salt and white pepper, and serve.

Scalloped squash

Peel, wash and boil three summer squashes according to directions given in the recipe for boiled squash. Beat two eggs light, and whip into them a small cupful of rich sweet milk, and a tablespoonful of melted butter. Beat this mixture into the mashed squash, season with salt and pepper and turn all into a greased pudding-dish. Sprinkle with bread-crumbs and bits of butter, and bake.

Squash pancakes

Boil and mash two squashes, and when cold beat into them two tablespoonfuls of melted butter, a quarter of a teaspoonful of salt, a pint of milk, two eggs and a cupful of flour in which has been sifted a teaspoonful of baking-powder. Beat hard for five minutes. Have a soapstone griddle heated, and drop the mixture by the spoonful on this. If the cakes are too stiff, add a little more milk. Serve hot with butter. These are good with broiled steaks or chops.

Squash fritters

Peel and slice the squash, and boil in salted water for a little over five minutes. Carefully remove the slices and drop into iced water. When cold, drain in a colander and pat dry between the folds of a dish-towel. Dip each slice in beaten egg, then in

cracker crumbs, and when all are thoroughly coated set in a cold place for an hour. Have ready a kettle of boiling dripping; drop the squash slices carefully into this and fry to a golden brown. Drain in a heated colander, sprinkle with pepper and salt, and serve.

TOMATOES

THE nineteenth century was a third gone before the world on this side of the sea began to appreciate the beneficent qualities of what our foremothers used to call "love apples." There is no other vegetable that is of more value as a liver regulator and blood-cooler than the tomato. The small quantity of calomel it contains acts as a corrective of biliousness, and stimulates all the secretions of the body to activity. Eaten raw, it is cooling and delicious, and it may be cooked in so many and varied forms that one does not soon weary of it.

In the average home it appears as a salad, in soup, stewed, and perhaps baked or scalloped. When it has been thus served many housekeepers consider that they have exhausted its capabilities. On the contrary, they have hardly touched upon its possibilities.

The increasing familiarity with sauces as the cook's potent aids in converting old dishes into new, has made tomato sauce popular as an accompaniment of certain compounds of macaroni, but even those who use the sauce in this manner do not all know how admirable it is served with boiled or baked fish, or with roast mutton, or as a vehicle for shrimps, or as a zest for eggs. Apart from this, the tomato, not made into a sauce, but employed either fresh or canned, may come to the table in a variety of easily-prepared and savory combinations that will appeal to the family caterer as being the new and inexpensive dishes she is always seeking.

Raw tomatoes

Never scald them. Pare and strip off the skins. Set on ice until you are ready to serve. Cut up quickly, lay within a chilled bowl and season, as you serve, with French dressing.

Raw tomatoes and cucumbers

Cut off the tops of large, firm tomatoes and carefully remove most of the pulp. Keep pulp and tomatoes in the refrigerator while you peel and cut into small dice ice-cold cucumbers. Mix the cucumber dice with the tomato pulp, fill the tomato shells, set them on crisp lettuce leaves and pour a great spoonful of mayonnaise dressing over each.

Creamed tomatoes

Cut firm tomatoes into thick slices and fry them until tender in a couple of spoonfuls of butter. Have ready a white sauce made by cooking together a tablespoonful, each, of butter and flour to the bubbling point, and then pouring upon them a half-pint of milk—or, better still, a half-pint of mingled milk and cream. Cook, stirring constantly, until the sauce thickens, dish the tomatoes and turn the sauce upon them, after seasoning them suitably with pepper and salt.

Stewed tomatoes

Peel, slice and put a quart of tomatoes over the fire in a nickel-steel-plated or agate saucepan—never in tin. Stew fast twenty minutes. Season with a lump of butter rolled in flour, a teaspoonful of sugar, salt and pepper to taste, and two teaspoonfuls of onion juice. Stew five minutes longer, and serve.

Some cooks substitute fine dry crumbs for the flour. Unless some thickening is used, the tomatoes will be watery and thin.

Raw tomatoes and whipped cream

Pare large, smooth tomatoes carefully, and set on ice until chilled to the heart. Cut each in half when ready to serve, sprinkle lightly with salt and paprika, and heap with whipped cream.

A welcome entrée in summer. Send around heated and but-

tered crackers and cream cheese with them, or thin slices of buttered graham bread.

Tomato croquettes

These can be made either of fresh or canned tomatoes. Rub through a colander half the contents of a can of tomatoes into a saucepan with a thin slice of onion, salt, pepper, two or three cloves, and one tablespoonful of sugar. Cook for fifteen minutes, thicken with corn-starch—four teaspoonfuls of it rubbed to a cream with a generous lump of butter. Let it boil up and add one egg. Pour the mixture out to cool. When cool, form into croquettes, and dip them, first, in beaten egg, then in fine crumbs; set on ice for two hours before frying in deep, boiling cottolene or other fat.

Stuffed tomatoes (No. 1)

Cut the tops from large, firm tomatoes, and with a small spoon scoop out the insides. To half of this pulp, chopped, add as much minced boiled ham and two tablespoonfuls of bread-crumbs, Season to taste and fill the tomatoes with this mixture. Set in a baking-pan and bake for twenty minutes, covered; then brown.

Stuffed tomatoes (No. 2)

Cut the tops from large tomatoes and scrape out the pulp. Mix with this one part of bread-crumbs to two parts of minced boiled ham. Fill the tomato shells with this mixture, put a bit of butter upon the top of each, and set, side by side, in a bake-pan. Pour a cupful of soup stock over and around the tomatoes, and bake until tender.

Scalloped tomatoes

Grease a pudding-dish and put in the bottom of it a layer of peeled and sliced tomatoes. Cover with a layer of salted and peppered crumbs, sprinkle with bits of butter and a little sugar. Now put in another stratum of tomatoes and more crumbs. When the dish is full pour over all a cupful of well-seasoned soup stock, sprinkle the top with crumbs, and bake, covered, for fifteen minutes. Uncover and brown.

Tomatoes and corn

Put a cupful, each, of stewed tomatoes and boiled corn over the fire together, bring to a boil, add half a teaspoonful of white sugar and, if you like, a dash of onion juice; cook one minute longer and serve.

A good way of using yesterday's left-overs of these vegetables.

Tomato fritters

Make a batter of a cupful of flour, a cupful of water, a tablespoonful of butter, a saltspoonful of salt and the white of an egg. The water should be just warm enough to melt the butter, but not hot. Stir the two into the sifted and salted flour, mixing carefully, and, lastly, beat in the whipped white of an egg. Into the batter thus made dip rather thick slices of peeled tomatoes, and fry in deep hot fat to a light, delicate brown. The tomatoes may be sprinkled with salt and pepper before dipping them in batter, or the fritters may be seasoned after they are cooked.

Tomatoes stuffed with meat

Select large, firm tomatoes, cut off the tops and scoop out the inside pulp. Do not peel. Chop fine a cupful of cold meat—it may be fowl, tongue or ham, or even lamb, mutton or beef, if the latter are well seasoned. With the meat put a half cupful of fine bread-crumbs, a tablespoonful of butter, and salt, pepper, parsley and onion juice. The quantity of these to be used must be determined by the amount of seasoning there is already in the meat. After sprinkling the inside of the tomato shells with a very little salt and pepper fill them with the mixture of meat, crumbs, etc. If this seems too dry it may be moistened with a small quantity of gravy or soup stock, or even with milk or cream. Arrange the tomatoes in a pudding-dish, replace the tops, lay a cover over them and bake half an hour. Serve in the dish in which they were cooked.

Tomatoes stuffed with corn

Prepare the tomatoes as in the preceding recipe, place them in the bake-dish and fill them with a mixture of a cupful of grated green corn, half a cupful of bread-crumbs, a tablespoonful, each, of milk and butter, a teaspoonful of white sugar, and salt and pepper to taste.

Tomatoes stuffed with rice

Fill tomato shells prepared as above directed with cold boiled rice, to which have been added two tablespoonfuls of melted butter, half a teaspoonful of onion juice, salt and paprika. When the shells are filled strew the contents of each thickly with grated cheese before laying on the tops. Bake, covered, half an hour.

Tomatoes stuffed with macaroni

Prepare as in last recipe, substituting cold, boiled macaroni, chopped, for the rice, and mixing cheese with the filling, besides strewing it on the top.

Tomatoes à la crème

Cut unpeeled tomatoes into thick slices. Put into a frying-pan three tablespoonfuls of butter, and fry the tomatoes for three minutes in this, or until they are tender. Remove carefully and keep hot on a platter set in an open oven. Into the butter in the pan stir a tablespoonful of flour and cook until thoroughly blended; then pour in gradually a half-pint of rich milk in which a pinch of soda has been dissolved. Stir all to a smooth sauce, season and pour over the fried tomatoes.

Tomatoes and poached eggs

Cook tomatoes by either of the preceding recipes, or stew them until tender. If you do the latter, strain off the thin, watery liquor that comes from them in cooking, and set it aside for sauces or for seasoning. Make of the thick portion of the to-

mato a layer in the bottom of a platter, seasoning to taste with pepper and salt, and, if desired, with a few drops of onion juice; make all very hot and lay on the bed thus prepared carefully poached eggs. If fried eggs are preferred, they may be substituted. Dust them with a little salt and pepper and serve at once.

Tomato omelet

Peel and chop four tomatoes. Soak a cupful of bread-crumbs in a cup of milk and stir them into five beaten eggs. Add the chopped tomatoes, season to taste and turn into a frying-pan in which two tablespoonfuls of butter have been melted. Cook until set, turn upon a hot platter, pour tomato sauce about the omelet, and send at once to the table.

Curried tomatoes

Put into a frying-pan a heaping tablespoonful of butter and half a small onion, grated. Cook until the latter begins to brown—about two minutes—and stir in a scant teaspoonful of curry powder. In this fry thick slices of tomato until tender, sprinkle with salt and serve.

Another method of preparing curried tomatoes is to cook them by the recipe given for creamed tomatoes, adding a teaspoonful of curry powder to the cream sauce and pouring this over the fried tomatoes.

Curried green tomatoes

Cut large green tomatoes into very thick slices. Melt in a frying-pan three tablespoonfuls of butter and fry in this a small onion, sliced. At the end of two or three minutes stir into the melted butter a teaspoonful of curry powder. Lay the tomatoes in this mixture and fry them on both sides. When done, drain, sprinkle with salt and pepper, and serve.

TURNIPS

Mashed turnips

Peel, lay in cold water for an hour; boil tender in hot, salted water; throw this off and fill up the pot with boiling water, slightly salted. Cook five minutes in this, drain well and rub through a colander or vegetable-press. Beat in a lump of butter rolled in a little flour, salt and pepper to taste; return to the saucepan and cook one minute, stirring all the time.

Turnips boiled, plain

Pare and quarter. Cook tender in two waters; drain, dish; pour a little melted butter, seasoned with pepper and salt, over them, and serve *hot*.

Young turnips stewed with cream

Pare, lay in cold water one hour; cook tender in two waters; drain and cover with hot cream (heated with a pinch of soda) or hot milk, if you have no cream. Simmer gently for five minutes; stir in a white roux made by cooking together a tablespoonful of butter and one of flour, salt and pepper, and serve very hot.

Young turnips with white sauce

Peel, lay in cold water for an hour; boil for ten minutes in fresh water, cover with boiling, slightly salted water, and cook tender. Drain, dish, season and pour over them a good white sauce of drawn butter.

Fried turnips

Peel and slice young turnips, dropping them into cold water as you do so. Turn into a pot of boiling water, and cook for twenty minutes. Drain carefully, so as not to break the slices. When cold, dip each slice in beaten egg, then in salted cracker dust, and

spread all upon a platter. Let them stand for an hour and fry in deep, boiling fat to a golden brown.

Turnips and carrots sautés

Peel and cut into dice of uniform size enough cold boiled turnips and carrots to make a cupful of each. Mix and sprinkle with salt and pepper. Melt two tablespoonfuls of butter in a frying-pan and turn the vegetable dice into this. Toss and turn in the hissing butter for five or ten minutes; drain in a hot colander and dish.

Kohlrabi turnips

Separate the turnip of the vegetable from the leaves that surround it and wash thoroughly. Cut into quarters and boil for twenty minutes in salted water. Drain; sprinkle with salt and pepper, and serve hot with melted butter.

Kohlrabi with leaves

Remove the outer leaves from the swelled stalk, or turnip; wash thoroughly and throw into cold water. Drain both and put them on to boil in separate vessels of salted water. When the turnips have cooked for ten minutes, drain and pour over them fresh boiling water, to which a tablespoonful of vinegar has been added. Boil for ten minutes longer; drain, scrape and slice. Dip the slices, one by one, in melted butter and lay about the edge of a hot platter. Drain the leaves which have been cooked tender, turn into a chopping-bowl and chop very fine. Return to the fire with two tablespoonfuls of butter, pepper and salt to taste. Beat to a smoking mass, and heap in the center of the heated platter, about the edge of which you have laid the sliced vegetable.

A WORD ABOUT NUTS

NUTS of all kinds are gaining in favor as articles of diet, and are at their best in the autumn and winter. They may be bought, shelled and packed in boxes, so that they are ready for immediate use. The housekeeper of moderate means, with an abundance of time at her disposal, will find that it is cheaper to buy the nuts in their shells and crack them herself. If she is so fortunate as to be able to despise the petty economies she will rejoice in the prepared nuts. They will save her much tedious labor.

If Spanish chestnuts are not to be procured when wanted, large domestic chestnuts may be boiled and used in their stead.

Chestnut croquettes

Boil a quart of Spanish chestnuts in salted water. While still hot, remove the shells and skins and rub the nuts through a colander. With a wooden spoon work to a smooth paste, adding, as you do so, a tablespoonful of butter, a saltspoonful of salt, a dash of paprika, a quarter of a teaspoonful of onion juice, a handful of fine bread-crumbs, and the unbeaten yolk of an egg. Put the paste in a double boiler over the fire and heat through. With floured hands form into croquettes, dip in beaten egg, then in cracker dust, and lay on a platter in the refrigerator for two hours. Fry in deep, boiling cottolene or other fat; drain in a colander, and serve very hot.

English walnut croquettes

Crack, extract the kernels, blanch by pouring boiling water over them, stripping off the loosened skins and dropping into cold water. Leave there for ten minutes; take out, dry between two soft towels and, when crisp and perfectly dry, proceed as with chestnuts in last recipe.

Peanut stuffing for roast duck

Prepare the ducks for roasting and make a stuffing of bread-crumbs seasoned with butter, pepper and salt. Chop a cupful of roasted and shelled peanuts to a powder and rub them into the bread-crumbs. Stuff the ducks with this mixture and roast, basting frequently.

Savory chestnuts

Boil and shell and skin large Spanish chestnuts; break each in half and cover with a thin giblet gravy. Or you may make a gravy of the legs and necks of a pair of fowls, and thicken it with browned flour rolled in butter. The gravy must be brown. Cook the chestnuts in it for ten minutes. This is a pleasing accompaniment to roast poultry of any kind, particularly roast turkey.

EVEN-THREADED LIVING

"COME what may, appearances must be kept up!" wrote a venerable gentlewoman to her daughter, with whom life had grown suddenly hard by reason of her husband's pecuniary losses. "Show a brave front to the world although there may be an empty purse and an empty larder behind it. *Noblesse oblige!*"

The motto is grand—sometimes sublime.

There is an heroic side to the question, of which I shall treat presently.

The ignoble side, and that which forms the basis of most treatises on this subject, crops up when appearances are all in all, and make the life a continual lie, like an embroidered silk stocking drawn over an unwashed foot.

One of my childish recollections is of a rich woman, whose "pair of parlors," as she called them, were richly carpeted, curtained and furnished, as was also a spacious dining-room on the same floor. When there was no company the family sat in a back room adjoining the kitchen. The worthy woman, visiting a sister-housewife, was scandalized at learning that she, her husband and six children actually used the parlors "every day and Sunday, too," and ate habitually in a dining-room "where there was an elegant Brussels carpet on the floor."

"My dear Mrs. Blank!" cried the wealthy economist, "do you expect to have all this and heaven, too?"

"I expect to enjoy heaven the more for having made the best of the Father's gifts to me here," answered the matron of advanced ideas.

Ideas, which I record with devout gratification, are fast relegating to a dusty and dishonored past, the "best room" of farmhouse and town mansion never opened except for visitors. With

it is going the basement sitting-room, "low" in every sense of the word, which used to be thought good enough for the family. Expensive furniture, kept with real china and solid silver for "occasions"—that is, when appearances must be kept up before comparative strangers and acquaintances for whom, taken as individuals, the appearance-worshippers care less than nothing; fine clothes, worn above mean undergarments; sounding phrases aired, like the reserve of linen sheets, for company use—have more influence upon character than we are willing to believe. It is well to put the best foot foremost. It is better to have both feet decently shod and alike serviceable. Each of us knows plenty of people who have company tones, company smiles, company phraseology, company opinions—*unwisely* kept for show. One and all, singly and collectively, they mean to imply something which the wearers thereof are not. Their "appearances" are social electroplating, moral veneering. Slipshod at home and every day; well-groomed abroad and in the sight of those to whom it makes not an atom of difference how the hypocrites look or act,—“home devils and street angels,” as plain-spoken critics style them,—such is the great host of those who keep up appearances because they have not souls above shams, whose dusters and mops never visit the insides of burnished cups and platters. Verily they have their reward, but the prizes are as ignoble as the recipients and their motives.

We see, or may see, if we use our senses aright, the heroic side of the question. My heart aches with the thought of scores of examples which pass under my eyes in the lives of unknown martyrs of whom this world is not worthy, by whom the world to come will be made the worthier abiding-place of those for whom the Father has prepared it.

An old woman, who knew the Brontë sisters as children and women, told me that their body linen was darned by a thread until the original fabric hardly showed between the mending.

“But it was always whole and clean, and they made it as carefully as if it were to be trimmed with real lace. Nobody ever saw a rip in their gloves, and they cleaned them themselves. They looked like the ladies they were. Not a bit fashionable, but

downright ladylike, you know. They always kept themselves up."

I heard another "downright ladylike" girl, who is almost as poor as the Yorkshire sisters were, insist, the other day, upon dressing for the family dinner when the relative with whom she lived begged her not to change her walking costume.

"You are so tired, my dear, after teaching all day!"

"We working women can not take such liberties with ourselves," said the spirited heroine. "If we let the forms of elegant propriety and conventionality go, we are in danger of forgetting what they represent."

Of a like strain was the regard for appearances that led young Ellsworth, who was killed early in the Civil War, decline an invitation to dine with a business acquaintance at a restaurant when Ellsworth was so hungry that the smell of the food made him almost frantic. He was then a poor student working his way through a New York law school. In referring to the incident in more prosperous days, Colonel Ellsworth explained that he could not have accepted a courtesy he would not be able to repay in kind.

"A gentleman may starve without loss of caste," he added. "He forfeits his right to the name in becoming a pauper, or a beggar."

The outward appearance was the sign of the inward grace, inbred and invincible.

True refinement—the kind that does not shrink or go to pieces under the roughest processes of the mangle we know as daily living—is "even-threaded" and consistent throughout.

I called the other day upon a woman who has never been rich, but always refined. She is now poor. She can never be common. Her lunch hour was earlier than I had supposed, and my call infringed upon it. She and her daughter were at table.

"You shall not go," she insisted; "I can give you a cup of hot tea and little else besides 'bread and cheese and kisses.' The welcome must make up the rest."

The cheese had been melted upon buttered toast, cut by a tin "shape" into scalloped ovals; it was golden brown in color, crisp

to the teeth, savory to the palate. The tea was scalding and fresh and fragrant; for meat we had three Hamburg steaks, garnished with celery-tops. They were accompanied by an apple-and-celery salad, treated on the table to a French dressing; wafery slices of brown bread and butter went with it. Afterwards we had Albert biscuits and a second cup of tea—and nothing else. Beyond the laughing remark prefacing the frugal meal, the hostess offered no apology. She lived in this style every day, affecting nothing and hiding nothing. A gentlewoman in grain, if she had sat down to three meals a day alone, she would have breakfasted, lunched and dined—not merely “fed.” Luxury was beyond her reach—elegance never.

Simplicity need not be homely. Neatness is not a synonym for bareness. A certain degree of beauty and grace is almost a Christian duty.

The best cooks can not afford to despise the recommendation of the eye to the palate. The difference between plain and dainty housekeeping depends so much upon it that the professional caterer plays cunningly upon the desire of the eye, often bringing a good thing into disrepute. Because his garnishes and fanciful devices conceal cheap materials and indifferent manufactures is no reason why the housekeeper should not make the substantial “home fare” provided by her honest hands goodly to sight, as well as to taste.

Cooking schools and classes, chafing-dish lectures and the cuisine corner of the woman’s page have been active for more than a third of a century to bring our average American housewife to what old-time revivalists called “a realizing sense” of the deficiencies of the national kitchen, and by the rugged road of conviction to conversion from the old way to the new, which is the better. There is no dearth of missionaries, no lack of machinery.

Much of the work done by these is surface culture—scratching and smoothing over the soil, cleansing, to a polish, cup and platter. Curled parsley, beets, carrots and turnips, carved into leaves, stars and flowers, and fantastic confections of tissue paper and meringue—do not cheat veterans in gastronomics into relishi

of the ill-prepared dishes they adorn. Experiences of this sort have something to do with the contempt felt by many competent cooks for culinary esthetics. They class everything that looks in this direction under the head of "French cookery," a synonym with them for flash and frippery.

I grant that to the hale appetite of the lover of "plain roast and boiled" of joints, haunches and rounds—the man who can digest mountains of fried "griddles," and, in the bottom of his stomachic conscience, prefers corned beef and cabbage to broiled sweetbreads and mushrooms—his steak, or rare roast, or sugarcured ham, or choice cut of cod, tastes no better for the garnish of cress, nasturtium or lemon. I once saw a millionaire "high-liver" toss aside the green sprays with the declaration that he "liked to have victuals and weeds sent in upon separate dishes." After clearing the trou—trencher!—he proceeded to feed.

In the feeder's very teeth I maintain that food daintily served tastes better than the same when set before us with no regard to seemliness. If slender appetites are to be coaxed into action, the study of pleasing effects becomes an obligation.

DINNER SWEETS OF ALL SORTS

PIES

Pastry

Have all ingredients very cold. Into a pound of flour chop three-quarters of a cup of firm, cold butter. When the flour is like a coarse powder stir into it a small cupful of iced water. With a spoon mix together, then turn upon a floured pastry-board, roll out quickly and lightly, fold and roll out again. Set the pastry on the ice until chilled through, roll out and line a pie-dish with it. Before filling the pastry shell with fruit, or other material of which the pie is to be made, wash over the lower crust with the unbeaten white of an egg, and, when the filling is put in, set the pie immediately in an oven that is as hot at the bottom as at the top. The oven must be hot and steady.

A good puff paste

Into a half-pound of flour chop six ounces of firm, cold butter, and, when like a coarse powder, wet with a small cupful of iced water. Stir to a paste and turn upon a chilled board. Roll out quickly and lightly, handling as little as possible. Fold and roll out three times, then set on the ice for several hours before making into pies. Always bake pastry in a very hot oven.

Family pie crust

Sift a quart of flour three times with one teaspoonful of baking-powder. Chop into it two tablespoonfuls of cottolene or other fat until it is like granulated dust. Wet with iced water

into a stiff dough, handling as little as you can, using a wooden spoon until it is too stiff to manage. Turn upon a floured board and roll out thin. Have ready two tablespoonfuls of firm butter, and with this dot the paste in rows one inch apart, using one tablespoonful of butter. Roll up the sheet of paste, inclosing the butter; beat flat with the rolling-pin, and roll out as before. Use the other tablespoonful of butter in dotting this sheet, sprinkle lightly with flour, and roll up tightly. Give a blow or two of the pin to hold it in fold, and set on the ice until you are ready to use it—all night if you like. It is better for three or four hours' chilling.

Butter the pie-plates, lay the crust lightly within them; pinch the edges to hinder it from "crawling" while baking, fill with fruit, or whatever else is to go into them. If this is to be what a witty editor designates as "the kivered pie which stands high in the royal family of Pie," lay the paste neatly over the filling, trim off ragged edges, and press or print down the edges.

A North Carolina man thus separates the "royal family" aforesaid: "There are three varieties: kivered, unkivered and barred."

The New York editor, just quoted, says of the "kivered" variety:

"Its triumphant composition requires of the artist higher qualities of head and heart, a more delicate touch, a higher strain of genius, a sublimer imagination, than the composition of the unkivered, or the barred. There must be magic in the upper crust of it. Ah! that delicious, finely-flaking upper crust, designed by a deep-revolving brain and fashioned by a sensitive hand, a *pâté* Queen Mab would be glad to nibble!"

On the other hand, a New Orleans knight of the pen boldly defines the kivered pie as "distinctively a product of New England civilization, that has no place in simpler and more democratic states. Descendants of the men who made the charge up King's Mountain, the Majuba Hill of this continent, take their pie unkivered. They will not touch the kivered abomination!"

Mince pie

Returning to our New York editorial, the amused reader finds this eulogium upon mince pie:

"There goes much skill to the making of a mince pie. Within the fortunate inwards of the president of pies are strange dainties and spices, and Dr. Johnson's drink of heroes. The elements are so mixed in it that nature may stand up and say to all the world: 'This is a *pie!* A great mince pie is a masterpiece!'"

An anonymous writer upon the same subject says for the comfort of semi-dyspeptics:

"Mince-meat ought to be extremely wholesome for the same reasons that make it good to eat—its flavors of sweet and sour, of meat, apple and spice, which relieve each other, and its finely divided particles which allow the choicer blending of flavors and save the stomach much of the grinding work which reduces food to the pulp in which it enters the blood. What gives mince pie its ill repute as the very spawn of nightmare, are its overdressing with suet and butter, only fit for polar consumption, and its drugging with spices. Spice is the very food of the nerves, rightly used, growing more essential as circulation and sense dull with age. But it should be delicately, discerningly used not to lose its potency. The overdressing with fat is a relic of the old English barbarism which stewed its food in tallow, and, as the old play has it, 'took two fat wethers to baste one capon.'"

Mince-meat

(A family recipe 150 years old.)

Boil two pounds of lean beef, and when cold, chop fine. Mince a pound of beef suet to a powder. Peel and chop five pounds of apples. Seed and halve two pounds of raisins. Wash, and pick over carefully two pounds of cleaned currants and one pound of sultana raisins. Cut into tiny bits three-quarters of a pound of citron. Mix these ingredients, adding, as you do so, two tablespoonfuls, each, of cinnamon and mace, a tablespoonful, each, of cloves and allspice, a teaspoonful of ground nutmeg, a table-

ful of salt and two and a half pounds of brown sugar. When all is well mixed, stir in a quart of sherry and a pint of the best brandy. Mix thoroughly and pack down in a stone crock.

Mince-meat should be prepared several weeks before it is needed, that it may "ripen" and become mellow. Those whose temperance principles forbid the moistening of the mince-meat with brandy or sherry, may use cider in their place. In making mince pies have the best puff-paste. Line pie-plates with this, fill the crust shells with the mince-meat, and lay strips of pastry, lattice-wise, across the tops of the pies. Bake in a good oven, which should be as hot at the bottom as at the top. The pies may be kept for weeks, but must be reheated before serving.

Our New Orleans essayist upon the national pie, is cavalierly disdainful in throwing aside the third variety:

"The barred pie may be dismissed without discussion, being a mere compromise, a pabulum for colorless individuals who are the mugwumps of the dining-room."

In defiance of the slur, I commend my "barred" mince pie, with its latticed cover, as the pearl of the royal race. For a century and a half, the Old Virginia housewives, from whom I proudly claim descent, laid the dainty trellis across the heaving brown breast of the masterpiece, and six generations of epicures have set thereon the seal of their approval.

Pumpkin pie (No. 1)

Belongs to the noble order of the "unkivered" pie.

Add the beaten yolks of four eggs and one cupful of white sugar to two cupfuls of pumpkin that has been stewed and put through a colander. With this mix a quart of milk, one tea-spoonful of cinnamon, mace and nutmeg mixed, and the whites of the eggs, beaten stiff. Line a very deep pie-dish with a good paste, cut slashes in it here and there, stir the pumpkin custard well from the bottom and put it into the pastry. Bake in a steady oven.

Pumpkin pie (No. 2)

Into a quart of stewed and strained pumpkin stir a quart of milk, a cup of granulated sugar, cinnamon and nutmeg to taste, and, last of all, five eggs, well beaten. Mix thoroughly, and pour the mixture into a deep pie-plate lined with puff paste. Bake in a good oven until the pumpkin custard is "set." Eat cold. Canned pumpkin is used in the same way and is almost as good as the fresh.

Lemon cream pie (No. 1)

Heat a quart of milk and stir into it one-third of a cupful of prepared flour wet with a little cold milk. Let this get hot, stirring all the while. Beat the yolks of five eggs light with five tablespoonfuls of sugar, and add the milk and flour to this. Let all cook together for one minute after they come to the simmer; take from the fire and add the juice and grated peel of a large lemon. Bake in open shells of puff paste, and, as soon as the custard is set, cover it with a meringue made of the whites of the five eggs beaten stiff with three tablespoonfuls of powdered sugar. Brown lightly and serve cold.

Lemon cream pie (No. 2)

Cream a tablespoonful of butter with a cupful of sugar; dissolve a heaping tablespoonful of corn-starch in a gill of cold water, and stir it into a cupful of boiling water. Stir until smooth; then pour over the sugar and butter. Mix well and when cool stir in the grated rind and the juice of a large lemon, and one beaten egg. Line a pie-plate with puff paste, fill with this mixture and bake. When done, cover with a meringue, and return to the oven just long enough to brown lightly.

Lemon pie with crust

Beat two eggs light and stir into them two cupfuls of sugar; add a pint of water, three tablespoonfuls of cracker-dust, the same quantity of flour rubbed to a paste with a little cold water, the

grated rind of one, and the juice of two lemons. Beat hard, add a pinch, each, of cinnamon and nutmeg, and turn the mixture into pie-plates lined with pastry. Cover with an upper crust, cut gashes in this for the escape of the steam, and bake in a steady oven for forty minutes.

Crustless lemon pie

Soak a cupful of crumbs for an hour in a little milk. Cream together a half-cupful of sugar and half as much butter, whip into them the beaten yolks of three eggs and the white of one, reserving the other whites for the meringue. Now add the juice and grated rind of two lemons, then the soaked crumbs. Line a large pie-plate with puff paste, pour in the lemon mixture and bake to a golden brown. Make a meringue of the stiffened whites and two tablespoonfuls of powdered sugar. Draw the pie to the door of the oven, spread with the meringue and return it to the oven just long enough to brown it delicately. Eat cold.

Cocoanut pie

Cream a half-cupful of butter with two scant cupfuls of powdered sugar, and when very light add half a grated cocoanut and a generous tablespoonful of rose-water. Now "fold" in quickly and lightly the stiffened whites of six eggs, turn into a deep pie-dish lined with puff paste and bake in a quick oven. Eat cold with powdered sugar and whipped cream flavored with rose-water. This is delicious.

When it is possible to do so buy the fresh cocoanut and grate it. The prepared or desiccated article put up in boxes may be used as a makeshift. It can never be a worthy substitute for the fresh and juicy nut.

Chocolate pie (No. 1)

Make a custard by pouring two cupfuls of scalding milk gradually upon three eggs that have been beaten well with four tablespoonfuls of sugar. Return to the fire, stir in a half-cupful of grated sweet-chocolate, remove from the fire, add a teaspoonful of

vanilla, and pour the mixture into a pie-plate lined with puff paste. Bake until "set."

Chocolate pie (No. 2)

One pint of milk; one cupful of sugar; yolks of two eggs; two tablespoonfuls of grated chocolate. Mix, and bake in an open crust. Make a meringue of the whites of the eggs and a tablespoonful of sugar and spread on the top of the pie to brown.

Orange pie

Rub to a creamy paste a half-cupful of butter and a cupful of granulated sugar. Beat light the yolks of four eggs, whip them into the butter and sugar, add the juice and a quarter of the grated peel of a large orange, a teaspoonful of lemon juice, and the stiffened whites of two eggs. Line a pie-plate with light puff paste and turn the orange mixture into this. Bake until the filling is set and the crust lightly browned. Beat the whites of two eggs light with two tablespoonfuls of powdered sugar. When the pie is done, draw it to the door of the oven, spread it with this meringue, and return to the oven just long enough to color the meringue delicately. Eat cold.

Custard pie

Whip light the yolks of three eggs with four tablespoonfuls of sugar. Pour upon them two cupfuls of boiling milk, stirring this in slowly. Flavor with a teaspoonful of vanilla. Line a pie-plate with paste, brush the inside with the white of an egg, pour in the custard and bake.

Sliced apple pie

Line a deep pie-dish with good puff paste. Put into this peeled and cored and thinly-sliced apples; sprinkle thickly with sugar and squeeze a few drops of lemon juice upon them. Add more sliced apple, more sugar, a little more lemon, and proceed in this way until the dish is full. Cover with a round of puff paste,

pinch together the edges of the upper and lower crusts, and cut several slits in the upper to allow the steam to escape. Bake in a steady oven to a golden brown, covering the pie with paper for the first ten minutes.

Creamed sweet apple pie

Pare, core and quarter Campfield pound sweets, or other sweet apples. Put them into a pudding-dish with a few spoonfuls of water to prevent burning, cover closely and cook until tender, but not broken. Add two tablespoonfuls of sugar to each cupful and let them get cold in the syrup. Then cut into thin slices or tiny dice. Roll out some puff paste quite thin; line a pie-plate, sprinkle with flour, lay on another crust and bake until brown. When ready to serve, open the crusts, spread the lower one with the stewed apple, cover with whipped cream, put on the top crust and sprinkle that with powdered sugar.

Creamed apple-sauce pie

Bake your crusts as directed in preceding recipe. When you separate them, spread with well-sweetened apple-sauce beaten light; cover with whipped cream; lay on the upper crust and sprinkle powdered sugar on top.

In both of these recipes you may substitute a meringue of frothed whites, slightly sweetened, for the cream, spreading the same upon the top crust.

Apple meringue pie

Slice and stew ripe, tart apples; run through the colander or vegetable press into a bowl. Sweeten plentifully, and beat in, while hot, a tablespoonful of butter. Have ready buttered pie-plates lined with puff paste; when the sauce is cold fill these shells with it and bake until very lightly browned. Cover with a meringue, slightly sweetened and flavored with vanilla or other essence; set in a hot oven and bake until the meringue begins to color. Sift powdered sugar over all. Eat cold.

Peach meringue pie

Stew and rub peaches through a colander or a vegetable press. Sweeten to taste, and when cold, proceed as directed in last recipe. They are very nice.

Whole peach pie

Line a deep pie-plate with pastry, and lay in it as many whole peeled peaches as it will hold. Strew thickly with sugar; fit on an upper crust and bake to a golden brown. Eat with powdered sugar and cream.

Creamed peach pie (No. 1)

Peel, stone and halve ripe peaches. Line a deep pie-plate with puff paste, and lay the peaches in this. Sprinkle thickly with sugar, and fit on an upper crust. Have ready and cold, a cream sauce. To make this, scald a half-pint of milk and thicken it with a tablespoonful of corn-starch rubbed smooth in a little cold milk. Add two tablespoonfuls of sugar and the frothed white of one egg. Boil together for five minutes and set aside to cool. When the pie is done carefully lift the top crust and fill the pie to overflowing with the cream sauce. Replace the crust and set in a cool place. Sprinkle with powdered sugar and eat very cold.

Creamed peach pie (No. 2)

Bake as above, stoning the peaches and cutting each in half. While hot, insinuate the blade of a knife between upper and lower crust, to loosen them. Let the pie get cold; lift the crust and spread whipped cream upon the peaches. Cover again, strew powdered sugar upon the top crust and eat.

Creamed raspberry pie

Line a pie-dish with good pastry and fill it three-quarters full of red raspberries strewed with granulated sugar. Cover with an upper crust, but rub the edges of this and of the lower crust

with butter to prevent their sticking together. Make a cream of a cupful of hot milk thickened with a teaspoonful of corn-starch wet with cold milk. Stir in two tablespoonfuls of sugar, remove from the fire, and when cool whip in the stiffened whites of three eggs. When the pie is done and is cold, lift off the upper crust and cover the raspberries with the "cream." Replace the cover and sift powdered sugar over it.

Cherry pie

Many persons make a cherry pie without stoning the cherries. That stoning them is a trouble is not to be denied, but the result is so satisfactory that it really seems worth while to take the pains to accomplish it. In stoning cherries, use a sharp knife and save all the juice. Grease a deep pie-dish and line it with good puff pastry. Fill the pastry shell with the cherries and the juice that flowed from them in the stoning process. Cover with a thin crust, cut slits in this for the escape of the steam, and bake. Eat cold.

Cranberry pie

Seed a cupful of raisins and chop them into bits. Cut into halves two cupfuls of cranberries and mix them with the minced raisins. Add two even cupfuls of sugar, a cupful of water, two tablespoonfuls of flour and a few drops of lemon juice. Line deep pie-plates with puff paste; fill each with the mixture, put on a thin upper crust and cut slits in this for the escape of the steam. Bake in a good oven to a golden brown. When cold, sprinkle with sugar.

Cranberry and raisin pie

Seed and mince one cupful of raisins; mix with two cupfuls of cranberries halved, a half cupful of water and a cupful of sugar. Stir one teaspoonful of flour with the sugar and mix all well. Fill shells of pastry laid in buttered plates with this mixture, called by some "mock cherry pie," lay strips of crust cut with a jaggging-iron over the top and bake.

Strawberry pie

Line a buttered plate with puff paste, wash with white of egg and fill with ripe strawberries capped and washed. Sweeten plentifully, cover with another crust ; cut slits in this, and bake.

Currant pie (No. 1)

Mix ripe and stemmed currants with one cupful of sugar to two of currants, and bake between upper and lower crusts. Strew white sugar over the top and eat cold.

Currant pie (No. 2)

Fill a pastry shell with one cupful of ripe currants, cleaned and stemmed. Pour upon them an egg, beaten light with one-half cupful of sugar. Lay another crust over the currants and bake.

New England blueberry pie

Wash and dredge blueberries with flour ; then scatter among them half a cupful of sugar for each pint of berries. Fill paste shells with this, dot with butter, cover with another crust and bake.

These are richer than huckleberry or blueberry pies, when made in the usual way, the flour thickening the juice slightly and the butter tempering the acid.

Blackberry pie

Make as directed in foregoing recipe.

Combination berry pie

Line a deep pie-plate with pastry and bake long enough to set the crust on top, but not to brown, or entirely cook it. Have ready a mixture of equal quantities of elderberries and huckleberries with one-fourth as many red currants. Dredge with

flour, and sprinkle over all a generous cupful of sugar for a quart of berries; dot the surface with bits of butter,—one tablespoon in all,—cover with a crust which should be well turned under the crust of the lower one, and bake, covered, half an hour, then brown.

Sweet potato pie

Parboil, peel, and when cold, grate enough sweet potatoes to make a pound. Cream a half cupful of butter with three-quarters of a cupful of sugar and the beaten yolks of four eggs, a teaspoonful, each, of powdered cinnamon and nutmeg, the grated potato, the juice and rind of a lemon, a wineglassful of brandy and, last of all, the whites of the eggs. Line a large pie-plate with puff paste, fill with the mixture and bake.

Irish potato pie

Boil and rub through a colander or vegetable press; then proceed as with the sweet potatoes in last recipe, but using a full cupful of sugar.

This pie is even more delicious than the sweet potato compound.

Rhubarb and raisin pie

Peel the rhubarb and cut into inch pieces; pour boiling water over it and let stand for ten minutes. Drain; line the pie-plate with plain paste. Fill the pie with rhubarb, and strew over it one cupful of sugar and one-half cupful of raisins. Add small pieces of butter. Cover with a crust and bake.

Whipped cream pie

(Contributed)

Line a pie-plate with a rich crust and bake in a hot oven. When cool spread over with a layer of jelly or marmalade. Whip one cupful of thick cream, sweetened with powdered sugar, and flavored with vanilla; pour this over the marmalade. Or fill

crust with whipped cream to which has been added one teacupful of blanched chopped almonds.

Turnover pies

(Contributed)

Mix a plain puff paste. Roll thin and cut into circular pieces about the size of a saucer. Put fruit over one-half of the piece. Sprinkle with sugar. Wet the edges and turn the paste over. Press the edges together and bake on tins in a quick oven twenty minutes.

Mock mince pie

(Contributed)

Mix well together one cupful of raisins chopped fine, one-half cupful of chopped currants, one-fourth teaspoonful of salt, one tablespoonful of vinegar, two-thirds of a cupful of molasses, one-half cupful of cider, one-half cup of sugar, one-half cupful of cut citron and the juice and rind of two lemons, two Boston crackers rolled and one well-beaten egg. Line a pie-pan with paste and fill with some of the mixture, cover with a puff paste and bake.

Washington pie

(Contributed)

Beat together one tablespoonful of butter, one cupful of sugar and one egg until light. Add one cupful of milk and two cupfuls of flour into which have been sifted one teaspoonful of ginger, one teaspoonful of cinnamon and one-half teaspoonful of baking-powder. Beat thoroughly until smooth. Line the Washington pie-plate with a plain paste, put the mixture into it and bake in a moderate quick oven thirty minutes. When done cover with frosting and set to cool.

Crumb pie

Soak a half cupful of bread-crumbs in enough milk to cover them until they are soft and have absorbed all the milk. Cream a

third of a cupful of sugar with two ounces of butter; add two eggs, well beaten, and the juice and grated rind of two small lemons, or one very large one. Now, stir in the soaked crumbs, beat for a minute; turn into a pie-plate lined with puff paste, and bake in a hot oven until brown and very light.

Custard pie

Make a custard by pouring three cupfuls of scalding milk upon four eggs that have been beaten light with four tablespoonfuls of sugar. Flavor with vanilla, and pour into a pie-dish lined with puff paste. Bake until set. Serve cold.

Vinegar pie (No. 1)

One cupful of vinegar; one cupful of water; a tablespoonful of butter; one heaping tablespoonful of flour wet with cold water; two-thirds of a cupful of sugar. Put flour, vinegar, butter and sugar into a saucepan and stir until melted, then add the cold water. Stir until thick. Have pie-tins lined with a rich crust; fill with the mixture and bake for fifteen minutes in a hot oven.

Beat the white of an egg to a stiff meringue, adding two tablespoonfuls of powdered sugar. When the pies are done, draw them to the door of the oven, spread thickly with the meringue, and return to the oven until a very light brown.

Vinegar pie (No. 2)

One egg; one heaping tablespoonful of flour; one teacupful of sugar; one cupful of cold water; one tablespoonful of vinegar; nutmeg to taste. Beat the egg, add the sugar and flour, beating hard; then add the other ingredients, and bake in an open crust.

Currant tarts

Into a quart of sifted flour chop a cupful of firm, cold butter. When the butter is like coarse sand add a cupful of iced water and work into a paste, touching with the hands as little as possi-

ble. Turn upon a pastry-board and roll out twice; then set on the ice for an hour or two. Line small buttered tart-pans with this paste.

Stem and pick over ripe red currants and wash them. Nearly fill the pastry shells with these and sweeten very generously with granulated sugar. Bake, and, when cold, sprinkle with powdered sugar.

Cranberry tarts

Make a cranberry sauce according to directions already given. Line pâté-pans with puff paste; fill with the cranberry sauce, lay strips of pastry, cross-wise, over the tops, and bake in a quick oven. When done, sprinkle with granulated sugar and set away to cool.

Lemon tarts

Cream together a cupful of butter and two cupfuls of sugar, stir in the beaten yolks of six eggs, the grated rind of one, and the juice of two lemons, a dash of nutmeg, a wineglassful of brandy, and the stiffened whites of the eggs. Line pâté-pans with puff paste, and fill with this mixture. Bake in a quick oven and serve cold.

Orange cheese cakes

Peel and seed four large oranges, saving all the juice. Boil half of the peels until tender, and, when cold, beat them to a paste with twice their weight in powdered sugar; add the minced pulp and the juice of the oranges with a tablespoonful of butter; beat all together; line pâté-pans with puff paste, lay in the orange mixture and bake.

There must be no fibrous skin or membrane left in the pulp. To get rid of this rub it through a colander.

Cherry tarts

Wash, stem and stone the cherries. Allow one cupful of sugar to a pint of cherries, if tart fruit be used. Put the sugar and one-half cupful of water on the fire; when boiling add the fruit and

cook ten minutes. Stir in one teaspoonful of butter and, if the syrup seem thin, wet one teaspoonful of corn-starch in cold water and stir in to thicken the juice slightly.

Have ready-baked pâtés of pastry; fill with the cherry mixture when the latter is cold, sift sugar over top, and eat.

Fried tartlets

Make a rich puff paste and cut it into pieces six inches square. In the center of each square put a great spoonful of raspberry, strawberry, currant or gooseberry jam. Pinch the four corners of the square together, or fold it in half and pinch the edges tightly together that the fruit may not ooze out. Drop the tarts carefully into a kettle of deep, *boiling* cottolene or other fat, and fry quickly to a delicate brown. Drain in a colander lined with tissue paper.

These are the celebrated "Banbury tarts" of English folk-lore.

HOT PUDDINGS

Boiled puddings

BEFORE attempting a boiled pudding, be sure that you have a good mold with a tightly-fitting cover in which to cook it. You may use such a substitute as a bowl with a floured cloth tied over the top, but this is, at best, a "make-do" which may allow the water to enter and ruin your dough. The best substitute for a mold is a cottolene pail with a top, which may be made more secure by tying it on. Always grease your mold thoroughly,—top, bottom and sides,—and leave room for the swelling of the contents. Three hours will be, as a rule, the longest time required for the boiling of a pudding of ordinary size. All boiled puddings should be served as soon as they are cooked.

Apple pudding (No. 1)

Chop a cupful of suet to a coarse powder and stir it into three cupfuls of flour, twice sifted with a teaspoonful of baking-powder.

Add enough milk to make a dough that can be rolled out. Roll into a square sheet. In the center of the sheet lay three cupfuls of peeled and minced apples, strewn with sugar. Bring the four corners of the sheet over the fruit, and pinch the corners together in the middle. Tie up firmly with a piece of broad white tape passed twice around the pudding. Lay in a steamer and cook for two and one-half hours. Remove the tape and serve the pudding with a hard sauce flavored with lemon juice and powdered cinnamon.

Apple pudding (No. 2)

Into two cupfuls of prepared flour chop a tablespoonful of butter, until it is like a coarse yellow powder. Make a batter of this buttered flour, a teacupful of milk and three beaten eggs. Have ready half a dozen peeled and sliced apples, wiped dry, then dredged with flour; stir these into the batter and turn into a greased pudding-mold. Boil for two hours. Eat with a hot lemon sauce.

Cranberry pudding

Sift three cupfuls of flour with a half teaspoonful of salt and stir in a cupful of molasses, a small cupful of sour cream, two beaten eggs and half a teaspoonful of soda dissolved in a little boiling water. Last of all, beat in a cupful and a half of halved cranberries, thoroughly dredged with flour. Turn into a greased mold and steam for at least two hours. Eat with a hard sauce.

Blackberry pudding

Make a batter of a pint of milk, two eggs, and a cupful of flour, sifted with a saltspoonful of salt and a small teaspoonful of baking-powder. Add more flour if the batter is too thin. Beat thoroughly and stir into the batter a pint of blackberries thoroughly dredged with flour. Pour at once into a greased mold and boil for two hours. Serve with a hard sauce.

Plum pudding (No. 1)

Rub together a cupful of granulated sugar and a half cupful of butter. Into this stir a half pound of chopped and powdered suet, then beat in five eggs, a half pint of milk and a teaspoonful of orange juice. Dredge with flour a cupful, each, of seeded raisins and cleaned currants and a half cupful of minced citron. Add this fruit to the batter and stir in a quarter of a teaspoonful, each, of powdered cinnamon, cloves and nutmeg. Last of all, beat in a quart of flour, turn into a large mold and steam for six hours.

Plum pudding (No. 2)

Half a pound, each, of sugar and suet; a quarter of a pound of butter; five cupfuls of flour; one pound, each, of cleaned currants and of raisins; two tablespoonfuls of shredded citron; one cupful of milk; half a teaspoonful, each, of ground mace, cloves and nutmeg; six eggs; half a cupful of brandy.

Rub butter and sugar together and mix with them the milk and the beaten yolks of the eggs. Add the flour and the whipped whites; dredge the raisins (which should have been seeded and chopped), the currants and citron with flour, and put these in with the spices and the brandy. Mix well, pack into a greased mold, plunge at once into a pot of boiling water and boil five hours. Be careful that the water does not boil over the top of the mold and get into the pudding.

Fig pudding (No. 1)

Soak a cupful of bread-crumbs in a cupful of milk for half an hour. Chop enough suet to make a quarter of a cupful; beat three eggs light; cut into tiny bits a sufficient number of soaked figs to make a cupful of the minced fruit.

Turn the soaked crumbs into a bowl, and stir into them a half cupful of granulated sugar, the whipped eggs, the powdered suet, a pinch of salt and a dash, each, of cinnamon and nutmeg. Last of all, stir in the minced figs thickly dredged with flour, beat well and turn into a greased pudding mold with a closely-fitting top. Boil for about three hours. Turn out and eat with a hard sauce.

Fig pudding (No. 2)

Use only the best figs, soak one hour in a little warm water, and chop enough to make a generous cupful when minced. Soak two cupfuls of fine bread-crumbs in two cupfuls of milk until very soft. Into the crumbs stir five eggs, beaten light, a half cupful of sugar, a saltspoonful of salt, and the cupful of minced figs, thoroughly dredged with flour. Beat hard for several minutes, and turn into a greased pudding mold with a close top. Set in boiling water and cook for three hours. Dip the mold into cold water for an instant, then turn the pudding out upon a hot platter. Set in the oven long enough for the moisture to dry from the outside of the pudding. Three minutes in a hot oven should suffice. Send to the table and eat with a hard sauce flavored with a little nutmeg.

Fig and raisin pudding

Soak a large cupful of bread-crumbs in a cupful of milk for an hour; stir into them three eggs, beaten very light, three table-spoonfuls of powdered suet, and three tablespoonfuls of flour sifted with a teaspoonful of baking-powder. Have ready a half cupful of minced figs and the same quantity of seeded and quartered raisins. Mix the fruit together, dredge thoroughly with flour, and stir it into the pudding batter. Pour the mixture into a large pudding mold with a closely fitting top, leaving an abundance of room in the mold for the pudding to swell. Steam for fully three hours. Turn from the mold, set the pudding in the oven for five minutes, and serve with a liquid sauce.

Boiled Indian pudding (No. 1)

Heat a quart of milk to scalding, and beat into it gradually three cupfuls of Indian meal, into which you have stirred a scant teaspoonful of salt. When the meal is thoroughly beaten in and is free from lumps, add two heaping tablespoonfuls of powdered suet and remove from the fire. Turn into a bowl and set aside to cool. When the meal-mixture is very cold beat in four whipped

eggs, a gill of molasses and a half teaspoonful of powdered cinnamon. Beat for five minutes and pour into a greased pudding mold with a closely fitting top. Boil for five hours, turn out upon a heated platter and set in the oven for five minutes before sending to the table. Eat with a hard or liquid sauce.

Indian pudding (No. 2)

Heat a quart of milk to scalding. Into a pint of Indian meal stir a half pound of finely chopped suet and a saltspoonful of salt. Turn this into the scalding milk. Stir all together and remove from the fire. When cold add three well-beaten eggs, a small cupful of molasses and half a teaspoonful of baking-soda dissolved in a tablespoonful of boiling water. Dredge a pound of seeded raisins with a cup of flour, and stir in last of all. Boil for three hours. Serve with hard sauce.

Batter pudding

Into four eggs, beaten very light, stir three cupfuls of milk and a pint of flour that has been twice sifted with a teaspoonful of baking-powder and a saltspoonful of salt. Turn into a greased pudding mold and steam for two hours. Eat with hot brandy sauce.

Boiled prune pudding

Stew a pound and a half of prunes; when cold remove the stones and cut each prune into four pieces. Into a half cupful of powdered suet stir a half cupful of powdered sugar, two beaten eggs, a gill of milk, a gill of the prune liquor and a scant pint of flour, sifted with a half teaspoonful of baking-powder and a saltspoonful of salt. Beat all thoroughly together, and, last of all, add the quartered prunes, thoroughly dredged with flour. Turn into a greased pudding mold with a closely fitting top and boil for two and a half hours. Eat hot with hard sauce.

Boiled huckleberry pudding

Make a rich biscuit dough. Roll this out, spread thickly with huckleberries, sprinkle with granulated sugar, and dot with bits

of butter. Roll the sheet up carefully into an oblong parcel, pinch the edges together and put into a muslin bag. Plunge this into a vessel of boiling water and keep at a hard boil for at least two hours. Remove the pudding and serve with hot liquid sauce.

Steamed orange pudding (1)

Soak a cupful of bread-crumbs in a cupful of milk until very soft; beat into them three whipped eggs, two tablespoonfuls of powdered suet and three-quarters of a cupful of sugar. Carefully peel and divide into half lobes three oranges, dredge each piece thoroughly with flour, and stir the fruit into the above mixture. Turn into a greased pudding mold with a closely fitting top and steam for at least three hours. Turn the pudding out upon a hot platter, set in the oven for five minutes to dry, and send to the table with a hard sauce.

Boiled orange pudding (2)

Make a light paste of a pint of flour and three-quarters of a cupful of shortening—half butter, half cottolene or other fat—wet with enough iced water to make it of the proper consistency to roll out. Set in a cold place for several hours. Roll into a large sheet and cover this thickly with juicy oranges, peeled, sliced and seeded. Sprinkle the fruit well with granulated sugar and roll up the pastry. Fold the ends closely together, sew the pudding into a floured cheese-cloth bag, and boil for nearly two hours. Serve very hot with a hard sauce flavored with orange juice and a half teaspoonful of the grated peel.

Raisin pudding

Wash and seed a cupful and a half of raisins, and dredge them thickly with flour. Chop a cupful of suet very fine, removing all particles of string. It should be like powder. To this add a half cupful of brown sugar, a cupful of sour milk and three eggs beaten light. Now stir in enough flour to make a batter. (This

batter must not be too thick, as the raisins have to be added to it.) About two cupfuls of flour should be enough. Beat in a half teaspoonful, each, of nutmeg and cinnamon and a small teaspoonful of soda, dissolved in a little boiling water. Now add the raisins, stir them in well, turn the pudding into a greased mold with a closely fitting top and steam for three hours. Eat with a hard sauce flavored with vanilla.

Fruit pudding

Cream together a cupful of butter and the same quantity of powdered sugar. Beat six eggs light and stir them into the butter and sugar. When thoroughly blended add three cupfuls of prepared flour and the grated peel of two lemons.

Have already prepared a half pound of seeded and halved raisins, eight minced figs and a quarter of a pound of minced citron. Mix these, dredge them thoroughly with flour and stir into the batter. Boil in a very large mold for three hours. This is an excellent company pudding and is a large one. Eat with hot liquid sauce.

Clonduff pudding

One cupful of molasses; half a cupful of melted butter; three and a half cupfuls of flour; one cupful of milk; three eggs, well-beaten; one-half teaspoonful of baking-soda; one teaspoonful of cinnamon; pinch of salt.

Stir molasses and butter to a cream, add the milk, the eggs, the spice, lastly, the flour, sifted three times with the salt and soda. Mix well, pour into a buttered mold; set in a pot of boiling water and cook steadily for three hours. The water must be kept at a fast boil all the time, replenishing from the tea-kettle if need be. Eat with wine sauce.

An excellent family pudding, and not expensive.

Sally's pudding

Crumb stale cake finely. If there are several kinds, no matter. Stir the white of a raw egg into just enough cold water to moisten

the crumbs. Don't get them too soft. Press the mixture into a well-greased mold, with a close cover; boil steadily one hour; turn out while hot and eat with hard or liquid sauce.

Boiled gooseberry pudding

Top, tail and wash two cupfuls of gooseberries, ripe or green. Dredge with flour. Sift two cupfuls of flour with one teaspoonful of baking-powder and half as much salt. Cream one-half cupful of sugar with half as much butter. Add the well-beaten yolk of one egg, then the white, beaten stiff, one cupful of milk and the flour mixture alternately. Lastly, stir in the floured fruit; turn into a well-greased mold and boil two hours.

Steamed apricot pudding

With one heaping cupful of flour sift, twice, a heaping teaspoonful of baking-powder and half a teaspoonful of salt. Chop two tablespoonfuls of cottolene or other fat into this and mix to a dough with one cupful of milk. Strain the liquor from a can of apricots and save it to make sauce for the pudding. Butter a deep mold; pour an inch of dough into the bottom; cover with halved apricots; then more dough, and so on until all your materials are used up. Cover closely and boil or steam for three hours.

For sauce, strain and heat the syrup, thicken with a roux of flour and butter, cook for one minute; add a great spoonful of sugar and boil three minutes.

Suet pudding

Slightly warm and stir together one cupful of molasses and one of suet, freed from strings and powdered. Have ready a cupful of seeded and minced raisins and two even cupfuls of flour, sifted with one even teaspoonful of soda and a saltspoonful of salt. Beat two eggs light, add to the warmed mixture, season with mace and cinnamon, put in the flour, lastly the fruit. Pour into a buttered mold and steam nearly three hours.

Mary's favorite pudding

Sift twice with two cupfuls of whole wheat flour a heaping teaspoonful of baking-powder and half a teaspoonful of salt. Have ready half a cupful of nut-meats—walnuts or hickory-nuts—scalded, skinned and dried, then chopped, and a cupful of sultana raisins, stemmed and washed. Dredge well with flour. Mix one cupful of milk with one-half cupful of molasses. Stir the sifted flour into this, add the dredged nuts and fruit mixed together; turn into a well-buttered mold, fit upon it a close top, and steam or boil for three hours.

Cornstarch hasty pudding

Heat a quart of milk in a double boiler. When it reaches the boiling point add four tablespoonfuls of corn-starch wet up with cold water and a pinch of salt. Cook for ten minutes, stirring often; then add a tablespoonful of butter, and let it stand at the side of the range for five minutes longer. Beat well and serve hot. Eat with butter and sugar.

East Indian pudding (very good)

One cupful of milk; three-quarters of a cupful of flour, sifted with an even teaspoonful of baking powder; three tablespoonfuls of butter; four eggs; four tablespoonfuls of minced preserved ginger, and one tablespoonful of the syrup.

Heat the milk to scalding, stir in the butter, and, when this is melted, boil up before adding the dry flour—all at once. Stir quickly down to the bottom every time, and when you have a smooth batter, turn out into a bowl. Beat hard with upward strokes for one minute and let it cool quickly, uncovered. When cold, make a hole in the middle, and break in an egg from the shell. Beat it in hard and well before dropping in another. Proceed in this way until all the eggs are beaten into the dough.

Dredge the minced ginger with flour before adding it. Last of all, work in the syrup.

Butter a mold well, put in the pudding and steam for two hours,

or boil for an hour and a half. Set in cold water for one minute to make it shrink from the sides of the mold. Turn out, and eat hot with brandy sauce.

Cherry batter pudding

Stone three cupfuls of ripe cherries. Beat two eggs light, stir into them a tablespoonful of melted butter and a pint of milk, then four cupfuls of prepared flour. Last of all, stir in the cherries, well dredged with flour. Turn into a greased mold and steam for three hours. Serve with a hard sauce.

Cabinet pudding

(Contributed)

Butter a pudding mold and sprinkle the bottom with chopped raisins, citron and currants; add a layer of sponge cake and sprinkle lightly with ground cinnamon and cloves. Alternate these layers until the mold is almost full. Beat four eggs until light, add one quart of milk and a little salt and four tablespoonfuls of melted butter. Pour over the cake. Let all stand one hour and then steam for one and a half hours and serve with a currant jelly sauce.

Cherry roly-poly

(Contributed)

Sift one teaspoonful of salt and three level teaspoonfuls of baking-powder into one pint of flour; rub into this one tablespoonful of butter and moisten with enough milk to make a rather stiff dough. Toss on the board and pat into a rectangular shape. Have ready some stoned and well-drained cherries, lay them on the dough and press them gently into it. Dredge with flour and roll over into a loose roll, pinch the edges together and wrap in a cloth. Lay in a steamer and cook one hour; serve with cherry sauce.

BAKED PUDDINGS**Baked prune pudding (No. 1)**

STONE and chop eighteen stewed prunes. Beat the yolks of four eggs light with two tablespoonfuls of sugar. Cook together in a saucepan one tablespoonful of butter and two of flour, and when they are blended pour upon them a scant gill of hot milk. Cook, stirring, to a thick white sauce; beat this gradually into the yolks and sugar, and add the minced prunes. Beat hard for five minutes, and set aside to cool. When cold, add the stiffened whites of the four eggs, beat for a minute and turn into a buttered pudding-dish. Bake in a hot oven for half an hour.

The sauce to be eaten with this pudding is made by heating the prune liquor, adding to it sugar, and, when this is dissolved, a dash of lemon juice.

Prune pudding (No. 2)

Soak a pound of prunes all night and, in the morning, drain well. Put them over the fire with a half cupful of granulated sugar and enough water to cover them, and stew until tender. Take them from the liquor and set aside to cool in a colander, reserving the liquor for the pudding sauce. Stone the prunes and chop them very fine. Break six eggs, dividing the yolks from the whites. Whip the yolks until thick, beat into them three tablespoonfuls of powdered sugar, the minced prunes and the finely-chopped meats of a dozen English walnuts. Last of all, add quickly, and with light strokes, the stiffened whites of the eggs. Turn into a greased pudding-dish and bake in the lower part of a moderate oven for half an hour. Serve in the bake-dish as soon as done with a sauce made by stirring into a pint of rich cream three tablespoonfuls of sugar, a dash, each, of nutmeg and cinnamon, and a gill of prune syrup. Serve this sauce cold.

Fruit pudding

Into the beaten yolks of five eggs beat a cupful of sugar, a half pound of powdered suet, a teaspoonful, each, of ground nutmeg, cinnamon and cloves, two cupfuls of milk and a pint of flour. Have ready chopped two ounces of citron and a half pound of seeded raisins. To these add a half pound of cleaned currants and dredge all thoroughly with flour. Stir the fruit gradually into the batter, and, last of all, fold in the stiffened whites of five eggs. Turn into a greased pudding-dish and bake for an hour and a quarter in a steady oven. Eat with hard sauce.

Pineapple pudding

Peel and chop a pineapple and cover with granulated sugar. Let it stand in the ice-box for an hour, then drain the juice from the fruit, saving both. In the bottom of a buttered pudding-dish put a layer of split "lady fingers," and over them pour a little of the pineapple juice, to which you have added two teaspoonfuls of lemon juice. Spread the lady-fingers with a layer of the chopped pineapple; put in another layer of the pineapple, and more of the juice and fruit. Have the top layer of the moistened pineapple. Cover, set the pudding-dish in an outer pan of boiling water, and bake in a steady oven for at least an hour. Uncover, and brown lightly. Serve this pudding with hot liquid sauce flavored with the juice of two lemons and the grated peel of one.

Apple and tapioca pudding

Soak a cupful of tapioca for two hours in enough cold water to cover it. Lay, side by side, in a deep bake-dish apples that have been pared and cored. Pour over them a cupful of boiling water; put a cover on the dish and cook in the oven until the apples are tender. When done, drain the water from the apples, leaving them still in the bake-dish, fill the centers with granulated sugar, squeeze a few drops of lemon juice on each, and pour the soaked

tapioca over and around the fruit. Bake for about an hour. Eat hot with hard sauce.

Tapioca and raisin pudding

Soak a cupful of tapioca in a pint of milk for three hours, then add a quart of rich milk and soak at least an hour longer. Put into a double boiler and heat slowly. When the tapioca is very soft, cream two tablespoonfuls, each, of butter and sugar; add to this two beaten eggs, then gradually beat in the hot tapioca. Add a cupful of seeded and halved raisins, turn into a buttered pudding-dish and bake. Eat hot with hard sauce.

Peach batter pudding

Make a batter of four beaten eggs, a quart of milk, two tablespoonfuls of melted butter, three scant cupfuls of prepared flour and a saltspoonful of salt. Lay in a deep pudding-dish fifteen peaches that have been peeled, stoned and quartered. Strew with sugar, pour the batter over and around them and bake in a steady oven. Eat at once with hard sauce.

Plum pudding

Seed and chop a pound of raisins, stem and wash a pound of currants, shred and mince three tablespoonfuls of citron and dredge with flour. Rub to a cream a half pound of sugar and half as much butter, and beat into them six whipped eggs, a cupful of milk, a quart of flour, and spices to taste. Stir in the fruit, last of all.

Baked orange pudding

Make a batter of two eggs, a cupful of milk, a tablespoonful of melted butter and about three cupfuls of flour into which have been sifted two teaspoonfuls of baking-powder. Peel, seed and cut into bits four oranges; beat these into the batter and bake in a greased pudding-dish in a hot oven. Serve with hot liquid sauce made according to the following recipe:

Orange sauce

Rub together five tablespoonfuls of butter and a cupful of granulated sugar. Put these into a saucepan and pour upon them half a cupful of boiling water, then the stiffened whites of three eggs, the juice of two oranges and half a lemon. Beat with an egg-beater until very foamy, and serve.

Raspberry cottage pudding

Rub to a cream a tablespoonful of butter and a scant cupful of sugar. Stir in a gill of cream, three beaten eggs, and two cupfuls of prepared flour. Last of all, add a pint of red raspberries, plentifully dredged with flour. Turn into a greased mold and bake for one hour. Serve hot with hard sauce into which has been beaten the juice from a pint of red raspberries.

Blackberry pudding

Beat three eggs light and stir them into two cupfuls of milk. Sift a quart of flour with two teaspoonfuls of baking-powder and beat this gradually into the eggs and milk. Dredge three cupfuls of blackberries with flour and stir these into the batter. Turn into a greased pudding-dish, and bake, covered, for an hour; then uncover and brown. Eat with hard sauce.

Cherry pudding

Stem and stone two heaping cupfuls of cherries. Beat three eggs light and stir into them a pint of milk, a tablespoonful of melted butter, and a quart of flour which has been twice sifted with two teaspoonfuls of baking-powder. Beat well, and add the cherries, which should be thoroughly dredged with flour. Stir these in, lightly and quickly; turn into a greased pudding-dish and bake in a steady oven for an hour and a half. Bake, covered, for the first hour; uncover and brown. Serve the pudding in the dish in which it was baked. Eat hot with a hard sauce.

Rhubarb pudding

Grease a pudding-dish and put into it a layer of bread-crumbs that have been soaked in a pint of water to which have been added the juice of a lemon and a half cupful of sugar. Sprinkle these crumbs with bits of butter, and put over them a thick layer of stewed rhubarb well sweetened. Now add more crumbs and more rhubarb, and proceed in this manner until the dish is full. Sprinkle the top of the pudding with dry bread-crumbs dotted with bits of butter. Bake, covered, for half an hour; uncover, and bake for ten minutes longer. Eat with hard sauce, flavored with powdered nutmeg.

Brown betty

Peel and chop enough apples to make two cupfuls. Have ready one cupful of fine bread-crumbs and two tablespoonfuls of butter cut into small bits. Butter a bake-dish and put in the bottom of it a layer of chopped apple sprinkled with sugar, bits of butter, and a very little cinnamon; over this spread a layer of crumbs. Then comes another layer of apple, and so on until the dish is full. The topmost layer must be of crumbs dotted with bits of butter. Bake, closely covered, for forty minutes; remove the cover, set the dish on the upper grating of the oven, and brown the pudding. Serve hot, with hard butter and sugar sauce.

Rice custard pudding

Make a white sauce by cooking together, until they bubble, a tablespoonful of flour and one of butter, and pouring on them a cupful of milk. Stir until thick, and set aside to cool. When cool, beat into this sauce three-quarters of a cupful of cold boiled rice and four well-beaten eggs. Turn into a buttered pudding-dish, put the dish into a pan of boiling water and cook until the custard is set. A quarter of an hour should suffice. Eat with a vanilla sauce made according to the following directions:

Put a cupful of boiling water into a saucepan over the fire, set into it two teaspoonfuls of corn-starch dissolved in cold water

one teaspoonful of butter, half a cupful of sugar, a teaspoonful of lemon juice and a teaspoonful of vanilla. Stir until the sauce boils and thickens.

Poor man's pudding

Pare the crusts from slices of graham bread, toast delicately and cut the slices into dice. Butter a pudding-dish and strew the bottom with these bread dice. Moisten with a very little milk, and sprinkle with granulated sugar. Cover with apple sauce, well sweetened. Add more bread dice, then apple sauce, and proceed in this way until your dish is full. Let the top layer be of apple sauce. Strew with bread-crumbs and sprinkle with cinnamon. Cover and bake in a hot oven for twenty minutes, then uncover and brown. Eat cold with sugar and cream.

Canned peach puddings

Sift twice with two cupfuls of flour a heaping teaspoonful of baking-powder and a half teaspoonful of salt. Chop into this a tablespoonful of butter. Beat two eggs light, and mix with two cupfuls of milk. Wet the prepared flour into a soft dough with the milk and eggs. Butter several deep pâté-pans. Put half a peach into the bottom of each; dust with sugar and cover with batter; then, another peach and so on, until the pans are full. Set in a pan of boiling water in a good oven and bake, covered, twenty minutes. Uncover, cook five minutes longer, and turn out upon a hot dish.

Make sauce for them by adding sugar to the peach syrup, heating and stirring in a roux of one tablespoonful of butter cooked with a teaspoonful of flour.

A German pudding

Three-quarters of a cupful of seeded raisins, three-quarters of a cupful of cleaned currants, one-half cupful of chopped almonds, one-half cupful of sugar, six eggs, one-half cupful of sweet milk, five slices of stale white bread.

Cut the crust from the bread, cut the bread slices into small cubes, and fry them to a golden-brown in a large tablespoonful of butter. Have a pudding-dish buttered; put in a layer of bread, next of fruits and nuts mixed together, then more bread. Beat the yolks, sugar, milk and a little grated lemon peel; add the beaten whites of four eggs; pour this mixture over the pudding and bake slowly for three-quarters of an hour. When done, beat the remaining whites of the eggs light with a tablespoonful of sugar, spread upon the pudding and brown slightly. Serve warm with fruit sauce.

Baked Indian pudding

Stir into a cupful of yellow corn-meal a half teaspoonful of salt; pour gradually upon the salted meal two cupfuls of boiling water, and beat until free of lumps. Have ready heated in a large double boiler five cupfuls of milk, and into this stir the scalded meal. Boil for an hour. Whip four eggs very light, and into them a gill of molasses, a tablespoonful of melted butter, and a quarter of a teaspoonful, each, of powdered cinnamon and nutmeg. Now remove the boiled meal from the fire and add it very slowly, beating steadily, to the egg mixture. Turn all into a deep, greased pudding-dish and bake, covered, for nearly an hour. Uncover and brown. Serve the pudding from the dish in which it was baked. Eat with hard sauce flavored with lemon juice.

Baked Indian puddings

Make a mush as directed in last recipe. Beat light three eggs and one cupful of molasses, one tablespoonful of softened butter, one teaspoonful of soda. Ginger to taste. Stir in mush enough to make a thick batter. Butter and heat a dozen pâté-pans, fill only half-full with the mixture, put a raisin on top of each, and bake to a nice brown. Run a knife inside of the pans and turn out upon a hot dish. Serve with hard sauce flavored with vanilla.

Macaroni pudding

Break a half pound of spaghetti into bits of uniform length, and cook in a double boiler until tender. Have heated a pint and a half of rich milk, and thicken this slightly with a half teaspoonful of corn-starch rubbed into a teaspoonful of butter. When the milk is of the consistency of cream, drain the macaroni and stir into it this white sauce. Put into a double boiler and heat for five minutes. Turn into a deep dish, sprinkle lightly with powdered cinnamon, and serve with butter and sugar.

Bread-crumb pudding

Soak a pint of fine dry bread-crumbs for two hours in a quart of milk, then beat in two tablespoonfuls of melted butter, a half teaspoonful of powdered nutmeg, the whipped yolks and the stiffened whites of four eggs. Bake in a buttered pudding-dish and eat hot with hard sauce.

Cottage pudding (excellent)

Sift three cupfuls of flour twice with one teaspoonful of baking-powder and a little salt. Rub to a cream a cupful of powdered sugar and a heaping tablespoonful of butter. Beat two eggs light—yolks and whites separately. Mix the yolks with the creamed butter and sugar, then one cupful of milk; lastly, the prepared flour, alternately with the frothed whites. Bake, covered, in a buttered mold until a straw comes out clean from the thickest part.

Eat with hard, or with liquid sauce.

Bread and fig pudding

Cut figs into small dice. Make a custard by heating a cupful of milk and pouring it upon four eggs beaten light with six tablespoonfuls of sugar, then cooking it until it is just thick enough to coat the spoon. Dip crustless slices of bread for a second in milk; put a layer of them into a pudding-dish, cover with the

fig-dice, and pour over all the hot custard. Then put in more bread, more figs and custard, and proceed until the dish is full. Wait a moment for the bread to absorb some of the custard, and pour the rest of the hot liquid into the dish until it is full to the brim. Cover the dish and bake until the custard is set; uncover and brown. Serve as soon as baked. Eat with a hard sauce.

Peach scallop

Peel and chop enough peaches to make two cupfuls. Put a layer of them into the bottom of a greased pudding-dish, sprinkle thickly with sugar, add a layer of stale sponge cake-crumbs, then more sugared peaches, and so on until the dish is full. Sprinkle with sugar and crumbs, and bake for three-quarters of an hour. Eat hot with hard sauce.

Date pudding

Substitute dates, stoned and minced, for figs in the next-to-the-last recipe.

Queen of puddings

Beat the yolks of four eggs light, add a cupful of sugar, a tablespoonful of softened butter, and when these are well-mixed, four cupfuls of milk. Lastly, beat in two cupfuls of dried crumbs, and turn into a buttered pudding-dish. Bake like a custard. When baked, spread over the top strawberries, sliced peaches or jelly of any sweet kind, and cover the whole with the whites of the eggs beaten stiff with half a cupful of sugar. Brown lightly in the oven. Sift powdered sugar over fresh fruit if it is used, and always over the meringue. Eat warm with sugar and cream, or very cold with the same.

An old-fashioned bread pudding

Soak a pint of fine crumbs in a quart of milk, and when they have soaked for two hours, stir in four well-beaten egg yolks, two tablespoonfuls of melted butter, a scant half teaspoonful of soda dissolved in a little boiling water and a pinch of nutmeg.

Last of all, fold in lightly the stiffened whites of the eggs. Bake in a well-greased pudding-dish, cover for half an hour, then uncover and brown. Send to the table as soon as done and eat with hot wine sauce.

A baked Charlotte

Slice stale cake as neatly as may be. Spread each piece with jam or jelly; pack closely in a greased pudding-dish; pour over it a raw custard made by beating an egg very light and stirring it into a large cupful of milk. No sugar is needed. Bake, covered, for half an hour. Eat hot with lemon sauce, or very cold with cream.

Apple meringue pudding

Four cupfuls of well-sweetened apple sauce, run through a colander and beaten with an egg-whisk until light and creamy. One cupful of fine bread-crumbs; three eggs; one glass of sherry; one tablespoonful of butter (melted); juice of a lemon and half the grated rind; mace and cinnamon to taste. Mix crumbs, apple sauce and melted butter well together, add the seasoning, the lemon, and finally the beaten yolks of the eggs. Beat hard for one minute, turn into a buttered pudding-dish and bake, covered, for half an hour. Draw to the oven door and spread with a meringue made of the stiffened whites of the eggs. Eat ice-cold with cream.

Chocolate pudding

Make a good custard of a quart of milk, the yolk of five eggs and a cupful of sugar. Have ready two tablespoonfuls of corn-starch wet with cold milk. When the custard is hot, take from the fire, stir this in, with four tablespoonfuls of grated, unsweetened chocolate. Turn into a buttered pudding-dish and bake, covered, for half an hour. Draw to the door of the oven and spread with a stiff meringue made of the whites whipped light with two tablespoonfuls of powdered sugar and a teaspoonful of vanilla. Return to the oven for one minute, or until the meringue is "set."

Eat cold with whipped cream.

Summer squash pudding

Stew the squash, drain and rub through your vegetable press. To each pint add one cupful of sugar, one-half teaspoonful of mace and a little salt, and slowly pour over and mix in one quart of boiling milk. Set aside until perfectly cold, when add the yolks of five well-beaten eggs and a cupful of thick cream; bake in a pudding-dish in a moderate oven until firm in the center.

Draw to the oven door and cover with the whites of three eggs beaten to a meringue with a cup of fine macaroon-crumbs. Shut the oven and brown lightly.

Eat cold. It will be found very nice.

Cornstarch pudding

Dissolve three tablespoonfuls of corn-starch in a cupful of milk. then set aside until cool. Now beat in three tablespoonfuls of sugar and three beaten eggs with a teaspoonful of melted butter. Stir until thick and smooth. Scald a pint of milk and add to it the corn-starch and cold milk. Season with vanilla, and bake in a buttered pudding-dish. Serve cold with sweetened cream.

Bread-and-milk pudding

Soak two cupfuls of fine crumbs in a quart of milk for an hour. Stir in a tablespoonful of melted butter and a teaspoonful of vanilla. Now beat in three well-whipped eggs; turn into a buttered pudding-dish and bake until set. Eat hot with sugar and butter, or cream and sugar.

Bread-crumb pudding

Soak three cupfuls of fine crumbs for an hour in a quart of milk. Beat into the soaked crumbs four eggs, whipped light, a tablespoonful of melted butter and a teaspoonful of vanilla. Turn into a greased pudding-dish and bake, covered, for twenty minutes; uncover and brown. Eat at once with hard sauce flavored with vanilla.

Polly's pudding

(A Virginia recipe)

Make a custard of two cupfuls of hot milk poured gradually upon the yolks of three eggs beaten light with four tablespoonfuls of sugar. Butter a pudding-dish and sprinkle the bottom with finely-minced candied lemon peel, minced crystallized fruit, and a very little shredded suet, then a layer of fine crumbs. Cover each layer with a few spoonfuls of the warm custard as you go on until the dish is full. Cover and bake half an hour; spread with a meringue made of the whites and a tablespoonful of sugar and color lightly. Eat cold.

Rice pudding without eggs

(Contributed)

Put into a baking-dish one cupful of rice; sweeten with a cupful of sugar; season with a teaspoonful, each, of salt, grated nutmeg and cinnamon. Scatter through the rice one-half cupful of seeded raisins and pour over it six cupfuls of milk. If the pudding looks dry, add another cupful of milk fifteen minutes before taking from the oven.

Rice pudding with eggs

(Contributed)

Boil until soft one cupful of rice in plenty of hot water. Drain and while hot add one tablespoonful of butter. When cold add to it one cupful of sugar, one teaspoonful of grated nutmeg and one teaspoonful of ground cinnamon. Beat four eggs very light, whites and yolks separately, and add them to the rice. Then add one cupful of seeded raisins. Stir in one cupful of sweet milk gradually, turn into a buttered baking-dish and bake in a hot oven.

Bird's nest pudding

(Contributed)

Put into a buttered baking-dish six or seven pared and cored apples. Mix to a smooth paste with cold milk five tablespoonfuls of flour, and add the yolks of three eggs well beaten. Then add one teaspoonful of salt and the whites of the eggs well beaten. Then more milk, using one pint in all. Pour this mixture over the apples and bake one hour in a moderate oven. Serve with any good sauce.

Minute pudding

(Contributed)

Beat two eggs very light and add a pint of flour and enough of a pint of milk to make it smooth. Put the remainder of the milk into a buttered saucepan; add a little salt, and when it comes to a boil add lightly the egg and flour mixture. Let it cook well and serve immediately with the following simple sauce: Rich milk or cream sweetened to taste and flavored with nutmeg.

Cracker pudding

Soak two cupfuls of crushed crackers, very fine, in a quart of hot milk, and stir in a double boiler over the fire until it smokes. Then put in a tablespoonful of butter, a saltspoonful of baking-powder and four beaten eggs. Turn into a greased pudding-dish and bake until the custard is set. Send to table at once, and eat with hard sauce.

Fruментy

(Old English recipe)

Cook a cupful of raw rice with two cupfuls of hot water in the inner vessel of a double boiler for half an hour. Then turn it into three cupfuls of milk heated in the double boiler, and cook until very tender. Stir in one level teaspoonful of salt and one level tablespoonful of butter. Beat two eggs light with two tablespoon-

fuls of sugar, and stir this into the hot rice when you take it from the fire.

Rub to a light cream two tablespoonfuls of brown sugar with one of butter and season with cinnamon. Turn the hot rice into a deep dish, spread this sauce smoothly over the top, and serve.

This dish, made with cracked wheat instead of rice, was what King Arthur's cook was bearing across the courtyard when Tom Thumb, dropped by the bird of prey, fell plump into it. It is sometimes called "fermenty."

Sago pudding

Soak half a cupful of sago in a cupful of cold water for two hours. Drain, put into the inner vessel of a farina kettle with a quart of hot milk, and simmer until the sago is clear, stirring up from the bottom several times. Add, then, a tablespoonful of butter, four of sugar, a good pinch of salt and three eggs beaten light. Beat all well and turn into a buttered bake-dish. Bake in a quick oven twenty minutes.

Eat hot with sauce, or cold with cream.

Apple soufflé pudding

Four eggs; one pint of milk; two tablespoonfuls of butter; six large apples, juicy and tart; a pinch of soda in the milk; two tablespoonfuls of flour.

Heat the milk; stir the butter over the fire until hot, then add the flour and mix to a paste; add the hot milk to this, stir until smooth, and pour gradually over the beaten yolks. Into this grate the pared apples, one by one, mixing well and quickly, that they may keep their color. Now, fold in the whites, beaten to a standing froth, pour into a buttered pudding-dish and bake very quickly.

Serve before it falls, and eat with hard or liquid sauce.

Apple puff

Peel and grate enough apples to make two cupfuls. Beat the whites of five eggs very stiff with four tablespoonfuls of powdered

sugar; stir in quickly the grated apples, and two teaspoonfuls of lemon juice. Turn into a pudding-dish and bake for half an hour. Eat as soon as baked with a hot custard sauce.

Cocoanut soufflé

Bring a pint of milk to the scalding point, and stir into it a cupful of grated cocoanut. Set aside until cold, then add five eggs, beaten very light, and a teaspoonful of essence of bitter almonds. Bake in a soufflé-dish until "set." Serve with sweetened whipped cream.

Rice soufflé

Make a white sauce of a cupful of milk thickened with a tablespoonful of flour rubbed into one of butter. Let this cool, then beat into it a teacupful of cold boiled rice, the whipped yolks and the stiffened whites of five eggs. Turn into a greased pudding mold and bake until set. Serve immediately. Eat with cream and sugar.

Rhubarb soufflé

Soak half a cupful of bread-crumbs for an hour in a cupful of milk. Beat six eggs light, yolks and whites separate. Stir the thickened yolks into the soaked crumbs; add a cupful of stewed and sweetened rhubarb, and, last of all, fold in the whites. Turn into a greased pudding-dish and bake, covered, for half an hour; then uncover and brown. Send to the table as soon as it is removed from the oven, and serve immediately with sweetened whipped cream.

Sweet omelet soufflé

Beat the yolks of four eggs stiff, and stir into them four tablespoonfuls of powdered sugar. Add two teaspoonfuls of vanilla, and beat hard for five minutes. Whip the whites of six eggs to a meringue with a heaping tablespoonful of powdered sugar, and stir lightly and quickly into the yolk mixture. Turn into a buttered pudding-dish and bake in a hot oven to a delicate brown. Serve immediately.

Prune soufflé (delicious)

Soak eighteen prunes over night and stew tender. Remove the stones and chop the prunes to a smooth pulp. Make a meringue of the whites of eight eggs and seven tablespoonfuls of powdered sugar. Beat the prunes into this, turn into a greased pudding-dish and bake for twenty minutes. Serve immediately with whipped cream.

Lemon soufflé

Make a white roux of two tablespoonfuls of butter and the same of flour; heat a cupful of milk to the boiling point, add to the roux and set aside to cool; then add the yolks of four eggs well beaten with powdered sugar and the juice and grated rind of one lemon. Just before putting into the oven to bake, stir in lightly the beaten whites of the eggs. Bake three-quarters of an hour and serve with whipped cream flavored with lemon and slightly sweetened.

Orange soufflé

(Contributed)

Cut stale sponge cake into small cubes and saturate with orange juice. Pour into a dish and pour over it rich custard. Cover with a good meringue, brown nicely and serve.

Bread soufflé

Soak a pint of bread-crumbs for two hours in a quart of rich milk. Beat hard until you have a soft mass. Stir into this the yolks of four beaten eggs, a tablespoonful of melted butter and, last of all, the stiffened whites of six eggs. Pour into a greased pudding-dish and bake for forty minutes in a steady oven. Serve immediately with a sweet, hot custard sauce made of the remaining yolks of the eggs.

Boiled rice with milk and egg

Wash a cupful of rice and cook in an abundance of boiling water slightly salted until tender, but not pasty. Drain off every drop

of the water, shaking the rice in a colander. Return the cereal to the fire in a double boiler and stir into it a quart of boiling milk, into which three beaten eggs have been gradually whipped. Cook gently for a few minutes, or until much of the milk has been absorbed. Eat with sugar and cream.

Banana soufflé

Peel and chop very fine five bananas. Into a pint of whipped cream stir five well-beaten eggs, then stir in quickly the banana pulp. Turn into a soufflé-dish, bake in a quick oven until brown and light, and serve immediately with sugar and cream.

Chocolate soufflé

(Contributed)

Cook together in a saucepan a tablespoonful of butter and two of flour, and as these thicken stir into them six tablespoonfuls of sweet milk. Beat thick and smooth, then pour upon the yolks of three eggs that have been beaten light with two tablespoonfuls of sugar. Whip hard, adding four tablespoonfuls of grated sweetened chocolate, until the mixture is lukewarm; put on the ice to cool, covering it to keep a crust from forming on top. When cold add the stiffened whites of the eggs, fold these in lightly and bake in a quick oven. Serve at once with sweetened whipped cream.

FRITTERS

IN making fritters an essential to their success is that the fat in which they are fried be very deep and boiling hot. Always test it by dropping into it a small spoonful of batter. If this do not rise quickly to the surface, swell rapidly, and acquire a light brown hue, your fat is too cool. Let it stand over the hottest part of the range for a few minutes and again test it. When it is at the right temperature fry your fritters quickly, dropping in the batter by the spoonful. When done, remove the fritters with :

perforated spoon, and lay them in a heated colander lined with brown paper. Transfer to a hot platter covered with a folded napkin and serve at once.

Fritters à la crème

Stir a pinch of soda into a pint of milk and heat in a double boiler. Wet two tablespoonfuls of corn-starch with cold milk, and when dissolved turn it into the hot milk. Stir until thick; remove from the fire, and beat into it a tablespoonful of melted butter, three beaten eggs and a teaspoonful of vanilla. Pour into a square pan and set aside until very cold. Cut the mixture into small triangles, dip into batter, and fry to a golden brown. Remove the fritters very carefully from the fat, as they are tender and break easily. Sprinkle with powdered sugar.

Apple fritters

Beat the yolks and whites of five eggs separately. Into the yolks stir three generous cupfuls of sweet milk, a pinch of salt and three scant cupfuls of flour, sifted with a teaspoonful of baking-powder. Beat for a minute, add the stiffened whites and, when these are blended, a cupful of peeled and thinly-sliced apples. When the fritters are done and transferred to a hot dish, sprinkle them liberally with powdered sugar to which a little cinnamon has been added.

Orange fritters

Make a plain fritter batter with two eggs, a cupful of milk, half a teaspoonful of salt and sufficient flour to make a batter that will pour from the spoon, or coat whatever fruit is put into it. Peel the oranges and separate into sections, taking out the seeds. Dip these sections into the batter, covering well, and slide carefully into hot cottolene or other fat, browning, first on one side, then on the other. They can be served with sauce, or simply dusted with powdered sugar. If served as a dessert, use a sauce.

Apricot fritters

Peel and slice fourteen firm apricots and lay them in cold water while you make a batter of the following ingredients: Four eggs, beaten light, a half-pint of milk, a pinch of salt, and a heaping cupful of flour sifted twice with a teaspoonful of baking-powder.

Remove the apricots from the water, and pat them dry between the folds of a clean dish towel. Beat the batter hard, stir into it the fruit and fry at once. Sprinkle with sugar while hot, and serve with a lemon sauce. Canned apricots may be used for this purpose, every drop of juice being removed.

Peach fritters

Peel and slice a dozen peaches, and stir them into a batter made by beating together three whipped eggs, a cupful of rich milk, a pinch of salt and a cupful of prepared flour. Drop this mixture by the spoonful into deep, boiling fat. When the fritters are of a golden-brown color, drain in a colander and sprinkle with powdered sugar. Serve very hot.

Rhubarb fritters

Scrape the stalks of the rhubarb, cut into quarter-inch lengths; stew in sugar and water for ten minutes; drain and set aside to get cold.

Make a batter of a half-pint of milk, three eggs, beaten light, and a cupful of prepared flour. Beat hard and stir into this batter a cupful of the rhubarb. Drop by the spoonful into deep, boiling cottolene or other fat, and fry to a bright brown. Serve with lemon sauce.

Banana fritters (No. 1)

Whip three eggs very light and beat into them a cupful of milk and a cupful of flour that has been sifted with a teaspoonful of baking-powder and a saltspoonful of salt. Cut six bananas

into small bits, stir these into the batter, and drop by the spoonful into deep, boiling cottolene or other fat. When golden brown, drain in a colander lined with tissue-paper. Sprinkle with powdered sugar, and serve hot.

Banana fritters (No. 2)

Peel and cut bananas lengthwise into thick slices. Squeeze over them a few drops of lemon juice, then turn over and squeeze juice on the under side. Dry between soft cloths, and dip into fritter batter, coating each slice thoroughly. Fry in deep, boiling cottolene or other fat to a light brown.

Swiss fritters

Slice stale bread nearly an inch thick, cut round with a cake-cutter, and fry quickly in deep hot cottolene or other fat. Drop each round, as soon as done, into boiling water for one second, to remove superfluous grease. Spread the fritters, as fast as they are fried and dipped, with powdered sugar, wet up with lemon juice. Cover and keep hot until needed.

Almond roulettes

Make a paste of twenty-five blanched and chopped almonds, a pint of fine bread-crumbs, a teaspoonful of extract of bitter almonds, the whipped whites of two eggs and a heaping teaspoonful of cornstarch. Form into balls, and set these in the ice-box for an hour. Make a batter of a cupful of lukewarm water, a pinch of salt, the frothed white of an egg, and a cupful of prepared flour. Take the balls of nut-paste from the ice-chest, dip each ball in the batter, rolling it about until thoroughly coated, and fry in boiling butter. Serve with a cream sauce.

Sweet potato fritters

Boil, skin, and dry in an open oven. Mash while warm, and rub through a colander, or a vegetable press. Stir into a pint of

potatoes a cupful of milk, a tablespoonful of butter, a little salt and two tablespoonfuls of sugar; finally, the yolks of two beaten eggs. With floured hands shape into flat cakes, dip into the frothed whites, then in cracker-crumbs, repeating the process. Leave upon ice two hours and fry in deep, boiling cottolene or other fat to a golden brown.

Eat with lemon sauce.

PANCAKES AND DUMPLINGS

Risen pancakes

MAKE a sponge of a quart of flour, a half-cake of compressed yeast dissolved in a little water, and a teaspoonful of salt. Set to rise all night; in the morning beat in three well-whipped eggs and a tablespoonful of melted butter. Bake on a soapstone griddle.

Jersey pancakes

Four heaping tablespoonfuls of flour, mixed with sufficient milk to make a good batter. Add the beaten yolks of four eggs, and salt to taste; lastly, add the well-beaten whites of the eggs. Melt a tablespoonful of butter in a frying-pan, pour in batter until the bottom of the pan is thinly covered. Bake brown on both sides. When done, fold like an omelet, strewing sugar seasoned with powdered cinnamon between the folds.

Italian pancakes

Make a batter of a cupful of milk, three eggs beaten light, a saltspoonful of salt, two teaspoonfuls of salad oil, two teaspoonfuls of sugar and a half cupful of white flour. Beat hard and set aside for an hour. Put a little butter in a frying-pan, and when very hot pour in enough batter to cover the bottom of the pan. When brown on one side, turn and brown on the other. Spread with jelly; roll and sprinkle with powdered sugar.

Jelly pancakes

Make a batter of five beaten eggs, two tablespoonfuls of melted butter, three cupfuls of milk, and *about* a quart of prepared flour. Mix well and fry in a large frying-pan in which a little butter has been melted. The batter should cover the entire bottom of the pan. When brown on one side, turn. When done, spread with fruit jelly, and roll up as you would a sheet of music. Sprinkle with powdered sugar, and send at once to the table.

Cherry dumplings

Into a pint of prepared flour chop a heaping tablespoonful of butter, stir in a cupful of milk and work into a dough. Roll into a sheet, and cut into squares about four inches across. In the center of each square put a great spoonful of stoned and sugared cherries, pinch the four corners of the pastry together in the middle over the cherries and lay the dumplings, joined sides down, in a floured baking-pan. Bake and eat hot with a hard sauce.

Raspberry dumplings

Make a dough of a quart of flour sifted with a half teaspoonful of salt and two teaspoonfuls of baking-powder, two tablespoonfuls of butter chopped into bits, and a pint of milk.

Roll this dough out and cut into pieces about five inches square. In the middle of each of these squares put a heaping tablespoonful of black raspberries, sprinkle liberally with sugar, and turn over upon them the four corners of the dough square, pinching them together in the middle. Put in the oven and bake for half an hour.

Apple dumplings

Sift an even quart of flour twice with one and a half teaspoonfuls of baking-powder, and half a teaspoonful of salt. Chop into this a tablespoonful of cottolene or other fat and one of butter. Mix into a soft dough with two cupfuls of milk; roll out into a sheet a scant half-inch thick, and cut into squares about five inches

each way. Lay in the center of each a large tart apple, pared and cored. Fill the space left by coring with sugar, fold the corners together, enveloping the apple, tie up in cheese-cloth squares, dipped into hot water, and well floured on the inside. Have ready a pot of boiling water. Drop in the dumplings and cook fast one hour. Dip each for one second in cold water to loosen the cloth, turn out upon a hot dish and eat with hard sauce.

Peach dumplings

Make as you would apple dumplings, substituting for the cored apple a stoned peach, the cavity filled with sugar, then the halves neatly fitted together. They are very good.

Suet dumplings

Rub a cupful of white suet free from strings, and powder it fine. Rub and chop it into two cupfuls of fine crumbs. Sift a teaspoonful of baking-powder three times with four tablespoonfuls of flour, and work into the crumbs and suet. Add a teaspoonful of salt. Beat three eggs very light and stir into a cupful and a half of milk. With this wet crumbs and flour into a rather stiff dough. Make into dumplings with floured hands; tie up in cheese-cloth dipped in hot water and floured on the inside, leaving plenty of room to swell, and boil one hour.

Eat with liquid sauce.

Cornmeal dumplings

Scald a quart of milk, stir in three cupfuls of Indian meal, or enough to make a stiff dough; cook for five minutes, stirring often from the bottom. Take from the fire; beat in one-half cupful of powdered suet with a teaspoonful of salt, and let it get perfectly cold. Then add three eggs beaten light with two tablespoonfuls of sugar, and, lastly, a tablespoonful of flour sifted three times with half a teaspoonful of baking-powder. Make out into balls the size of an egg with floured hands, envelop in cheese-cloth squares, prepared as directed in preceding recipes.

The dumplings will double their size in boiling, so make allowances in tying them up.

Boil one hour hard. Dip into cold water for a second, turn out and eat with hard sauce.

Orange dumplings

Chop a tablespoonful of butter into two cupfuls of flour which has been twice sifted with one teaspoonful of baking-powder and a quarter-teaspoonful of salt. Mix with a cupful of milk to a soft dough, and roll this into a sheet a half-inch thick; cut into squares; lay in each a peeled, sliced and seeded orange, and sprinkle thickly with sugar. Envelop in cheese-cloth squares as already directed, and proceed as with other fruit dumplings.

SOME PUDDING SAUCES

Cream sauce

WORK two tablespoonfuls of butter into a half cupful of sugar, then the beaten yolks of two eggs and a cupful of rich cream, to which a pinch of soda has been added. Cook altogether, stirring constantly in a double boiler, until like thick cream and very smooth; add a generous wineglassful of sherry, and serve. This is a delicious pudding sauce.

Chocolate sauce

Boil together a half cupful of sugar and a cupful of water for five minutes; stir in four tablespoonfuls of chocolate dissolved in a gill of milk, and a tablespoonful of arrowroot dissolved in four tablespoonfuls of cold water. Boil for five minutes longer, stirring steadily, add a teaspoonful of vanilla and a dash of cinnamon, and serve.

Hard sauce

Work two tablespoonfuls of butter and a cupful of powdered sugar to a white cream, then beat in the juice of a lemon and a pinch of nutmeg. Set in a cold place until needed.

Canned fruit sauce

Heat with additional sugar, one large cupful of any kind of fruit juice or syrup left from canning. If fresh fruit juice is used, more sugar will be needed than for the syrup. About one-half cupful of sugar to each cupful of juice is an average amount. Mix one teaspoonful of cornstarch with the sugar, or wet it with the liquid if syrup is used, also one tablespoonful of butter. Boil all together for five minutes.

Meringue sauce

Rub to a light cream one-half cupful of butter with one cupful of powdered sugar. When light and almost snow white, add gradually two tablespoonfuls of fruit juice or syrup, and, just before serving, one-fourth of a cupful of boiling water, and the white of an egg beaten to a froth.

Lemon sauce

Cook for fifteen minutes one cupful of sugar with three tablespoonfuls of boiling water, a half teaspoonful of grated lemon peel, and the strained juice of a lemon.

Take from the fire, and pour gradually upon the beaten yolks of three eggs. Set in boiling water and stir until the eggs are "set," but not until they begin to harden.

Caramel sauce

Put a cupful of sugar into a saucepan and stir over the fire until melted and light brown. Add one cupful of boiling water and let it simmer gently for ten minutes. When cool stir in a teaspoonful of vanilla.

Jelly sauce

Put into a saucepan over the fire one cupful of boiling water, one-half cupful of jelly, two tablespoonfuls of sugar and two tablespoonfuls of butter. When melted stir into it a teaspoonful of cornstarch dissolved in one-half cupful of cold water, and let it come to a boil. Keep warm over hot water until ready to use.

Foamy sauce

To the beaten whites of two eggs add one cupful of sugar. Beat thoroughly and add one cupful of boiling milk. When cool add one teaspoonful of vanilla.

Maraschino sauce

Put into a saucepan three-fourths of a cupful of boiling water and one-third of a cupful of sugar. Add one-fourth of a cupful of Maraschino cherries cut in halves, one-half cupful of Maraschino syrup and one-half tablespoonful of butter. When this comes to a boil, stir in slowly two teaspoonfuls of cornstarch dissolved in a little cold water. Boil for five minutes.

Vanilla sauce

Add one well-beaten egg to one-half pint of milk. Sweeten to taste. Pour the mixture into a double boiler and cook over water until it begins to thicken; take from the fire and add one teaspoonful of vanilla. Serve hot.

Apricot sauce

(Contributed)

Rub three-fourths of a cupful of apricots through a sieve. Whip three-fourths of a cupful of heavy cream, sweetened and flavored. When stiff and dry, add the apricot pulp.

Plain whipped cream

(Contributed)

Add to one cupful of "double" cream, one-half cupful of powdered sugar, and one teaspoonful of lemon or vanilla. Put in a bowl and set in a larger bowl of cracked ice. Chill the whip, for everything must be very cold; whip until stiff and dry, then add the beaten white of one egg.

Strawberry sauce

Boil together for ten minutes three-fourths of a cupful of sugar and one-half cupful of water. Run through a vegetable press one pint of strawberries, and when the syrup is cool, add the strawberry pulp and one-half teaspoonful of vanilla.

Madeira sauce

Put one tablespoonful of butter into a saucepan. Stir into it one tablespoonful of flour and cook for one minute; add one pint of boiling water, stirring all the time until it boils. Next, add one-half cupful of sugar and one tablespoonful of caramel. Let it stand over boiling water for ten minutes and just before serving add one-fourth of a cupful of Madeira wine.

Claret sauce

(Contributed)

Make a syrup by boiling one cupful of sugar and one-third of a cup of water. When cold add one-third of a cupful of claret.

Brandy sauce (liquid)

Work two tablespoonfuls of butter into two cupfuls of powdered sugar, moistening with boiling water. Beat hard for five minutes, and set within a saucepan of water at a hard boil. Stir until scalding hot, add a teaspoonful of cornstarch wet in cold

water, cook one minute and pour in a glass of good brandy. Take at once from the fire.

Wine sauce (liquid)

Make as just directed, but using wine in place of brandy.

COLD PUDDINGS AND CUSTARDS

BESIDES the ordinary baked and boiled custards, there are many varieties which are easily prepared, and are delicious, as well as digestible. The milk of which these are made should always have added to it a bit of soda the size of a pea to prevent curdling. I shall not mention this in the following recipes, as I shall take it for granted that the precaution has been taken.

Boiled cup custards

Heat a quart of milk in a double boiler, but do not bring it quite to the boil. Beat five eggs light and stir into them half a cupful of sugar. On this mixture pour the scalding milk very gradually, beating steadily all the time. Return to the double boiler, and cook, stirring constantly, until the custard is thick enough to coat the spoon. If boiled longer than this it will curdle and separate. Remove the custard from the fire, season with two teaspoonfuls of vanilla and set aside to cool. When cold, nearly fill glasses or cups with the mixture and heap with a meringue made by whipping the whites of two eggs stiff with two tablespoonfuls of sugar.

Baked custard

Proceed exactly as in the preceding recipe until you have poured the hot milk on the sugar and eggs. At this point flavor the mixture with two teaspoonfuls of vanilla, and turn it into a pudding-dish. Grate nutmeg over the top of the custard, set the pudding-dish in an outer pan of boiling water, and bake in a moderate oven. When the custard is firm it is done.

Boiled chocolate custards

(Contributed)

Scald a quart of milk in a double boiler, and stir into it a bit of soda the size of a pea. Beat five eggs light with a half cupful of powdered sugar, and whip into them five tablespoonfuls of grated chocolate. Pour the scalding milk upon this mixture, return it to the fire in a double boiler, and cook, stirring constantly until it thickens and coats the spoon. Remove from the fire and flavor with a teaspoonful of vanilla. When cold, pour into custard cups or glasses, and heap sweetened whipped cream upon the top of each.

Baked chocolate custard

Into a quart of scalding milk stir five tablespoonfuls of grated chocolate wet with cold milk. Cook for a minute. Have the yolks of seven eggs and the whites of five (reserving the other whites for a meringue) beaten light with a cupful of sugar. Pour the scalding milk and chocolate gradually on the eggs and sugar, and turn into a buttered pudding-dish set in a pan of boiling water. Bake until firm, then draw to the door of the oven and spread with a meringue made of the reserved whites and two tablespoonfuls of powdered sugar. Return to the oven and bake to a delicate brown. Eat cold with cream.

French tapioca custard

Soak four tablespoonfuls of tapioca in two cupfuls of cold water and let it stand for four hours; add a quart of scalding milk, and stir for a minute. Turn all into a double boiler, and bring to the scalding point, then pour gradually upon the yolks of four eggs beaten light with a cupful of sugar. Cook again in a double boiler for ten minutes, by which time the custard should be thick. Set in the ice until very cold. Now whip the whites of the four eggs stiff, beat them into the custard, add two teaspoonfuls of vanilla, turn into a glass bowl, and serve.

Tapioca cocoanut custard

Make as directed in last recipe, but add to the beaten whites at the last a cupful of finely-grated cocoanut sweetened with powdered sugar.

Floating island

Heat a pint of milk to scalding in a double boiler. Beat the yolks of three eggs stiff—setting the whites in the ice-box until they are needed for a meringue. Into the whipped yolks stir three tablespoonfuls of granulated sugar, and pour the scalding milk gradually upon these. Return to the fire and cook, stirring all the time, until the custard is thick enough to coat the spoon. Remove from the fire, and, when the custard is cool, flavor with a teaspoonful of vanilla and turn into a glass bowl. Whip the chilled whites to a stiff meringue and beat into this, a little at a time, three tablespoonfuls of red jelly—catawba grape or currant. The meringue should be pink in color, and may be heaped upon the top of the custard in the bowl.

Rice custard

Cream a tablespoonful of butter with two of powdered sugar, and gradually work in three beaten eggs. Add two cupfuls of milk, and when you have a smooth mixture, two cupfuls of cold, boiled rice. Beat until free from lumps, add a pinch of salt, and turn into a greased pudding-dish. Set in the oven in a pan of boiling water, and bake, covered, until the custard is set. Uncover and brown. Eat cold with sugar and cream.

Cocoanut custard

Wet five tablespoonfuls of cornstarch with cold milk, and stir it into a quart of scalding milk until thick and free of lumps. Whip six eggs light with a cupful of sugar, and add gradually to the thickened milk. Cook for five minutes; add, at once, a grated cocoanut, and take from the fire. Flavor with a teaspoonful of

rose-water, and when it begins to cool, pour into a glass bowl. When cold, eat with sugar and cream.

Orange custard

(Contributed)

Squeeze out and strain the juice of six good oranges. Add a cupful of sugar and cook slowly for half an hour, skimming often. Take from the fire and turn into a bowl. When lukewarm, pour gradually, beating all the time, upon a warm custard made of the yolks of five eggs and two cupfuls of milk. Put in your egg-whip and beat steadily five minutes. Turn into a glass bowl, and lay upon the top a meringue made by whipping the whites of the eggs with five tablespoonfuls of powdered sugar. Set upon ice until very cold.

Coffee custards

Into a quart of rich custard cooked and still warm stir a pint of very strong, clear, hot, black coffee. Beat for five minutes until thick and creamy. Fill glasses or custard cups with it, and heap whipped cream on top of each. Set in cracked ice until you serve.

Cinnamon custard

(Contributed)

Bring a quart of milk to the boiling point. Add a saltspoon of salt, a piece of cinnamon stick and three ounces of sugar. Strain, and when cold mix with two or three well-beaten eggs. Pour into a pudding-dish and cover the top of the dish with slices of brown bread, buttered on both sides and cut in triangular pieces. Bake in a slow oven and serve with hot sauce.

WHIPPED CREAM DISHES

THE easiest and most rapid way to whip cream is with an ordinary, old-fashioned wire egg-whip. Put the cream into a shallow dish and set in the ice-box until thoroughly chilled. Into a

half-pint stir two teaspoonfuls of sugar and begin at once to beat with regular, steady strokes, not removing the froth as it forms, but whipping until the cream is a thick, stiff, smooth mass. If the cream is cold, if the utensils are chilled, and the room is not too warm, the desired effect may be produced in ten minutes. I have done it in five. When the sillibub has reached the right consistency add a teaspoonful of such flavoring as you desire. A half-pint of cream whips to a pint.

Orange cream

Soak a half-package of gelatine in a cupful of cold water for an hour, then stir it into a cupful of boiling water. Have ready the juice of two oranges and the grated rind of one, and pour over them a cupful of sugar and the hot liquid gelatine. Set at the side of the range while you beat the yolks of three eggs stiff. Strain the hot liquid and pour, a very little at a time, upon the beaten yolks, stirring constantly. Heat again in a double boiler, beating all the while, and as soon as the custard reaches the boiling point remove and set aside to cool. When cold and thick, beat into it a pint of whipped cream.

Chestnuts with whipped cream

Shell and boil Spanish chestnuts, remove the skins and rub the nuts through a colander. Sweeten to taste and beat to a soft paste with a little cream. Form the mixture into a pyramid in the center of a chilled platter, and heap sweetened, whipped cream around it.

Prune Charlotte

Stew a dozen and a half large prunes; when cold, remove the stones and chop fine. Whip a pint of cream very stiff with three tablespoonfuls of sugar, then whip the minced prunes into this. Line a glass dish with lady-fingers, or thin slices of sponge cake, and fill the center with the prune cream. Set in the ice-box until time to serve.

Fruited whipped cream

Whip a pint of cream stiff, sweeten abundantly and stir into it lightly a cup of whole strawberries, a banana peeled, and cut into dice an orange, treated in the same way, and a cup of finely-minced pineapple. Serve very cold. As the fruits are acid, the cream should be very sweet.

Peach sponge

Mash two quarts of peeled and cut-up peaches. Strew sugar over them, and let them stand for an hour to draw out the juice. Put the fruit through a vegetable press and extract all the juice. Soak a box of gelatine in cold water until dissolved, add four tablespoonfuls of sugar, and heat to scalding. Now stir in the peach juice, remove from the fire, and strain. When cool, set the bowl containing the mixture in a pan of ice, and beat into it a pint of whipped cream. When very stiff turn into a mold to form.

Peach tapioca

Soak a cup of tapioca over night. Peel and cut up ten peaches; add a cup of sugar and stew until tender. Boil the tapioca in two cups of water until clear, then stir the stewed peaches into it. Remove from the fire, add the juice of a small lemon and set away to cool. Eat with whipped cream.

Strawberry float

Mash two quarts of berries and strain off the juice. Sweeten this and add it to a pint of very rich cream. Whip the whites of four eggs stiff with six tablespoonfuls of powdered sugar, and beat in the mashed berries. Put the pink cream in the bottom of a glass bowl and heap the strawberry meringue high upon it.

Raspberry float

May be made according to the foregoing recipe, substituting raspberries for strawberries.

Pineapple Charlotte

Grate or chop a pineapple very fine, after peeling it and removing the "eyes." Soak a half-box of gelatine for an hour in a half cupful of cold water, then add a cupful of granulated sugar and a cupful of boiling water, and stir over the fire just long enough to dissolve the gelatine. As the mixture cools add the pineapple; set the bowl containing it in a vessel of cracked ice, and stir steadily until the mixture thickens. Now beat in a pint of sweetened, whipped cream and turn into a mold wet with cold water. When formed, eat with powdered sugar and cream.

Apple snow

Stew peeled and sliced apples until they are so soft that they can be rubbed through a colander. There should be a pint of this apple sauce. Set aside until cold. Beat the whites of three eggs to a stiff froth, and into this beat the apples by the spoonful, alternately with a cupful of powdered sugar. When very stiff, add a teaspoonful of lemon juice, turn into chilled glasses, heap whipped cream upon the top, and serve.

Marrons with whipped cream

Chop half a bottle of marrons and put a teaspoonful in the bottom of each glass custard cup. Pour a little of the liquor in which they were put upon these, and fill the glasses with whipped cream. Set in cracked ice until served.

Whipped cream with macaroons

Crush stale almond macaroons fine, and beat into whipped cream just before serving. Heap in a chilled bowl, sift macaroon-crumbs thickly on top, and serve.

Orange and cocoanut delight

Use very sweet oranges for this dish, and do not try dried cocoanut. Buy the fresh fruit, and grate it.

In the bottom of a glass bowl put a layer of sliced and seeded oranges, sprinkle with granulated sugar, and then with a layer of the grated cocoanut. On this put a generous spoonful of sweetened and whipped cream. Now another layer of the sugared oranges, more cocoanut and whipped cream, and so on until the dish is full. The top layer must be of whipped cream, heaped high in the center.

Pineapple snow

Soak a half-box of gelatine in a scant cupful of cold water for an hour. Peel a small pineapple, and grate it; then cover with a cup of sugar, and let it stand for an hour before stirring the soaked gelatine into it. Turn all into a saucepan set within a pan of boiling water, and stir until the gelatine and sugar are dissolved. Remove from the fire and let it cool, but not stiffen. Whip a pint of cream very stiff. Stand the saucepan containing the gelatine and pineapple in a deep bowl of cracked ice and, as the mixture stiffens, beat into it, by the spoonful, the whipped cream. Beat steadily until all the cream is in, and the jelly is stiff and white. Turn into a glass bowl, and set in the ice for some hours. Serve with rich cream.

Raspberry cream sponge

Mash a quart of red raspberries, and stir into them a large cupful of granulated sugar. Soak a half cupful of gelatine in a cupful of cold water for an hour. Pour upon the gelatine a cupful of boiling water. Stir until the gelatine is dissolved, then add the sweetened berries. Strain all through a muslin bag, pressing hard to extract the juice. Turn into a bowl to get cool. When cool, set the bowl in an outer vessel of cracked ice, and as the jelly stiffens, beat into it, by the spoonful, a pint of whipped

cream. Beat until stiff and very cold. Set in the ice to form. Serve with sweetened cream.

Banana froth

Whip a cupful of cream stiff. Rub enough bananas through a fine sieve to make a cupful of pulp, and beat this *at once* into the whipped cream; add four tablespoonfuls of powdered sugar, and beat to a frothy mass. Line a glass dish with almond macaroons, fill it with the banana cream, and sprinkle this generously with tiny bits of crystallized cherries, citron and blanched and minced almonds. Serve *at once*. Of course, the fruits and nuts must be minced and made ready before the preparation of the banana cream is begun.

Macaroon Charlotte Russe

Soak macaroons in custard until rather soft, but not broken, and line a dish with them. Beat a pint of cream stiff, and stir into it half a cupful of blanched and chopped almonds and the same quantity of minced citron. Heap this upon the soaked macaroons.

BLANC MANGE

Arrowroot blanc mange

Put half a pint of milk into a double boiler, and when it reaches the scalding point stir into it three heaping teaspoonfuls of arrowroot which have been dissolved in a gill of cold water. Stir until thick and smooth; remove from the fire, flavor with a half-teaspoonful of vanilla, and pour into a bowl to cool. Set in the ice-box until needed. Serve with powdered sugar and cream.

Vanilla blanc mange

Soak a half-package of gelatine in enough water to cover it, and at the end of two hours stir into it a half cupful of sugar.

Add this to a pint of scalding milk, and stir until the gelatine is dissolved; remove from the fire, strain and flavor with a teaspoonful of vanilla. Pour into wet molds to form. When firm, serve with sweetened whipped cream.

Chocolate blanc mange (No. 1)

Soak a package of gelatine in a half-pint of cold milk for two hours. Stir a pinch of soda into a quart of rich milk, and bring to the scalding point in double boiler. Beat the yolks of two eggs light with a small cupful of granulated sugar. Stir the soaked gelatine into the hot milk, and when it dissolves pour the hot liquid gradually upon the yolks and sugar; then whip in five tablespoonfuls of grated chocolate wet to a paste with a little cold milk. Put all into a double boiler and cook, stirring all the time, until the boiling point is just reached. Remove at once from the fire, turn into a bowl, whip in the stiffened whites of the eggs, and a teaspoonful of vanilla. Pour into a mold wet with cold water and set in a cool place to form. When ready to serve, wring a cloth out in hot water, wrap it for a moment about the mold, and turn the contents out upon a chilled glass dish. Eat with powdered sugar and rich, sweet cream.

Chocolate blanc mange (No. 2)

Heat a pint of milk and add to it a pinch of soda. Into the milk stir a half-cupful of sugar, and, when this is dissolved, two generous tablespoonfuls of corn-starch wet with cold milk. Cook until smooth and very thick; add two heaping tablespoonfuls of grated chocolate, and cook for a minute before removing from the fire. Stir into the pudding a teaspoonful of vanilla, turn into a mold wet with cold water, and set in a cold place to form.

Snow pudding

Soak a half-package of gelatine for two hours in enough water to cover it. At the end of the two hours add to the gelatine cupful of granulated sugar and the juice of a lemon, and pour

upon these two cupfuls of boiling water. Stir until the gelatine is dissolved, strain and set aside to cool. Beat the whites of three eggs to a stiff meringue, and when the jelly is cold and begins to thicken, whip into it this meringue. Beat from fifteen to twenty minutes, or until the mixture is like a stiff white foam. Wet a mold with cold water, pour the jelly into this, and set in the ice. When you are ready to serve the pudding, turn it out upon a chilled dish, and eat with sugar and cream, or with soft custard.

Banana blanc mange

Soak a tablespoonful of gelatine for an hour in a teacupful of water. Bring a cupful and a half of milk to the boiling point, add a pinch of baking-soda, and stir in a half cupful of sugar and the soaked gelatine. Boil for five minutes, stirring steadily. Line a jelly-mold with sliced bananas and pour the lukewarm blanc mange carefully in upon these. Set in the ice to form. Turn out and eat with whipped cream.

Peach sponge

Soak a half-box of gelatine for two hours. Peel and slice a dozen peaches, add to them a cupful and a half of sugar and a half cupful of water, and stew until the fruit is broken to pieces. Now stir in the soaked gelatine. When this is dissolved rub all through a coarse sieve, add a tablespoonful of lemon juice, and when the mixture is cool and beginning to thicken whip in the stiffened whites of four eggs. Beat steadily for fifteen minutes, and turn into a mold to form. Serve very cold with whipped cream.

Italian cream

Soak half a box of gelatine in a cupful of cold water for an hour. Heat four cupfuls of milk in a double boiler, and when hot stir into them the yolks of four eggs beaten light with half a cupful of sugar. Stir over the fire for two minutes, add the gelatine and keep stirring until dissolved. Take from the fire, flavor with a teaspoonful of vanilla and set aside to cool. Beat

the whites of the eggs stiff, and add them to the custard when it is cold, but before it has begun to form. Turn into a mold wet with cold water and set aside to form firm.

Pink pudding

Soak a package of gelatine for an hour in a cupful of cold water. Mash a pint of ripe strawberries and turn upon them a cupful of granulated sugar. Pour a pint of boiling water upon the gelatine, and stir over the fire until dissolved; add the sugar and mashed berries, and strain through coarse muslin. When the jelly is very cold whip the whites of five eggs to a stiff meringue and beat the jelly into them. Turn into a mold and set in ice to form. Serve with whipped cream.

Brown mange

Soak a half-box of gelatine in a cupful of milk for three hours. Stir into it a cupful of granulated sugar, and pour upon it a scant quart of scalding—not boiling—milk. Add a half-cake of grated chocolate wet to a paste with milk. Stir over the fire just long enough to dissolve the gelatine and melt the chocolate, but do not let the milk boil. Pour the hot milk gradually upon the stiffened whites of four eggs. Turn the mixture into a bowl and set this in a pan of ice while you beat the contents long and steadily—until the jelly begins to stiffen. Turn into a glass bowl and set on the ice to form. When cold and firm, send to the table with great spoonfuls of whipped cream upon the top of the brown "mange."

Rose mange

A pretty blanc mange may be made according to the foregoing recipe by omitting the chocolate and using in its place just enough juice from preserved strawberries to color the mixture a delicate pink. When the whipped cream is added dot the white surface with a few of the preserved berries.

Strawberry sponge

Soak one-half package of gelatine in one-half cupful of cold water for two hours. Mash one quart of fine strawberries and add one-half cupful of sugar and the juice of two lemons. Boil one-half cupful of sugar in a cupful of water gently for twenty minutes. Rub the strawberries through a sieve. Add the gelatine to the boiling syrup and take from the fire at once. Then add the strawberries, pour the mixture into a dish set in cracked ice and beat thoroughly for five minutes. Add the beaten whites of four eggs and beat until the mixture begins to thicken. Pour into molds and set away until firm.

Cider jelly

Soak one package of gelatine in a cupful of cold water for two hours. Add three cupfuls of sugar and the juice of three lemons; also the grated rind of one lemon. Dissolve this in one quart of boiling water. Then add one pint of good sweet cider, strain, pour into molds and let it stand on ice for several hours.

Junket

Milk is indispensable for family desserts, forming as it does the basis of tender custards and velvety creams. One of the most delicious of the metamorphoses to which it is susceptible is when, by the addition of a rennet tablet, it is changed into a tender and smooth junket. The tablet is preferable to liquid rennet, being more easily carried and more easily kept.

— — —

Flavor a quart and a pint of fresh milk with two teaspoonfuls of vanilla, and then mix with it two tablespoonfuls of rennet. Stir for a moment and put into a warm room to form. As soon as the milk has "set," put the dish containing it in the ice-chest until it is time to send it to the table. Eat with sugar and cream. This dessert should not be made more than two hours before it is to be served, as long standing causes the milk to separate and form into curds and whey.

Vanilla junket

Dissolve one rennet tablet in a tablespoonful of cold water. Stir this into a quart of milk that is just lukewarm and has been flavored with a teaspoonful of vanilla extract. Set in a warm room until firm, then put into the ice-chest until needed. This dessert should not be made more than two hours before the meal for which it is intended, as long standing causes it to break and separate. Eat with sugar and cream.

Coffee junket (very nice)

Dissolve a rennet tablet in a tablespoonful of water. Into a pint and a half of milk stir a gill of very strong black coffee, liberally sweetened. Add the dissolved rennet and turn into a glass bowl. Leave in a cool room until formed, then set on the ice immediately. Eat with sweetened whipped cream.

Charlotte Russe (No. 1)

Cut a stale sponge cake into slices and line a glass bowl with them. Into a pint of chilled cream stir half a cupful of powdered sugar and whip until stiff. At the last, beat in two teaspoonfuls of extract of vanilla. Fill the bowl with the whipped cream and set in the ice-chest until wanted.

Charlotte Russe (No. 2)

Soak a quarter of a box of gelatine in a half cupful of milk for two hours. Stir a half-cupful of sugar into a pint of cream and whip the cream until stiff; then flavor with a teaspoonful of vanilla. Into the soaked gelatine beat the stiffened whites of three eggs and the sweetened and flavored whipped cream. Beat hard for a minute. Line a glass bowl with thin slices of sponge cake, and heap the white mixture in the middle.

Banana Charlotte

In a double boiler heat a cupful of cream, to which you have added a pinch of soda. Sweeten slightly, and thicken with a heaping teaspoonful of corn-starch dissolved in a gill of cold milk. Keep warm over hot water—stirring occasionally to prevent lumping—while you nearly fill a bowl with alternate layers of sliced bananas and very thin slices of sponge cake—the latter moistened slightly with milk. When the bowl is three-quarters full pour over the contents the thickened cream and set aside to get very cold. Fill the bowl with sweetened whipped cream, heap it high and serve.

Pound cake trifle

Cut a pound cake and spread each slice thickly with raspberry jam. Lay on a flat dish, and heap on each slice a great spoonful of meringue made by whipping the whites of four eggs stiff, then adding sugar and currant jelly to taste, and beating into a pink mass. Serve with cream.

Peach trifle

Boil together for five minutes one cupful of sugar and one cupful of water. Put into this one quart of pared peaches. Stir slowly until tender. When almost cold press them through a sieve. Line a deep glass dish with stale sponge cake dipped in sherry. Spread over this the cold peach pulp. Flavor one and a half cupfuls of thick sweet cream with two tablespoonfuls of powdered sugar and one teaspoonful, each, of vanilla and lemon, and whip until thick and solid. Pour this into the peaches and let it stand until very cold.

Raspberry trifle

Line the bottom of a deep glass dish with thin slices of sponge cake. Squeeze over it a little raspberry juice and cover with a thick layer of whole sweetened red raspberries. Over this an-

other layer of the cake and another of the raspberries until the dish is filled three-quarters full. Pour over all this a plain boiled custard and serve very cold.

Rhubarb trifle

Cook soft two cupfuls of rhubarb, scraped and cut into inch lengths, using barely enough water to keep it from scorching. Soak a half-ounce of gelatine, and when ready for use strain into it the rhubarb rubbed through a sieve; add six or eight ounces of sugar and a cupful of cream; stir over the fire until well heated through, but do not let it boil, and pour into a wet mold. Set on ice. Serve with whipped cream.

Strawberry Charlotte

Mash a quart of ripe "capped" berries, and sweeten abundantly. Beat the whites of four eggs stiff, then whip in the berries strained through a sieve. Beat until smooth and stiff. Line a chilled dish with sponge cake, and fill with the pink "whip." Dot the top thickly with ripe berries.

Rice blanc mange

Soak a quarter-box of gelatine in a quarter-cupful of water one hour; rub a quarter of a pound of rice flour in a little cold milk; add this to one quart of scalding milk; stir constantly for five minutes; add a cupful and a half of sugar and the soaked gelatine; stir for one minute, then add the grated rind of one lemon; strain this into a bowl. When a little cool mix in half a teaspoonful of bitter almond; turn into a mold that has been wet in cold water; stand in a cold place until ready to serve.

Tipsy pudding

Line a glass dish with thin slices of sponge cake. Moisten the slices with sherry or some other good wine. Put over this a layer of preserved fruit, another layer of cake and another of

fruit, and so on until the dish is filled. Pour over the whole a quart of rich boiled custard.

Strawberry sillibub

Line a glass bowl with thin slices of sponge cake. Pour over the cake enough strawberry juice to dissolve the cake. Rub off on blocks of loaf sugar the yellow rind of two oranges, and dissolve the sugar in a pint of rich cream. Squeeze the juice of the oranges on some powdered loaf sugar, and add it gradually to the cream. Whip the mixture to a stiff froth, then heap it on the dissolved cake. Ornament the top with large strawberries, halved.

Orange jelly (No. 1)

For a quart of jelly allow three oranges with deep yellow skins and two lemons. Squeeze out and strain the juice. Soak half a package of gelatine in the juice, but before pressing the fruit grate carefully all the outside, so that no white mixes with the yellow rind. Cover the grated peel with a quart of cold water, softened by a pinch of baking-soda; bring gradually to the boil and simmer for five minutes. Add a teacupful of sugar to the soaked gelatine, then strain into it through a flannel bag, or fine sieve, the hot orange water, stirring all the while.

Wet a mold with cold water, put in the jelly and set on ice to form.

Orange jelly (No. 2)

Soak a half-box of gelatine in enough cold water to cover it. At the end of two hours stir into it a cupful of granulated sugar, put it into a saucepan and pour upon it three cupfuls of boiling water. Stir over the fire until the gelatine and sugar are dissolved, when add a cupful of strained orange juice and a dash of cinnamon. Do not allow the jelly to boil after the orange juice has been added, but remove at once; strain through flannel and turn into a mold wet with cold water. Set in a cold place to form.

Or a prettier fashion is to pour the liquid jelly into halved

orange peels from which the pulp has been carefully removed, and which have lain in cold water for half an hour. When firm, the jelly should be eaten from these improvised bowls.

Coffee jelly

Soak one-half box of gelatine in one-half cupful of cold water. Put a cupful of sugar and one of water over the fire, and stir to a quick boil. Pour it over the gelatine and stir until it is dissolved. Add two cupfuls of strong, clear, black coffee, and strain. Turn into a wetted mold. Serve with whipped cream.

Tapioca jelly

Soak a half cupful of tapioca over night in a cupful of cold water. Put into a double boiler a pint of boiling water and dissolve in this a tablespoonful of granulated sugar. Now turn in the soaked tapioca and cook until clear. Remove from the fire and add two teaspoonfuls of lemon juice. Have ready jelly glasses wet with cold water, and turn the liquid jelly into these. Set in a cold place to form. Serve very cold with sweetened cream.

Raspberry jelly

Stir into a quart of red raspberries a cupful of granulated sugar. At the end of an hour run the berries through a vegetable press, and strain the juice thus produced through a flannel bag. Have ready a half-box of gelatine soaked in a cupful of cold water for two hours, and pour over this a pint of boiling water. Strain and stir in the sweetened raspberry juice, then set aside to get cold. Wet a jelly mold, line with firm, ripe raspberries, and pour the cool half-firm jelly carefully into it. Set in a cold place to form. Eat with cream.

Rice jelly

Wash a cupful of rice and soak it for two hours in a cupful of water. Have ready on the range a quart of boiling water and

turn the rice and the water in which it was soaked into this. Boil for three-quarters of an hour, then strain through a muslin bag. When cold and thick, serve with powdered sugar and cream. It is very nice and nourishing.

Banana soufflé (cold)

Put into a double boiler a pint of milk (half cream if you can get it), and add a pinch of baking-soda. Beat the yolks of three eggs light with five heaping tablespoonfuls of granulated sugar. Add to the beaten eggs and sugar a teaspoonful of corn-starch dissolved in a little cold milk. When the milk reaches the scalding point add the egg mixture and stir to a smooth custard, or one that will coat the spoon. Slice four bananas thin into the bottom of a deep pudding-dish, add to the hot custard a teaspoonful of vanilla and pour it over the bananas. Have the whites of the eggs whipped to a stiff meringue, with two tablespoonfuls of powdered sugar; heap it on top of the custard and bake in a quick oven to a delicate brown. Serve very cold with whipped cream.

Cream puffs

Melt a half-pound of butter in a pint of scalding water, and when this boils stir in three-quarters of a pound of flour. Stir steadily for a minute, or until the flour does not stick to the sides of the saucepan. Remove from the fire. When the mixture is cool whip in, one at a time, eight eggs beaten very light. Set on the ice for an hour. Line pans with buttered paper and drop the mixture by even spoonfuls at regular intervals—far apart—upon this paper. Bake in a *hot* oven until the puffs are golden brown. When cold, cut a slit in the side of each and fill with a cream made by the following recipe:

Cream puff filling

Thicken a cupful of hot milk with three tablespoonfuls of flour wet to a paste with cold water. When it has boiled for a minute, and is free from lumps, remove from the fire and pour upon three

eggs, well beaten with a half cupful of powdered sugar. Stir over the fire to a thick, smooth cream; remove, flavor with vanilla, and when cold fill the puffs.

Macaroons

Beat the whites of three eggs stiff with three-quarters of a pound of powdered sugar. Stir in half a pound of finely-crumbed almond paste; beat until smooth, and drop by the spoonful upon greased paper. Bake for ten minutes in a steady oven.

Tutti-frutti jelly of canned fruit

Make a good jelly, using the liquor from the canned fruit as seasoning. Strain while hot, and pour a little into a wet mold or bowl. When the jelly begins to form put a layer of chopped fruit upon the jelly, cover with more jelly (which you should have kept slightly warm). When this is firm, more fruit, and so on until materials are used up. When firm and cold, you can slice at pleasure.

Prune and nut jelly

Soak a cupful of prunes all night; drain and stew them until tender in three cupfuls of water. Before taking them from the fire add a cupful of sugar. Drain the prunes, keeping the syrup, chop them and stir into them two dozen blanched and chopped almonds. Soak two-thirds of a box of gelatine in a cupful of cold water for two hours, add a cupful of boiling water and the prune liquor. Stir over the fire until the gelatine is dissolved; then remove, add the juice of a lemon and two tablespoonfuls of sherry. Turn into a glass dish, and when partly congealed stir in the prunes and nuts. Every few minutes stir the jelly until it becomes firm enough to prevent the fruit from sinking to the bottom. Eat very cold with sweetened, whipped cream.

Wine jelly

Soak one-half box of gelatine in one-half cupful of cold water for an hour; put into a saucepan two cupfuls of boiling water

one cupful of sugar and some thin slices of lemon peel. When the sugar has dissolved add the gelatin and stir until that has dissolved; remove from the fire, and when partly cool add the juice of one lemon and three-quarters of a cupful of sherry wine. Pour into molds and set to cool.

Creamed figs

Wash the figs and put them in a saucepan with just enough water to cover them and with half a cup of granulated sugar. Simmer until the figs are tender when pierced with a fork. Take from the fire and spread on a plate to cool. Add a cup of sugar to the liquid and boil to a rather thick syrup. Take from the fire and pour over the figs. When very cold put into a glass dish and just before sending to the table, heap whipped cream on top. Eat with light cake.

Fig jelly

Prepare the figs by stewing. Chop very fine. Have ready half a box of soaked gelatin, put this over the fire in a cup of boiling water, add the sweetened fig syrup, stir until the gelatin is thoroughly dissolved, take from the fire, add a wineglassful of sherry and stir in the minced figs. Turn into a mold wet with cold water to form.

FRUIT DESSERTS

WHEN people call in, or upon, a doctor, in the expectation of hearing that their internal mechanism is "all agley," and to pay well for the knowledge, they want something to show for what they have done and mean to do. The physician's catechism and advice that do not entail an application to a druggist for further help to the deranged machinery, the transfer of vial, box or packet to the patient's hands, and the passage of coin of the realm or paper of the republic from one pocket to another, are a violation of civilized usages.

"It is naught! It is naught!" saith the patient, and when he is gone his way he complaineth. Henceforward neither he nor his listeners to his tale of fraud, "doctor with" the candid practitioner forevermore.

It will be seen that a certain physician ran one positive and several possible risks when he said to an anemic, wild-eyed patient, teetering upon the inner edge of nervous prostration, with a tilt in the wrong direction:

"A sanitarium! By no means! And drugs, nervines, sedatives and the like would do you no permanent good. The best of them are mere placebos that amuse the invalid while nature cures him. What you need—what most broken-down women need—is fresh air and fresh fruit. Plenty of both! Live out of doors and live upon fruit!"

Then he charged as liberal a fee as if he had recommended an ocean voyage, Baden-Baden, Carlsbad, and "ites" and "ines" by the dozen.

If he had ordered a tank of oxygen to be sent to the invalid's room and fallen to work pumping the gas into her lungs at a cost of one hundred dollars per day, the sufferer and the suffer-

er's friends and gossips would have been satisfied, because impressed with the novelty and the scientific flavor of the proceeding. The means would be commensurate with the end to be gained.

Eat abundantly as much as you can without surfeit, of whatever fruit agrees with you best, and while this regimen is going on, sparingly of meat and rich gravies, not at all of pastry. Let the assuasive, and dissuasive, and persuasive juices of ripe, fresh fruit have their perfect work. Take your case in hand seriously, and with a definite, intelligent intention. Drugs interfere with nature; fresh air and fruit are her obedient handmaidens.

Apples

Many persons fancy that raw apples are indigestible, and only endurable in the early morning. Doubtless the old adage that fruit is gold in the morning, silver in the middle of the day, and lead at night, is to some extent answerable for this (to my way of thinking) erroneous impression.

Dietitians tell us that ripe, raw apples contain more phosphates in proportion to their bulk than any other article of food, fish not excepted. A recent writer on this point boldly declares that in this lies the secret of healthful longevity. They correct biliousness and act as a sedative upon the racked nerves and allay insomnia.

"Eat uncooked apples constantly, although, of course, in moderation, and drink distilled water only, and years will be added to your life, while the evidences of age will be long in coming.

"This argument is based on the supposition that as age advances, the deposits of mineral matter in the system increase, and that aging is little more than a gradual process of ossification.

"Phosphoric acid contains the least amount of earth-salts, and for that reason is probably the nearest approach to the elixir of life known to the scientific world.

"If you want to live long, to retain your youth at the same time, and to increase your brain-tissue, eat plenty of apples,

drink only distilled water, and eat as little bread as possible. A diluted solution of phosphoric acid is also recommended to those who care to take pains to follow the diet here outlined."

Tart apples are far more wholesome than sweet, and all, like potatoes, should be fully ripe when eaten.

Wash and polish them for the table, arrange in a silver basket or glass dish, and pass silver knives with them. The touch of steel injures the flavor.

Peaches

Neither wash nor wipe. The soft down upon the cheek of a ripe peach is one of its charms. Keep on the ice until you are ready to serve, then pile in a fruit dish and garnish with peach leaves. Pass silver knives with them.

To prepare grapefruit for table

Cut the grapefruit in half, and dig out the hard core and seeds, leaving a hollow in the center. Loosen the pulp from the skin all around the sides of the fruit, so that it can be eaten easily with a spoon. The method from this point is determined by the individual taste. Some persons like the fruit without sugar. Others fill the hollow in the middle with sugar, and pour upon this a little rum, or sherry, or Maraschino. The addition of a few Maraschino cherries is often made, and in hot weather the fruit is sometimes laid in the ice.

Picked pineapple

Peel the pineapple and remove the little dark protuberances upon the surface of the fruit. With a fork pick or tear the fruit into strips, strew these with granulated sugar and set in the ice until wanted.

Pineapple and raspberries

Trim the bottom of a large pineapple so that it will stand upright. Cut off the top, but do not throw it away. With a sharp

knife dig out the inside of the fruit, taking care that the knife does not penetrate the sides or walls of the pineapple. Put this hollowed case and the top into the refrigerator until needed. Pick the inside of the pineapple into tiny bits, and mix with it a cupful of red raspberries. Sweeten abundantly with granulated sugar, and turn the fruit into a glass, or a china jar, with a closely fitting cover. Put on the lid and bury the jar in the ice for several hours. Just before time to serve it, remove from the ice, fill the hollowed shell with the fruit mixture, replace the top on the pineapple and send to table.

Pineapple and strawberries

Cut off the top of a pineapple, and pare away the bottom so that it will stand upright and firm on the plate; scoop out the pulp, discarding the core; mix the pulp with strawberries cut in halves, the juice of an orange and sugar to taste. Return the mixture to the shell and chill thoroughly. Garnish the dish with leaves from the crown.

Strawberries

If large and ripe, do not cap them, but pass whole, with powdered sugar that each eater may help himself. Holding the stem as a handle, he dips the fruit in the sugar and nibbles it daintily.

Orange baskets

In halving large sweet oranges leave a strip of rind on one side that may serve as a handle to the other. Dig out the pulp from under and around the "handle," leaving that in the lower "basket" intact. Set the baskets in ice until you are ready to serve. Tie a bow of narrow ribbon to each handle before sending to table. Eat with orange spoons.

ICE CREAM AND ICES

FREEZERS that speedily congeal the contents of their grinding depths may be bought so cheaply, our housekeeper will find that in the long run it is economy to buy a patent freezer and make her ices at home.

In freezing creams of all sorts, and water, or fruit ices, the process is greatly simplified by having the ice crushed fine. Many cooks who are new to the business, do not recognize this fact. In consequence, they learn that to freeze cream takes very much longer than they were led to imagine from the circular advertising "the most rapid freezer ever put upon the market." While this circular may to a certain extent exaggerate the facts, do not condemn the new machine until you have pounded or shaved your ice very fine. A machine for shaving ice facilitates this process. Lacking this, put the ice into a strong bag and pound it fine with a wooden mallet.

I wish it were in my power to name and recommend "a perfect freezer" of any kind. Grinding is slow work; it is hard work; it is hot work at a season when action begets discomfort. My heart leaped high within me when a correspondent wrote gushingly of a freezer that "did the business of, and in itself without calling upon housewife or cook for so much as a turn or touch." Upon trial of the "perfect" machine, I found the product—after I had faithfully obeyed instructions—coarse-grained, and shot with icy needles. I can, however, refer to a self-freezing process practised in my household for twenty odd years, and with never a failure.

Pour your cream, of whatever kind, into the freezer, surround with alternate layers of ice, shaved or cracked almost as fine as snow, and rock salt. Fill to the top and pour over all two quarts

of the strongest brine. Bury the freezer out of sight in cracked ice and throw a piece of carpet, or a doubled sack over all, and don't touch it again for an hour. Open then and beat and churn, when you have scraped the frozen cream from the sides down into the middle. Have a stout "dasher" in miniature made, and work diligently for at least five or six minutes. The granulation and ice-needles of the "perfect machine" were the consequence of neglect of this beating and churning. Now close the freezer, pack down again in rock salt and finely pounded ice, burying it out of sight as before, put a weight on the top, unless the freezer be fast to the bottom of the outer vessel, and let all alone for two hours more—longer if you like.

You will have then a pillar of lusciousness, smooth as cream can be and should be. Dip the freezer in hot water and turn out, or wrap a towel wet in hot water about it to loosen the cream.

All ices are the better for being packed down in ice for some time after they are frozen. It is a ripening and mellowing process. If you wish to add fruit or nuts to the plain custard or cream beat them in when you open the freezer to "churn" the contents.

Vanilla ice cream

Make a custard of a quart of milk, seven eggs and four cupfuls of granulated sugar. Remove from the fire and flavor with vanilla extract. When cold beat into the custard a quart of rich cream, and freeze.

It is made more elegant and delicious by pouring over each plateful, when served, a hot or a cold chocolate, or cold strawberry sauce.

Chocolate sauce for vanilla ice cream

Rub four heaping tablespoonfuls of sweet chocolate (grated fine) to a smooth paste, with six tablespoonfuls of cream. Add two cupfuls of boiling water, and cook in a double boiler, stirring constantly, for ten minutes after the boil begins. Flavor with vanilla or other extract when cold. Before using, beat for three minutes hard.

This "dressing" is especially nice if a few spoonfuls of whipped cream be beaten into it just before serving. It should be very cold, or very hot. If the latter, omit the whipped cream but froth by heating over the fire.

Strawberry sauce for vanilla cream

Crush a pint of berries, mix with them a cupful of sugar; stir until dissolved; strain through a fine colander or a vegetable press, and set on ice until needed.

Hot maple sauce for vanilla ice cream

Boil a pound of maple sugar with a very little water until it begins to "thread." Then stir into it a half a cupful of shelled English walnuts, broken, not chopped, into bits. There should be enough to make the sauce quite thick. Pour hot over vanilla ice cream.

Chocolate ice cream

Make a custard according to the directions given in the recipe for vanilla ice cream, stirring into it, while in cooking, four tablespoonfuls of grated chocolate. When this chocolate custard is cold beat in a pint of rich cream and freeze.

Burnt almond ice cream

Beat the yolks of four eggs light, add to them a cupful of sugar and a pint of hot milk. Put over the fire in a double boiler, cook until the mixture thickens like a custard, take from the fire, whip in the whites of the eggs, beaten stiff, and when the mixture is cold stir in lightly half a pint of sweet cream, whipped stiff, a cupful of almonds, which have been shelled, blanched, chopped fine, browned in two teaspoonfuls of caramel sugar, and pounded to a coarse powder. Flavor with a teaspoonful of vanilla and half a teaspoonful of almond extract. Freeze as you would other ice cream.

Pistachio ice cream

Blanch a quarter of a pound of pistachio nuts by pouring boiling water over them, letting them stand in this for ten minutes and slipping off the skins. Grind to a powder or pound to a paste, adding a few drops of cream in the latter case. Have ready a custard as for vanilla ice cream, made of six eggs, a quart of milk and a pound of sugar, and after this is cooked to a custard, and cold, add a quart of rich cream, the pistachio nuts and enough green vegetable paste to make it of the desired shade of green. Turn into the freezer and freeze.

Maple frappé

Into two cupfuls of maple syrup stir a cupful of water and a cupful of rich cream, and freeze. Serve in punch-glasses with teaspoons.

Nesselrode pudding

Make a rich custard of eight eggs and a quart of milk; stir into it a quart of rich cream, turn into a freezer and grind until half-frozen. Now open the freezer, remove the dasher and with a long-handled spoon beat into the cream a pound of chopped marrons glacés. Replace the top of the freezer, pack down in ice and rock salt, and leave for three hours. Turn the pudding upon a chilled platter, and heap whipped cream about the base.

Crushed strawberry ice cream

Make a custard like the one for which directions are given in the last recipe, only doubling the quantity. Add a quart of cream and pour into the freezer. Grind or leave packed down until half-frozen. Have ready a quart of strawberries mashed and abundantly sweetened. When the ice cream is half-congealed carefully remove the top from the freezer and with a long spoon beat in the crushed berries, stirring up the contents from the bottom. Replace the top and continue to grind until frozen.

Red raspberries may be used in the same way.

Macaroon ice cream

Spread a half-pound of macaroons on a pastry-board and with a rolling-pin crush them to a powder.

Make a custard after the following manner: Heat a pint of milk to the scalding point and pour it gradually upon three eggs beaten light with one and a half cupfuls of granulated sugar. Put into a double boiler over the fire and stir until like thick cream; remove, and set aside to cool. When cold stir into this custard a pint of rich cream, the powdered macaroons and a tea-spoonful of vanilla extract. Turn into the freezer and grind until frozen.

Macaroon mousse

Make custard as in last recipe, but whip the cream, then beat the powdered macaroons well into it, pack an ice and freeze without grinding.

The "mousse" or mossy effect is produced by freezing whipped cream without turning the crank. (See directions given at beginning of this chapter.)

Strawberry mousse

Whip a pint of thick cream very stiff and stir into it a cupful of crushed berries which have been sweetened abundantly and from which all of the juice has been drained. Mold and pack in ice and salt for four hours. When ready to serve, garnish with whole strawberries.

Raspberry mousse

Mash a quart of red raspberries and cover them with a pint of granulated sugar. Whip a quart of cream to a stiff froth, and beat it gradually into the mashed berries. Turn into the freezer. Do not grind, but pack in ice and cracked salt for three hours. This is delicious served with or without whipped cream.

Peach ice cream (No. 1)

Scald a pint of cream and pour it very gradually upon three eggs that have been beaten light with three cupfuls of sugar. Pu

over the fire in a double boiler and cook, stirring constantly until you have a custard that coats the spoon. This will take about fifteen minutes. Set the custard aside until cold, then stir into it a pint of rich cream and three cupfuls of cut-up peaches. These peaches should not be peeled and cut until just before the time for freezing them, and must be cut into very small bits, and sprinkled abundantly with sugar. Stir custard, cream and peaches well together, turn all into the freezer and freeze until firm. If you freeze without grinding, beat the fruit in after the cream has been packed down for an hour.

Peach ice cream (No. 2)

Make a quart of rich ice cream and flavor with almond. When frozen hard take up and cut into cakes. Line the bottom and sides of the freezer with these. Reserve one-fourth for a cover. Fill the center with layers of sliced peaches and thick whipped cream. Cover with the reserved cream and let the freezer remain in ice and salt an hour. Dip quickly into warm water and turn out carefully.

Café parfait

Put together one quart of thick cream, one gill of clear, strong coffee and a cupful of fine white sugar. Whip all light in a cream churn, or with any other appliance you have for whipping cream. When stiff and light put into a mold that will fit in a freezer, and bind a strip of cloth or several folds of tissue paper about the top of the mold so as to keep the salt water from getting in. Put the mold into a freezer tub and surround it with fine ice and rock salt, well packed down. It should stand in this for at least three hours. As a rule it is served heaped in glasses or cups.

Raspberry parfait

With a silver spoon mash a quart of red raspberries and stir into them a pound of granulated sugar. Set in a cold place for several hours while you soak half a box of gelatine in a half a

pint of cool water. When the gelatine has soaked for two hours turn it into a saucepan, pour over it a cupful of boiling water, and stir until dissolved. Rub the berries and sugar through a fine colander into the dissolved gelatine, and again set it in a cold place for an hour or two. Meanwhile, beat a pint of sweet cream stiff. (This will make about a quart of whipped cream.) When the gelatine mixture is cold beat the whipped cream into it, put into a freezer and freeze.

Fruit meringue glacé

This is one of the simplest and most delicious of desserts and may be made of any kind of fruit that is at hand. It is especially good when made of strawberries, red raspberries, or ripe peaches.

Crush a quart of fruit to a pulp and cover it with a pint of granulated sugar. Pour on this a half pint of cold water and the unbeaten whites of five eggs. Mix and turn into the freezer. The grinding process will whip the contents into frozen foam, light yet firm.

Orange and banana meringue glacé

Peel, seed and chop five oranges fine, and cover them with two cupfuls of granulated sugar. At the end of half an hour peel and chop five or six bananas, and stir immediately into the sugared oranges. Now add a pint of cold water and the unbeaten whites of five eggs. Turn into the freezer and grind until you have a frozen fruit froth.

Strawberry surprise

Mash two quarts of strawberries to a pulp, add to them a pint of sugar, a pint of water, the juice of two lemons and the unbeaten whites of six eggs. Turn into the freezer and freeze. The turning of the dasher will beat all to a foamy and delicious "surprise."

Alaska bake (No. 1)

Whites of six eggs. Six tablespoonfuls of powdered sugar. Two-quart brick of ice cream. A thin sheet of sponge cake.

Make a meringue of the egg whites and the sugar, cover a board with white paper, lay on the sponge cake, turn the ice cream out upon the cake (which should extend one-half inch beyond the cream), cover with the meringue, and spread smoothly. Place on the oven grate and brown quickly. The board, paper, cake and meringue are poor conductors of heat and prevent the cream from melting. Slip from paper on ice cream platter.

Alaska bake (No. 2)

Cover thickly a two-quart brick mold of ice cream with a meringue made of the whites of six eggs and six tablespoonfuls of powdered sugar.

Place the dish upon a board and set in a very quick oven to brown. The meringue acts as a non-conductor, and prevents the heat from melting the ice cream.

It may also be browned with a salamander or a heated fire-shovel.

Sherbet

Squeeze all the juice from six lemons and one large orange. Put into this the grated rind of the orange, and of three of the lemons, and let it steep for an hour. Strain in a bag, squeezing this hard; add two cupfuls of granulated sugar and one pint of water. Mix well and put into a freezer. The length of time it will take to freeze depends upon the make of the freezer. Some require more time than others.

Berry sherbet

Mash one quart of berries, or enough to make one pint of juice; add one pint of sugar, and after the sugar is dissolved, add one pint of water and the juice of one lemon. Press through coarse lace, or cheese cloth, and freeze.

Tutti-frutti ice cream

Break the whites of seven eggs into a chilled bowl, add to them two cupfuls of powdered sugar and a pint of rich cream into

which you have stirred a bit of baking-soda the size of a pea. Put over the fire in a double boiler and make it scalding hot, but remove before the boiling point is reached. Now set the inner saucepan in a pan of ice, and churn until cold and light. Turn into the freezer and grind. Peel and cut into small bits three peaches, an apple, an orange, a banana, two dozen cherries (crystallized, if you can not get the fresh), and cut into small pieces a half cupful of red raspberries. Mix all these fruits thoroughly together. When the cream is frozen, but not very stiff, carefully wipe off the top of the freezer, remove the cover, and take out the dasher. Turn the mixed fruits into the cream, and with a long-handled spoon stir them in. Press all down hard, replace the cover, and pack the freezer down in ice and salt for three hours longer.

Cherry ice

Stem and stone a quart of cherries, crush and cover them with two cupfuls of sugar. At the end of an hour squeeze the cherries through a vegetable press and extract all the juice. To this add the juice of a lemon, a pint of water and the unbeaten whites of three eggs. Turn all into a freezer and grind until you have a firm, light ice. Pack the freezer in ice and salt for an hour after the dasher is removed.

Whole banana ice cream

Wash and wipe twelve large ripe *red* bananas, cut the skins down carefully all the length on one side, and as carefully extract the pulp without breaking the skins. Remove the pulp, scrape out the fibrous portion from the skins and put the latter in the ice-chest until the cream is ready. Mash the pulp of the bananas, mix with it two cupfuls of sugar and one quart of cream, and add two teaspoonfuls of lemon juice. Rub through your colander to get rid of fibrous parts, and freeze in the usual way. When almost hard, fill the banana skins with the cream, packing it in well, tie with soft thread and return to the cleaned and chilled freezer. Freeze for another hour (without turning). Have

ready a dozen narrow green ribbons. Remove the threads, tie the bananas up with the ribbons; lay back in a freezer when you have wiped it dry, and leave in ice and rock salt until served.

Plum Bavarian cream

Soak half a box of gelatin in half a pint of cold water. Press through a sieve one pint of canned, or freshly stewed and sweetened plums. Stir the gelatin over boiling water until dissolved; stir the plums into this and mix well; pour into a bowl set in ice, and stir constantly until it begins to thicken; then add one pint of whipped cream; stir lightly until well-mixed. Turn into a mold and stand in a cool place. Serve with whipped cream.

Cider ice

Dissolve one and a half cupfuls of granulated sugar in one quart of cider. Add one cupful of orange juice and one-fourth cupful of lemon juice. Mix the ingredients well together and freeze in the usual manner.

Raspberry and currant cream

Mash one quart of black raspberries and one pint of red currants with two and a half cupfuls of sugar. Let them stand several hours, strain off the juice and turn into the freezer. When partly frozen, add one cupful of sweet cream, sweetened, flavored and whipped.

Candied citron ice cream

Cut peeled and cored citron into strips. To each pound of these strips allow a pound of granulated sugar. Make a syrup of the sugar and water, allowing a cup of water to each pound of sugar. Cook the citron strips in this until clear and tender, adding enough ginger-root to flavor. Take out the citron and lay on platters to cool, and boil the syrup until very thick. Add a little lemon juice, return the citron to the syrup and stir until candied. Lay on a platter to cool and dry. When you wish to use it cut into tiny shreds and beat into plain vanilla ice cream when half-frozen. Close the freezer and turn until the contents are firm.

HOME-MADE CANDIES

THERE has of late years been so much criminal adulteration of candy that the cautious parent is tempted to condemn all bonbons as unfit for human stomachs. In our wholesale condemnation we are prone to forget that the longing for sweets is a natural craving of the system, and that pure sugar, taken in moderation and at the proper time, is not injurious, but rather aids in the process of digestion.

A moderate amount of good candy eaten directly after a hearty meal should not prove injurious to any healthy person.

Appreciation of this hygienic law has led to the introduction of the bonbonnière upon the luncheon and the dinner table. The sweet morsels are nibbled because it is fashionable to partake of them, but the good results are the same as if intelligent comprehension of need and supply were the motive power.

Maple candy

Break a pound of maple sugar into bits and then crush it fine with a rolling-pin. Stir it into two cupfuls of hot milk; put over the fire, and stir until the sugar is melted. Now boil hard, stirring all the time, until the syrup is brittle when dropped into cold water; beat in a lump of butter the size of a small hen's egg, and as soon as this melts, pour the candy into greased pans. Cut into large squares before it hardens.

Maple caramels

Break two pounds of maple sugar into a quart of milk—half cream, if you have it—and boil steadily, until a little dropped into cold water, hardens. Pour into greased pans, and as it cools mark into squares.

Maple fudge

Break a pound of maple sugar into small pieces and put it over the fire with a cupful of milk. Bring to a boil, add a tablespoonful of butter and cook until a little dropped into cold water becomes brittle. Take from the fire, stir until it begins to granulate a little about the sides of the pot, and then pour into a greased pan. Mark into squares with a knife.

Sugar candy

Wet two heaping cupfuls of granulated sugar with a half pint of cold water and put over the fire in a porcelain-lined saucepan. When the sugar is dissolved, stir in a bit of cream of tartar (as large as a Lima bean) dissolved in a spoonful of cold water. Boil the candy until a bit hardens when dropped into cold water; remove from the fire, stir in a teaspoonful of vanilla, turn into greased pans, mark into squares and set aside to harden. Or, as the candy cools, pull it with buttered finger-tips into long white ropes. Let it get very cold and brittle before eating.

Chocolate fudge (No. 1)

Boil together a cupful of sugar, one cupful of grated chocolate, one-half cupful of milk, one-quarter of a cupful of molasses. Boil, stirring often, until a little hardens in cold water. Remove from the fire, beat in a teaspoonful of vanilla, stir for a minute and turn into a buttered pan.

Chocolate fudge (No. 2)

Three pounds of light brown sugar, one half pound of chocolate, one-half cupful of cream, one-quarter pound of butter, three tablespoonfuls of vanilla extract.

Put all into a porcelain kettle, or smooth iron pot, excepting the vanilla extract. Set on the back of the stove and let it melt slowly—two hours are none too long, if you value smooth, rich fudge. Then pull forward to boil about ten minutes. Try, at the

end of seven or eight minutes, in ice-cold water, and if it "balls" in the fingers, take off and beat, adding the vanilla. Turn out into buttered tins, and score when cool enough.

Penotchie

Put over the fire in a saucepan three cupfuls of light brown sugar—not coffee sugar—with a cupful of milk and boil to the stage when dropped into cold water it makes a soft but firm ball in the fingers. Add, then, a teaspoonful of butter; take from the fire, flavor with a teaspoonful of vanilla and stir in a cupful of kernels of English walnuts, hickory nuts, or pecans, broken into pieces. Turn out upon a well-buttered shallow pan and mark into squares with a buttered knife.

This is sometimes known as "Penuchie," sometimes as "Mexican Kisses."

Molasses candy (No. 1)

Stir together three cupfuls of New Orleans molasses and a cupful of brown sugar. Add a gill of vinegar and put all over the fire in a porcelain-lined saucepan. Bring slowly to a boil and stir the syrup often as it cooks. Test the candy, from time to time, by dropping a bit into iced water. As soon as this bit hardens stir into the boiling syrup a heaping teaspoonful of butter; when this melts, add a teaspoonful of baking-soda dissolved in a tablespoonful of boiling water, and remove immediately from the fire. Pour into buttered tins and cut into diamond-shaped candies, or pull into ropes.

This is the good old-fashioned molasses candy of "candy pulls"—the frolics dear to our mothers' girlish days. In my opinion it is sweeter to taste and to memory than chocolate creams or any other modern bonbon.

Molasses candy (No. 2)

Boil together a cupful of molasses, one of brown sugar, a tablespoonful of butter and a tablespoonful of vinegar. When a drop hardens in cold water remove from the fire, beat in a small tea-

spoonful of baking-soda, stir hard, and turn into buttered pans. As it hardens, cut into squares, or when hard break into bits.

Molasses "velvets"

One cupful of molasses, three cupfuls of sugar, one cupful of boiling water, three tablespoonfuls of vinegar, one-half teaspoonful of cream of tartar, one-half cupful of melted butter, one-fourth teaspoonful of soda. Pour the first four ingredients into a kettle placed over the front of the range. As soon as the boiling point is reached add cream of tartar. Boil until, when tried in cold water, the mixture will harden and crisp. Stir constantly during the last half hour of cooking. When nearly done add the butter and soda. Pour into a buttered pan and pull as you would plain molasses candy. Before pulling add one teaspoonful of vanilla, one-half teaspoonful of lemon extract, or any essence you may prefer.

Molasses taffy

Boil a pint of molasses for twenty minutes, then stir in two saltspoonfuls of baking-soda and boil for fifteen minutes more, or until a little dropped into cold water is brittle. You must stir the taffy constantly while boiling, or it will scorch. When it is done add a teaspoonful of vinegar and pour into buttered pans, or pull to a light brown.

Molasses walnut candy

Boil a quart of molasses for half an hour, then add a saltspoonful of baking-soda and boil until a little dropped into cold water becomes brittle. Stir in shelled and halved walnuts, and pour into a greased pan.

Molasses stick candy

Boil together a pint of molasses, two tablespoonfuls of butter, a pound of brown sugar and two tablespoonfuls of vinegar. When a little hardens in iced water remove from the fire, and, as it cools, pull into long light strips with floured finger-tips. Lay on waxed paper to harden.

Chocolate caramels (No. 1)

Heat together over a slow fire two cupfuls of brown sugar, half a cupful of molasses, half a cupful of cream, four tablespoonfuls of butter, and half a cake of Baker's unsweetened chocolate, grated. Cool until it is brittle when dropped into cold water; flavor with a teaspoonful of vanilla, turn into a greased pan, and when cool cut into squares with a knife.

Chocolate caramels (No. 2)

Boil together two pounds of granulated sugar, a quarter of a pound of grated chocolate, a half pint of milk, a quarter of a pound of butter. Cook until a bit hardens when dropped into cold water, flavor with vanilla, pour into greased tins and mark into squares.

Opera caramels

Stir into two cupfuls of granulated sugar just enough milk to dissolve it, add a quarter teaspoonful of cream of tartar and put over a slow fire. Stir constantly while boiling until a little dropped into cold water has the consistency of putty. Pour into a shallow pan and set aside to cool until so stiff that your finger pressed on it leaves a dent. Now beat until you have a soft, dough-like mass. Knead this, put upon a pastry board sprinkled with powdered sugar, and roll into a sheet a half inch thick. Cut into squares. If you wish to make vanilla caramels of these stir in the vanilla just before taking the mixture from the fire.

Chocolate creams

Beat the white of an egg light with a teaspoonful of sugar, add a teaspoonful of vanilla and enough confectioner's sugar to make a mixture stiff enough to be rolled into balls. Beat very smooth, then form into balls the size of a small marble, and spread in a pan to get stiff and firm. Cover with a chocolate coating.

Chocolate coating for creams

Melt sweetened chocolate in a double boiler. Run a thick skewer into each cream ball and dip in the melted chocolate until thoroughly coated. Spread on buttered tins to dry; or, spread upon waxed paper.

Chocolate marshmallows

Buy two ounces of finely powdered white gum arabic and let it stand, covered with eight tablespoonfuls of cold water, for an hour. Put it then into a double boiler, and let it heat slowly until the gum is dissolved. Strain through a cheese-cloth, wash out the double boiler and return the gum arabic to this with seven ounces of powdered sugar and two tablespoonfuls of grated chocolate. Stir over the fire for about three-quarters of an hour. At the end of this time the mixture should be stiff. Take from the fire, beat rapidly for two minutes, put in a teaspoonful of vanilla, and pour into a pan which has been well dusted with corn-starch. When cold cut into squares.

Fondant for cream candies

To one pound of granulated sugar put into a granite saucepan, add a gill and a half of boiling water, and stir until the sugar is dissolved—no longer. Let the syrup boil about six minutes, and dip a fork into it. Try this, holding up the fork and watching the syrup on the point, until this has reached a stage where it spins a thread. Test it still further by dropping a little of the boiling sugar into iced water. When it can be made into a very soft ball with the fingers, turn it out on a large platter, which has been lightly buttered. Be careful not to stir the sugar when boiling, and do not scrape off the sugar that adheres to the side of the saucepan. As soon as the syrup in the dish is blood-warm, stir it with a wooden spoon, or paddle, until it begins to crumble. It should be a smooth white mass, and when it has come to this stage should be kneaded in the hands like dough. Pack it into a bowl, cover it with a thin cloth, slightly moistened, and set it away until needed.

Chop nuts and roll in this fondant, or roll in it whole. Citron cut into strips may be coated with it.

Cream dates

Stone dates, opening at one side only, fill with fondant, close gently into the original shape and sprinkle with sugar.

Butterscotch

Wet a pound of brown sugar with a cupful of water, into which two tablespoonfuls of vinegar have been stirred. Put into an agate saucepan. Cook for ten minutes, add four tablespoonfuls of butter and boil until a drop hardens in cold water. Pour into large buttered tins, and as it cools, mark off into squares.

Lemon butter

Boil together half a pound of brown sugar, a tablespoonful of vinegar and a gill of water for ten minutes, and add a heaping tablespoonful of butter. Boil until the candy becomes brittle when dropped into cold water, and take from the fire. Add to it the juice of a lemon and pour into a shallow, well-greased pan.

Hoarhound candy (made from fresh leaves)

Make a strong solution of hoarhound leaves; strain this, and put a quarter of a cupful of it over the fire with a pound of brown sugar and a very little water. Cook until a little dropped in cold water is brittle. Add a tablespoonful of vinegar, boil up once and turn into greased tins.

Hoarhound candy (made from dried leaves)

Steep a heaping tablespoonful of dried hoarhound leaves in half a cupful of boiling water for one hour, then strain and squeeze. Add the liquid to two cupfuls of brown sugar, put over the fire in a saucepan, and stir until the sugar is dissolved. Put in a tablespoonful of vinegar and boil until the candy breaks

when dropped into cold water. Drop from the point of the spoon upon buttered paper, or pour into a pan and cut into squares.

Wintergreen candy

Made as directed in last recipes, substituting wintergreen for hoarhound.

Walnut creams

Beat the whites of an egg very light with enough XXX sugar to make it very stiff. Now add cream, a few drops at a time, until the mixture is of the consistency of putty, working it with the hands until it is soft and smooth. Flavor with vanilla, or with lemon juice and the grated rind. Roll into small balls, flatten these, and press a half walnut on each side of every ball.

French cream almonds

Four cupfuls of granulated sugar; one cupful of boiling water; two tablespoonfuls of glucose.

Stir until mixed and dissolved, then cover, and boil until the syrup strings. Pour into a crock and allow it to stand undisturbed until cool enough for you to hold your finger in it. Stir with a wooden spoon until thick; pour upon a marble slab and knead all lumps out. Work in flavoring and coloring if desired. Mold into balls and press a blanched almond on the top of each ball.

Creamed English walnuts

For this use the large English walnuts, cracking them carefully so as not to break the kernels. Remove each half in one piece and free it from all bits of shell.

Heat over boiling water half a pound of fondant like that for which directions have been given in the recipe for chocolate creams. Flavor it with a teaspoonful of vanilla extract, stir it until it becomes creamy and dip into it with a pair of small sugar tongs the half of the walnut. Lift it out carefully and lay it on waxed paper until it is dry.

Or you may make a fondant of another kind by mixing the white of an egg with an equal quantity of cold water and stirring into it enough confectioner's sugar of the variety known as "XXX" to make a dough-like past that can be handled with the fingers. This may be flavored to taste with vanilla or bitter almond, or any other extract, and formed with the fingers into small balls. To each side of this may be pressed the flat surface of an English walnut kernel. They may then be laid on waxed paper in a box.

Peanut candy

Boil together two and one-half cupfuls of sugar and a gill of water, without stirring, until a little, when dropped into cold water, can be worked into a soft ball. Now add a tablespoonful of butter and boil until the candy hardens when dropped into cold water. Stir in a cupful of shelled, roasted and skinned peanuts, turn the mixture into a buttered pan and cut into squares.

Peanut molasses candy

Boil together a cupful, each, of molasses and brown sugar, a tablespoonful of vinegar and two of butter. When a little, dropped into cold water, is brittle, add a cupful of shelled, roasted and skinned peanuts, remove at once from the fire, add a teaspoonful (scant) of baking-soda, beat hard, and pour into buttered pans.

Nougat

Boil together a pound of sugar and a half cupful of cold water until it becomes brittle if dropped into cold water. Cover the bottom of a well-buttered shallow tin with nut kernels—hickory, walnut and pecans, blanched almonds, strips of cocoanut, bits of figs, dates and the like. Add a tablespoonful of lemon juice to the candy when it is done, and pour it over the fruit and nuts the pan. Let it get cold and mark into squares and strips.

Creamed burnt almonds

Put two cupfuls of granulated sugar into a saucepan with two tablespoonfuls of water, set over the fire and stir continually with a wooden spoon. As soon as it is well melted, move it to one side of the fire, drop in the blanched almonds, and take them out at once with a perforated spoon, or candy dipper. Lay them on buttered dishes to harden.

Creamed grapes

Make a syrup of a pound of sugar and a gill of water. Boil without stirring until a drop put into iced water becomes brittle. Remove from the fire, set in an outer pan of boiling water, and add to the syrup a dessertspoonful of lemon juice. Run a stiff wire or the prong of a pickle fork through each grape, and dip them, one by one, in the hot syrup, then lay on waxed paper to dry.

Creamed popcorn

Make a syrup as for creamed grapes in the recipe given above, but omit the lemon juice. Drop into the syrup enough crisp popcorn to make it thick; take out this, after stirring for half a minute, by the great spoonful and lay on greased paper. As the mass hardens roll a spoonful of it into a ball, then roll this over and over in freshly popped and sugared corn, until the white kernels adhere to the sticky ball.

Popcorn balls

Make an old-fashioned molasses candy, and just before removing from the fire, stir in enough popcorn to thicken it. Take the mixture out by the spoonful and roll, as soon as it can be handled, into balls, then roll these over and over in kernels of popcorn until no more will adhere to the balls.

Sugared peanuts

Prepare as you would salted nuts, but substitute butter for oil, and fine sugar for salt, after you have rolled the nuts in the

white of an egg, beaten light. Spread out upon white paper to dry in the sun, or in a moderate oven.

Orange straws

Select thick-skinned oranges, and cut the peel in strips a quarter inch wide. Have a pan of boiling water on the stove, and place as many pieces of the peel in the water as you can easily handle. Let it boil five minutes, drain, cover again with boiling water, boil five minutes more, drain again, once more cover with boiling water and boil five minutes, making fifteen in all. Drain thoroughly, then make a syrup of one teacupful of sugar to three tablespoonfuls of water; when this boils add the peel, and cook until this is absorbed (about twenty minutes); remove from the pan, and, while hot, roll each straw in granulated sugar which you have placed previously upon clean paper. Then put each straw on paper in a pan until the bottom of the pan is covered, and place in a warm oven until all are dry. Have the sugar to roll the straws in and all ingredients ready before beginning the cooking, as the straws must be handled very rapidly. They will keep for weeks and not become sticky. One cup of sugar will do for five oranges.

Candied orange peel

When peeling the orange cut the rind into quarters, then cut into long strips. Put into a pan, cover with cold water, bring to the boil and drain. To six oranges allow one and a half cupfuls of granulated sugar and a cupful of water; put these into a granite saucepan and bring to a hard boil. Add the orange peel and boil down quickly, taking care not to burn. When the liquid is almost cooked away take the saucepan off the stove and stir in a cupful of sugar. Stir until almost cold, pick apart with the fingers, and lay on a plate.

Candied pineapple

Peel, slice and weigh the pineapple, and allow a pound and half of granulated sugar to each pound of fruit. Put the fru

and sugar together in a granite kettle and add just enough water to cover the fruit. Boil until the fruit is tender, remove and spread on a dish to cool while you boil the syrup until very thick. Now lay in the pineapple; cook and stir for five minutes more, and then spread the sliced fruit on platters until dry and "candied."

Candied citron

Peel and core the citron and cut into strips. Weigh the fruit, and allow a pound of sugar to each pound of the citron strips. Make a syrup, allowing a cupful of water to each pound of sugar. Cook the citron in this until it is tender; remove and spread on dishes. Boil in the syrup enough ginger to give a slight flavor, and when the syrup is very thick stir in a little lemon juice. Now lay the strips of citron back in the syrup, and stir until candied and coated with sugar. Lay on a platter to cool and dry.

Marshmallows

Soak four ounces of pulverized gum arabic in a teacupful of cold water for two hours. Put into a double boiler with cold water in the outer vessel and bring gradually to the scalding point. When the gum is dissolved, strain through coarse muslin, return to the double boiler with a heaping cupful of powdered sugar, and stir steadily until the mixture is white and stiff. Remove from the fire, beat very hard for a minute and flavor with vanilla; beat a minute longer, and pour into tins, the insides of which have been rubbed with corn-starch. When the paste is cool cut it into squares of uniform size and turn each of these over and over in a mixture made of three parts corn-starch and one part powdered sugar. Keep packed in a tin box until wanted, as they soon dry if exposed to the air.

Peanut brittle

Boil together a cupful, each, of molasses and brown sugar, a tablespoonful of vinegar and two tablespoonfuls of butter. When a little dropped into cold water is brittle, add a cupful of blanched

peanuts; remove at once from the fire, add a teaspoonful of baking-soda, beat hard, and pour into buttered pans.

Hickory nut candy

Prepare half a cupful of hickory nut kernels by chopping them. Boil together one cupful of "A" sugar, one-third of a cupful of water, and a piece of butter the size of a walnut until it makes a soft lump when tested in water. Remove from the fire and stir in the nuts. When it begins to look cloudy, pour by the spoonful into buttered tins. It will spread into flat cakes.

Maple nut candy

Butter a shallow tin and cover the bottom with butternut meats. Place on the cooler part of the stove one quart of maple sugar and one cupful of water. Cook slowly and test in water. When done, pour over the nut meats. Before it hardens, mark into squares.

Crystallized fruits

Make a syrup of a pound of sugar and a gill of water. Boil, without stirring, until a drop put into iced water becomes immediately brittle. Remove the saucepan from the fire and set it at once in an outer pan of boiling water. Add to the syrup the juice of a quarter of a lemon. Run the prongs of a sharp pickle fork through each piece of fruit to be candied, and dip it in the hot syrup. Lay on buttered or waxed paper to dry.

Stuffed dates

Remove the stones from dates and fill with a mixture made as follows:

Put into an agate saucepan one cupful of granulated sugar and a gill of cold water, with half a saltspoonful of cream of tartar. Stir just long enough to dissolve the sugar, then boil, without touching, until a drop put into cold water can be formed into a soft ball. Remove from the fire immediately, skim off every par

ticle of crust, if there be any upon the surface of the syrup, and pour the syrup into a bowl. When so cool and thick that the finger leaves a dent when pressed upon it, stir with a wooden spoon to a smooth white paste. When too stiff to stir with a spoon, work the mixture with the hands. This filling will keep for weeks. When you wish to use it, set the cup containing it in a pan of hot water until soft enough to handle.

Slippery-elm cough candy

Soak a good handful of dried slippery-elm bark in a pint of water all night. In the morning bring it to a boil, strain and press to get out all the mucilaginous matter, and put the liquid thus obtained over a slow fire with two cupfuls of sugar. Wet the sugar well with lemon juice before adding it to the slippery-elm tea. Simmer, stirring until the sugar dissolves. When the candy "ropes" pour it out into broad buttered tins and mark into squares. You may pull it white if you like. It is palatable and excellent for colds and coughs.



AFTERNOON TEA

IN every respectable English dwelling, be it palace or cottage, tea is served between four and five o'clock every afternoon in the year. The crone in the almshouse takes hers direct from the hob in winter, and in summer hobbles with her black teapot, a teaspoonful of the precious leaves in the bottom, to the common kitchen to have it filled. Her betters in name and in worldly gear assemble about the tea equipage in drawing room or library, or in the family "parlor."

For the wealthy there are tea-tables of divers patterns, some with leaves that draw out to accommodate cups and saucers when set in array. The conventional afternoon tea-table is lower than that intended to hold bric-a-brac and books. The chair occupied by the mistress of the house or one of her daughters is low and broad, that she may sit at her ease while making and dispensing the beverage. The central figure upon the tray is a teakettle of



silver, copper, brass or lacquered Japanese ware, with a spirit lamp beneath. When the water boils the tea is "masked," *i. e.*, a little is poured upon the dry leaves in the pot, a wadded "cozy" is fitted over the latter, and the tea is "drawn" for about two minutes before the rest of the water is added.

The cups are passed by a servant if none of the young people of the family or intimate friends are present to whom the graceful task can be delegated. The tone of the whole function is easy sociability.

This is especially marked in the English country house, where

sportsmen, who have been out with the dogs and gamekeeper all day, are allowed to drift into the drawing-room, in splashed gaiters and knickerbockers, for a chat and a cup of hot tea before going off to dress for dinner.

As accompaniments to the tea we have a basket of light cakes or biscuits, thin bread and butter, now and then buttered scones or "tea cake." Anything more elaborate mars the simplicity of the custom, perverting it into an "occasion." It ceases to be afternoon tea, a rest station between the one o'clock luncheon and the seven or eight o'clock dinner. In some towns and cities—particularly in the lavish South—the effort to introduce this simplest of social functions has failed ignominiously, because—like dish-washing, toast-making and tea-making, speaking the truth and spelling correctly—the right way of doing it is too easy to learn. The "spread" of oysters, salads, cakes and creams, bouillon and bonbons, flummery and fruit, into which the imported custom degenerated, was as foreign to the true spirit of the original as the crush of elaborately dressed women and the sprinkle of uncomfortable men who attended the teas was to the cordial informality that should obtain with guests and entertainers.

It is a wholesome symptom in our feverish social system that the beneficent break in the diurnal rush and press furnished by afternoon tea-time is becoming more and more prevalent. In tens of thousands of homes, in city and in country, five o'clock brings together the scattered parts of the home circle in the living-room. Jaunty wicker stands, three and four-storied, for holding plates of fancy biscuits, thin bread and butter, cake and crisp strips of lightly buttered toast spread with anchovy paste, have crept into conservative drawing-rooms; teakettle, teapot and their appurtenances appear duly at the stroke of the hour, and visitors who happen to call at that hour are cordially made welcome to the grateful refreshment. "Tea" is always there, no matter who comes or goes, and it typifies what we need more than all else besides in a land where labor is the rule and relaxation the exception—home joys, home comfort, home *rest!*

Five o'clock tea has come to stay! Whether as a simple re-

freshment for busy women who long for a life-saving station in the afternoon rush, or as an informal—and inexpensive—fashion of entertaining one's friends, it seems to be as firm a fixture on this side of the Atlantic as on the other.

One of the chief charms of the afternoon tea is its adaptability. It may be as much or as little of a function as one chooses. I do not refer now to the cup of tea that the hostess pours for herself or the chance friend every afternoon in the week, but to the tea where guests are regularly invited. It may be madame's At Home day, which extends over a period of a few weeks, or runs through the whole winter, or it may be one of the more formal occasions, to which guests are invited in droves, and social debts thereby paid *en bloc*.

For the simpler function it is easy to lay down rules. Little is required for it. If it is to be a weekly affair for which cards are issued early in the season, it is foolish to plan an elaborate menu, and even worse than foolish, for it is in bad taste. The guest who goes to such a day, "at home," does not expect a "spread," and the hostess who offers too much makes life harder for the timid woman of small means who is not quite sure what is the correct thing, but is only positive that it must be expensive.

For the ordinary one-day-every-week-all-winter afternoon tea there are many houses where one has only bread and butter or fancy biscuits and a simple cake. I know one woman who prides herself upon the quality of the doughnuts she serves at her afternoon teas, and they are the only sweets she has beyond a little dish of bonbons. To be sure, there are simple sandwiches or thin bread and butter, but further than this she does not go except for some special occasion.

For such an Afternoon Tea the following menus are offered as suggestions:

AFTERNOON TEA MENU. I

Caviar Sandwiches

Creamed Chicken Sandwiches

Fancy Cakes

Tea, or Coffee, or Chocolate

gives perhaps two days, and invites all her dear five hundred friends to be present at one or the other of them, there is not room in the drawing-room for the tea-table nor place for the chatty informality of the simpler afternoon tea. The table is laid in the dining-room, or the library, and a friend is invited to "pour." If there are two beverages,—as there are, almost invariably,—one friend takes each end of the table, and there may be even a third, presiding over another hot drink, or over the punch bowl. A waitress or two must be at hand to take away the dishes that have been used and bring fresh, and to see that the guests have enough to eat and drink. The hostess has no time to see to anything beyond the salutations of the guests as they come in, and can only suggest to them that they go out to the dining-room and find something to eat.

Once in a while, a hostess will give no more than is contained in the menus already suggested, except that the supplies of all kinds may be increased, and that there may be three kinds of sandwiches, instead of one or two, and a larger choice in the matter of cake. Two hot drinks, at least, must be supplied.

But in so large a function the bill of fare is more likely to be something like the following:

AFTERNOON TEA MENU. III

| | | | | |
|--------------------|----------------------------|---------|--|----------------------------|
| | Bouillon | | | |
| Lobster Sandwiches | | | | Chicken Truffle Sandwiches |
| | Lettuce Sandwiches | | | |
| Salted Almonds | Olives | Bonbons | | Cakes |
| | Tea | Coffee | | |
| | Chocolate, or Claret Punch | | | |

When an afternoon tea gets to this stage it may still be called "a tea," but it has gone far beyond that, and has become a day-time reception. Even if the sun is shining outside there is usually artificial light in the rooms. The lamps are burning with a pleasant subdued light, there are candles with colored shades, the women who are receiving and presiding over the table are in full dress. The table itself is beautiful with china and cut glass

and silver. Flowers are about everywhere, and except that the men are in morning dress and the women guests in street costume, it might be an evening party.

There is a reception held in the afternoon that is even more elaborate than this. When a woman wants to make signal some special "occasion,"—to honor a guest, or perhaps because it is the only "crush" she gives in the year,—she often makes it a tea. For this the cards will be out ten days or more in advance and the refreshments provided are more elegant and numerous than those mentioned above. Such a collation might be as follows:

AFTERNOON TEA MENU. IV

| | | | | |
|--------------------------|--------|-------------|--|--------------------|
| Bouillon | | | | |
| Chicken or Lobster Salad | | | | Creamed Oysters |
| Nut Sandwiches | | | | Sardine Sandwiches |
| Cream Cheese Sandwiches | | | | |
| Olives or Pim-olas | | Salted Nuts | | Bonbons |
| Ices | | Frappé | | Cakes |
| Tea | Coffee | Chocolate | | Punch |

The table is arranged for this as for the third tea mentioned, but there must be waiters in attendance, and they serve nearly everything. In most cases there is nothing done by the young women friends of the hostess who gather in the dining-room except entertain the guests and see that they have enough to eat. Once in a while, these young women may preside at the coffee-urn, or the chocolate, or teapot, but it is not a common occurrence.

The matter has been put into the hands of "the profession."



It is all very nice, and an excellent way to clear the debit side of one's social ledger, but the mind turns to the quiet afternoon tea-table with the hot tea under the cozy, the saucer of sliced lemon, the tiny flask of rum or the graceful cream jug, the sugar basin and plate of sandwiches, or bread and butter, with affection one never cherishes for the huge kettledrum.

SOME DAINTRIES FOR AFTERNOON TEA

Tea cakes

Sift a quart of flour three times with two teaspoonfuls of baking-powder and one of salt. Chop into this a tablespoonful of butter and one of cottolene or other fat.

(In all preparations requiring shortening, cottolene is preferable to lard.)

Mix in a bowl with a wooden spoon, adding about three cupfuls of milk, or enough to make a soft dough. Turn out upon your board and roll, with swift, light strokes into a sheet half an inch in thickness. Reverse a jelly-cake tin upon the sheet and cut with a sharp knife cakes just the size of the tin. With a spatula, transfer to a floured baking-pan and bake in a quick oven.

Split while hot, butter and cut into triangular pieces, six to each cake. Do not divide them until the triangles are drawn from the plate by those who are to eat them.

Tea scones

Mix as directed in recipe for tea cakes, but cut into rounds with a small biscuit cutter. Bake upon a soapstone griddle, upon both sides, to a delicate brown; split and butter while hot. Line a plate or a tray with a napkin, lay in the scones and fold the corners of the napkin lightly over them.

Oatmeal scones

To three cupfuls of oatmeal add one of white flour, a teaspoonful of salt and two of baking-powder. Heat three cupfuls of milk to scalding, not to boiling, stir in a tablespoonful of sugar with

two and a half of butter, and mix with a wooden spoon these ingredients into a soft dough.

Do not touch it with your hands.

Turn out upon a kneading-board, roll into a sheet less than a quarter of an inch thick, cut into rounds with a large biscuit-cutter, and bake upon a hot soapstone griddle, turning to brown. Butter while hot.

Virginia wafers

Rub two tablespoonfuls of butter into a pint of flour, add enough iced water to make a stiff dough, put up on a floured pastry board, and roll out as thin as writing paper in rounds as large as a saucer. Bake in a floured pan in a quick oven.

They should be rough and "bubbly" on top. Eat cold.

Corn-meal tea cakes

Mix fine white corn-meal with boiling milk; gradually add a little salt, and let it simmer half an hour or more, then drop it from a large spoon upon a soapstone griddle, and bake on both sides to an even brown. Butter and eat *hot*.

Bristol tea cakes

Rub two level tablespoonfuls of butter into four cupfuls of sifted flour; mix it with thin cream to a soft dough to roll out; toss the dough upon a floured board, cut with a biscuit cutter into rounds and bake on a hot griddle, or in the oven; split and butter them; serve on a napkin.

Raisin bread

Make as you would ordinary white bread, with the addition of one-half cupful of raisins to a small loaf. Spread thin, triangular slices of this with butter, and then with a layer of cream cheese.

Hot milk tea cakes

Into three well-whipped eggs beat a cupful of sugar, a large cupful of prepared flour, and a teaspoonful of vanilla. Beat hard; add a gill of scalding hot milk, stir in quickly and turn the mixture into greased pâté-pans. These cakes are best if eaten hot, but are also good cold.

Stuffed rolls

Light rolls, shaped like finger rolls, but larger, may be cut open on one side, the crumb dug out and the cavity filled with minced and seasoned chicken, turkey, ham, or tongue. Close the roll and bind it with narrow ribbon tied with a bow and floating ends. You may tie the ham rolls with one color, the chicken with another.

Peanut crisps

One cupful of roasted and chopped peanuts, one cupful of powdered sugar, one tablespoonful of flour and the whites of two eggs. The mixture is dropped on a buttered paper and baked to a light brown in a moderate oven. A quart of unshelled peanuts will yield the necessary cupful of chopped nuts.

Salted almonds

Shell and blanch the almonds by pouring boiling water over them, letting them stand for ten minutes, then stripping off the skins. Dry the nuts between the folds of a clean dish towel, and put them in a baking-pan with a tablespoonful of melted butter. Turn them over and over in this until all are coated, then set the pan in the oven until the nuts are delicately browned, stirring often, that all may brown evenly. Turn into a colander, strew thickly with fine salt, and shake the colander hard to dislodge superfluous salt and grease. When cold, the nuts will be crisp. Keep in a dry place.

Peanut butter for sandwiches

Shell and skin freshly-roasted peanuts and pound or grind them to a fine powder. Mix to a smooth paste, with half as much butter as you have peanut powder. If the butter is rather fresh, add a little salt.

Cream cheese for sandwiches

Into a broad pan pour the fresh warm milk as soon as possible after it is milked; set at the side of the range and bring slowly to the point where it just begins to simmer. Remove at once and set in the ice-box, where it will cool suddenly, and leave it there for six or eight hours. Now skim and press the clotted cream into small jars or deep saucers. Sprinkle the top of the cream with fine salt, and cover. Keep in a cold place until wanted.

Marguerites

The white of one egg, partly beaten; two tablespoonfuls of sugar, and one-half cupful of chopped walnuts. Stir all together and spread on wafers, or upon long narrow crackers. Bake to a light brown.

Ham and chicken sandwiches

Into a pint of cold boiled or roast chicken, chopped very fine, stir a cupful of minced ham; season with a few minced olives, and moisten with salad oil. Add white pepper to taste, and spread between thin slices of crustless white bread, buttered lightly.

Cheese and olive sandwiches

Mix cream cheese and chopped olives together; spread very thin slices of bread with the mixture; serve on a folded napkin.

Egg and olive sandwiches

Boil six eggs hard, remove the shells and chop the eggs very, very fine. Stone and chop eighteen large olives, and mix these

with the minced egg. Moisten all with a little melted butter, season to taste and mix to a moist paste. Spread on thin slices of crustless bread, and press the two halves of the sandwich firmly together.

Lettuce and cream cheese sandwiches

Cut white bread into very thin slices and remove the crusts, then butter lightly. Spread with Philadelphia cream cheese. Dip a leaf of crisp lettuce in a French salad dressing, and lay it upon a slice of the bread, then press another slice upon it. With a sharp pair of scissors trim off the projecting leaf of lettuce. Pile these sandwiches on a plate, cover and keep in the ice-box until wanted.

FRAPPÉ BEVERAGES

A PLEASANT custom prevalent at many summer afternoon teas is that of passing nearly frozen beverages for the refreshment and delectation of the guests. These glacés or frappés are so easily prepared that the veriest tyro in the ice-making art need not be afraid to attempt them. On a warm day they are a refreshing variety upon the conventional cup of tea, and are so light and innocuous as not to interfere with the enjoyment of the dinner which must come an hour or two later. These ices are served in glasses, and with spoons.

Café frappé

Put two cupfuls of finely-ground coffee into a large French coffee-pot, or biggin, and pour upon it two quarts of boiling water. When this has dripped through the strainer, pour it into a pitcher and turn it back into the strainer. Repeat this process four times, then pour the clear coffee into a bowl, and stir into it two large cupfuls of granulated sugar. Stir until the sugar is dissolved and set aside to cool. When cold, add the unbeaten whites of two eggs, turn into a freezer and grind until frozen.

but still rather soft. When turned into a glass it should be of about the consistency of soft snow. This rule of consistency applies to all these frozen beverages.

Tea frappé

Scald a china teapot, put into it six teaspoonfuls of the best mixed tea and pour upon it eight cupfuls of freshly-boiling water. Let this stand for six or eight minutes, strain it into a bowl, and sweeten to taste. When cold, turn into the freezer.

Frosted lemonade

Boil together for fifteen minutes two quarts of water, and four cupfuls of granulated sugar. Remove from the fire and when the syrup is lukewarm, add the juice of a dozen lemons. Set aside until cold, then freeze.

Frozen orangeade

Mix together the juice from six oranges and two lemons. Boil together three cupfuls of water and one cupful of sugar for ten minutes; remove from the fire and add the orange and lemon juice. When cold, add the unbeaten white of one egg, and freeze.

Frozen raspberry juice

Mash two quarts of red raspberries and cover them with three heaping cupfuls of granulated sugar. Let this stand in a warm place for an hour, then press through a cheese-cloth bag or a vegetable press to extract all the juice. To this add the juice of three lemons and of one orange, and two quarts of cold water. Stir well together and freeze. Some persons put a spoonful of whipped cream upon each glass of this ice. The contrast of the white with the pink is very pretty.

Ginger ale frappé

Open three bottles of imported ginger ale and turn the contents into a bowl. Add the juice of four lemons and a half cupful of granulated sugar. Stir until the sugar is dissolved; turn the mixture into a freezer, and freeze. This ice is very refreshing.

W A F E R S

Graham wafers

Sift three cupfuls of graham flour and one cupful of white flour with a heaping teaspoonful of salt and two teaspoonfuls of baking powder. Melt two tablespoonfuls of butter with one of sugar in a pint of scalding milk. Make a hole in the middle of the flour, and pour this in. Stir to a soft dough, turn upon a floured pastry-board, roll out quickly and lightly into a thin sheet, cut into rounds with a biscuit-cutter, and bake in a floured baking pan until brown and crisp. While hot, spread lightly with butter.

Lemon wafers

Cream a cup of butter with two cups of sugar, work in two beaten eggs, a small cup of cold water and the grated rind and the juice of a large lemon. Add flour to make the dough stiff enough to roll out; roll very thin, cut into rounds and bake. Orange wafers may be made in the same way.

Vanilla wafers

Cream a cup of butter with two cups of sugar, add three well-beaten eggs and vanilla to taste. Stir in just enough flour to make a soft dough that can be rolled. Roll very thin, cut into rounds, and bake.

Peanut wafers

Cream together four tablespoonfuls of butter and a half-cup of sugar. When this mixture is soft and creamy add the well-whipped yolks of two eggs, four tablespoonfuls of milk, a cup of roasted and ground peanuts, and enough flour to make a good dough. Roll into a thin sheet, cut into rounds and bake.

STEWED FRUIT, PRESERVES, FRUIT JELLIES, MARMALADES, ETCETERA

STEWED FRUIT

Much of the excellence of stewed fruit depends upon the manner in which it is cooked. As it is served, in nine cases out of ten, it has a medicated "tang" that is far from agreeable—produced by the cooking of the sugar with the fruit. She who is familiar with this form of the sweetmeat alone has no conception of how palatable a dessert it makes if properly prepared. Served with plain or sponge cake it is a convenient dessert for Sunday night's supper, or for the dainty family luncheon. But the housekeeper who would have her stewed fruit really good must be willing to be a little careful—perhaps fussy—in the preparation thereof. Apples that are a little tough, pears that are rather tasteless when raw, green or hard peaches and sour plums may, with the help of the stewing kettle and the housewife's ingenuity, be converted into tender, toothsome morsels. Use always an agate-iron or porcelain-lined preserving kettle, as the action of the acid upon tin or iron darkens the fruit.

Nearly all fruits prepared according to recipes given herewith may be kept for months if sealed hot in glass cans, as one would can vegetables or unsweetened fruits. They are more wholesome than the pound-for-pound preserves.

Stewed apples

Peel and core firm apples, dropping them into cold water as you do so, that the color may be preserved. Put them over the fire with enough boiling water to cover them, and let them simmer gently until very tender, but not broken. With a perforated

skimmer remove them carefully from the water and arrange them in a deep dish. Strain the liquor and return it to the fire, putting into it a large cupful of granulated sugar for every dozen apples you have cooked. Boil to a syrup, add the juice of one lemon and pour over the apples. Cover closely and set in a cold place until wanted. These apples will keep in the ice-box for several days.

Steamed apples

From a dozen medium-sized apples remove the peeling with a sharp knife, taking care to have the parings as thin as possible. Take out the cores; put the apples, side by side, in a deep pudding-dish, and pour over them enough water almost to cover them. Invert a plate, or pan, over the pudding-dish, set it in the oven and steam the contents until each apple can be easily pierced with a fork. Remove from the oven and lay the apples carefully in a deep dish. Set the pudding-dish containing the liquor from the apples on top of the range, add to it a cupful of granulated sugar, and bring to a boil. Simmer for twenty minutes, then add a dash of grated nutmeg and a pinch, each, of mace and ground cloves. Boil to a syrup and pour over the apples. Eat cold.

Stewed pears

Peel and quarter a dozen large pears and remove the cores, laying the quartered fruit in cold water as you do so. Put them over the fire with a pint of boiling water and stew until tender. Remove the fruit and add to the liquor a cupful of sugar, a stick of cinnamon, one of mace, and a teaspoonful of lemon juice. Boil until thick, strain the syrup and pour it over the pears. Cover closely until they are cold. Seckel pears, peeled and stewed whole according to this recipe, are delicious.

Stewed peaches

Peel and stone three dozen peaches. Put them over the fire with enough boiling water to cover them and put into the water six peach-pits (crushed) and two slices of pineapple cut in

dice. Stew slowly, and when the peaches are tender transfer them to a bowl while you boil the liquor hard for five minutes, then strain it and add three cupfuls of granulated sugar. Boil to a thick syrup and pour over the peaches. Cover while cooking.

Stewed plums

Wipe each plum carefully with a soft damp cloth, and prick it with a fork to prevent bursting. Have the water in the preserving kettle a little more than lukewarm and lay the fruit in it. Bring to a gentle boil, cook just long enough for the plums to become tender, but not long enough for the skins to crack. They must be watched carefully. Remove to a deep dish, add a cupful of granulated sugar to every quart of liquor, boil to a syrup and pour over the plums.

Apple sauce

Wash two dozen firm, juicy apples and cut them—without peeling—into pieces. Put them into a porcelain-lined saucepan with a cupful of cold water and bring to a boil. Cook steadily, stirring frequently, until the fruit is soft and broken into bits. Remove from the fire and run through a colander to free the sauce from all bits of skin. Sweeten the apples to taste, and stir over the fire until the sugar is melted, but do not allow the mixture to boil. Add a teaspoonful of lemon juice and set aside until cold. Apple sauce made in this way is better in flavor and color than that made from the peeled fruit. The best part of the apple is that lying close to the skin, and it consequently loses much of its flavor in the peeling.

If sealed up while hot this will keep through the winter and supply fresh apple sauce when the raw fruit is scarce and expensive.

Stewed evaporated peaches

Wash the sliced peaches carefully and soak for six hours in cold water. Turn the fruit with the water in which it was soaked into a saucepan and bring to a gentle boil. Add a little sugar and stew until the peaches are tender. With a split spoon remove

the slices of fruit, add a cupful of granulated sugar to the liquor, and boil quickly to thick syrup. Pour this over the peaches.

Stewed dried pears

Wash and soak the evaporated fruit as directed in the preceding recipe, and put over the fire in the water in which it was soaked. The slices should be just covered by the water. Stew until very tender, then remove the fruit and set aside while you measure the juice. To a half-pint of the liquor add a half-pint of molasses and simmer for twenty-five minutes. Skim the syrup, return the pears to it, add a pinch of powdered ginger, boil up once, and remove from the fire.

Gingered pears

Peel and core and cut in very thin slices. For eight pounds of sliced fruit put into a kettle the juice from five lemons, one cupful of water, seven pounds of sugar and half a pound of ginger-root scraped and cut into thin slices.

Let the sugar dissolve before adding the fruit. Cut the peel of a lemon into long, thin slices and add to the fruit. Let it cook slowly for an hour, uncovered, and can while hot.

Stewed rhubarb

Carefully scrape—not peel—the stalks, cut into inch-lengths, and lay them in cold water for half an hour. Weigh the rhubarb, and to each pound of the fruit allow a half-pound of granulated sugar. Put the rhubarb, still wet, into an agate-lined saucepan, mix the sugar with it, and set it at one side of the range until the sugar melts. Bring slowly to a boil, and stew until the rhubarb is very tender. Eat cold, accompanied by plain cake, or thin bread and butter.

You may seal up while hot in glass jars, wrap in paper to exclude the light, and keep all the year round.

Apple butter

Boil cider down to two-thirds of its original quantity. Into this turn as many peeled and sliced apples as the liquid will cover and simmer, stirring often, until very tender. When the first supply of apples is tender, strain them out, add more and cook in the same fashion until all the cider is absorbed. Take from the fire, put all into a stone crock and set aside for twelve hours, then return to the fire and boil until you have a soft brown mass. Remove and pack in stone jars.

Peach butter

Peel and slice enough peaches to thicken three quarts of cider and boil steadily until the fruit is reduced to a pulp. While cooking, stir frequently. Remove from the fire, let it get cold, return to the fire and stew for an hour longer, or until brown and thick. Pack down in a stone crock.

Plum butter

To every pound of plums allow three-quarters of a pound of sugar. Wash the plums and put them into a preserving kettle, with the moisture still clinging to them. Cover, bring slowly to a boil, and cook until the fruit is broken to pieces and is very soft. Rub through a colander to remove stones and skins; return the juice and pulp to the fire, add the sugar and boil until the mixture is very thick. Put up in jars.

Peach jam

After you have peeled and stoned the fruit, weigh it, and to every pound of fruit allow three-quarters of a pound of sugar. Put the peaches in the kettle at the side of the range and bring very slowly to a boil in the juice that flows from them. Stir often; at the end of three-quarters of an hour drain off superfluous juice and add the sugar. Boil for fifteen minutes, skimming often, then add the juice of a lemon, cook for a minute more, and

turn into glasses or small jars. The surplus of liquor will make good jelly.

Berry jam

Pick over and wash the berries, and allow equal weight of fruit and sugar. Put the berries into a preserving kettle, mash them as they heat, and when considerable juice has been drawn out, add the sugar gradually. Let them boil up all over, and then either skim out the fruit, or turn all into a strainer. Set the juice on to boil again, and cook until it is thick or will "jelly;" put the fruit back and let it boil once, and seal up in small jars.

If the fruit be very juicy, drain off half the syrup, strain out the seeds and cook until it jellies. Then, put up in glasses. Do this before adding the fruit for the last boil. A still better plan is to dip out superfluous juice before the sugar goes in. Add pound for pint and make jelly of it.

Orange marmalade

Slice two dozen unpeeled oranges, and remove the seeds. Mix with them two lemons. These, as well as the oranges, must be shredded very thin. Measure the juice and add enough water to make three quarts of liquid. Put all into a stone crock, cover, and set in a cool place all night. Turn into a preserving kettle and bring slowly to the boil. Simmer until the peel is very tender. Now stir in a pound of sugar for every pint of juice, and boil until the skin is clear in appearance. Remove from the fire, and when cool turn into jelly glasses.

Grape marmalade

Stem the grapes and measure them, allowing a cupful of sugar for each half-pint of fruit. Pulp the grapes, keeping the skins for further use. Extract the seeds by boiling the pulp until tender, then rubbing it through a fine colander. Put the pulp, juice and skins over the fire in a preserving kettle and add the sugar. Boil until very thick, pour into jars and seal.

Peach marmalade

Peel, stone and weigh the peaches, and allow three-quarters of a pound of sugar for every pound of fruit. Put the fruit into a preserving kettle and bring gradually to a boil. Stew until tender and broken; drain off superfluous liquid, add the sugar and boil for ten minutes longer. Just before taking from the fire stir in one tablespoonful of lemon juice for every pound of peaches used. Remove at once from the fire, can and seal.

Tutti-frutti

Select your fruits—strawberries, cherries, raspberries, blackberries, pineapple—and shred them with a fork; also, bits of orange or mandarino from which the white skin has been removed; put into wide-mouthed, self-sealing jars. To each jar allow four tablespoonfuls of white sugar and sprinkle with this each layer of fruit. When the jar is filled, pour in slowly white preserving brandy, letting it filter in slowly until every crevice is filled and there is room for not a drop more. Screw down the tops and set the jars in a dark cool place. The fruit should season some weeks before it is used.

Red raspberry jam

Allow three-quarters of a pound of sugar to a pound of fruit. Put the berries on alone and boil for half an hour, stirring hard and often. Dip out the superfluous juice, add the sugar and cook twenty minutes more. Put up in jars or glasses.

Lemon marmalade

Weigh the lemons, and to every pound of them allow a pound and one-quarter of sugar. Grate the rind from half of the lemons, and peel the others. Chop the fruit, removing the seeds as you do so. Press all the juice that you can upon the sugar, add a little water to this, and put it over the fire. Stir until the sugar is dissolved, then boil for five minutes, skimming off the scum.

Stir in the chopped lemons and the grated rind, and boil for half an hour. Put up in jelly glasses.

Preserved peaches

Peel, stone and weigh firm white peaches, allowing to each pound of fruit a pound of white sugar. Arrange fruit and sugar in alternate layers in a broad preserving kettle, and set the kettle at the side of the stove where the contents will heat slowly. Stew for about half an hour after the preserves come to a boil, or until the peaches are tender when pierced by a fork. With a perforated skimmer take the peaches from the syrup, and spread them on a platter while you boil the syrup until clear and thick, skimming often. Pack the fruit in jars, fill these to overflowing with the boiling liquid, and seal immediately. Stand the jars in a pan of hot water while filling them.

Preserved citron rind

Peel and cut the rind into pieces of uniform size, rejecting all the seeds. Lay the rind in salted water for two hours, then drain and lay in cold fresh water for six or seven hours, changing the water three times during that period. Drain, put the citron on to boil in a gallon of water, to which you have added two teaspoonfuls of alum. Stew until tender, drain, and lay in cold water.

Make a thick syrup of sugar and water, and when it boils cook the rind in it for fifteen minutes. Remove the rind, pack in jars, add to the syrup in the kettle enough lemon juice and ginger root to flavor it.

When very thick, fill the jars with the boiling syrup, and seal.

Preserved chestnuts

Shell and blanch three dozen large chestnuts, stew slowly until tender, and drain. Make a syrup of a cupful, each, of sugar and of water, and boil until thick. Drop in the nuts, bring to a boil, add a few drops of lemon juice and vanilla, and remove from the fire.

Strawberries, preserved whole (No. 1)

Cap the berries, preserving all the juice that flows from them. Weigh the fruit and allow to every pound of it one pound of granulated sugar. Put the sugar and juice into the preserving kettle and cook slowly until the sugar is entirely dissolved, then carefully lay in the berries. Simmer for seven minutes; turn all into shallow porcelain-lined pans or stoneware dishes, and set in the hot sun, covering each dish with a pane of glass, or with mosquito netting. Leave in the hot sunshine every day until the syrup is thick. Put into preserve jars and keep in a dark, cool, dry place.

Strawberries, preserved whole (No. 2)

Sort the berries, reserving those of uniform size and perfect shape, and use the remainder for the juice. Mash them thoroughly and let them drip through a flannel bag. Measure the strained juice and allow one pound of sugar to one pound of juice, put over the fire in a preserving kettle and let them boil twenty minutes or until the syrup begins to jelly.

Weigh the reserved whole berries and allow an equal amount of sugar. Add both to the hot syrup in the kettle and let them simmer carefully. If it soon becomes firm, the mixture is cooked sufficiently. The berries should be cooked through, yet not long enough to shrivel. Fill jelly glasses with it while hot, and seal.

Ripe tomato preserves

Peel the tomatoes, and to every pound of them allow a pound of granulated sugar. Cover the tomatoes with the sugar and set aside over night. In the morning drain off the syrup and boil it, skimming frequently. Lay in the tomatoes and simmer for twenty minutes, then remove them and spread on platters in the sunshine while the syrup boils until thick. Add the juice of three lemons to seven pounds of sugar just before taking from the fire. Pack the tomatoes in jars, and fill these to overflowing with the boiling syrup. Seal immediately.

Preserved rhubarb

Cut the rhubarb into inch-lengths, wash and cook according to the recipe for preserved tomatoes, adding a very little water to the fruit and sugar. When thick, pour into jars and seal.

Imitation East India sweetmeats

Pare and slice two dozen Bartlett pears when ripe, but not mel-low. Cut into thin strips, about two inches long, and half an inch wide. Weigh the pears, and for four pounds of fruit allow three pounds of sugar, three lemons, two ounces of green ginger, and one-half cupful of water.

The green ginger must be scraped thoroughly and cut into shreds. If this can not be procured, use the candied ginger root, also shredded.

Cut the yellow part of the lemon rind into short shavings, boil until tender, strain, and cover with the lemon juice.

Put the water into the preserving kettle, then a layer of pears, sugar, lemon and ginger, and repeat until all are used. Cover and set on the back of the stove until the sugar melts, and a syrup has formed, then boil gently until the pears are tender and clear. When tender, take up with a skimmer, pack into hot jars and boil the syrup down a little, then fill and seal as usual.

Watermelon rind preserves

Remove the outside rind of the melon and scrape out the soft inside. Cut the rind into strips. Line a kettle with vine-leaves, lay in the rind in alternate layers with more grape-leaves, sprinkle each layer lightly with powdered alum, pour in a very little cold water, cover the kettle closely, and steam the contents for three hours. Do not let the rind boil during this time. Drain the rind, and throw into cold water. Soak for four hours, draining and adding fresh, cold water every hour.

Put into the preserving kettle two and a half pounds of gran-ulated sugar and a quart of water, and bring to a boil, skimming off the scum as it rises to the surface. When the scum no longer

rises drain the rind and drop it into the boiling syrup. When the rind is clear and very tender, but not broken, remove, and lay upon platters, while you add to the syrup a sliced lemon and a little sliced ginger root. Boil for ten minutes. Pack the rind carefully in jars; fill these to overflowing with the boiling syrup and seal.

Preserved pears

Peel the pears, but do not remove the stems. Allow a pound of sugar to each pound of fruit, and put in alternate layers in the preserving kettle. Set at the side of the range where the contents will heat so slowly that the sugar will not scorch. Gently stew the pears until they are clear and tender, then lay them carefully on platters in the sun while you boil the syrup until thick and clear, skimming off any scum that arises. Put the pears into jars, fill these with the boiling syrup, and seal.

Preserved plums

Wipe the plums carefully, and prick each one with a fork to prevent bursting. Weigh the fruit, and to every pound of it allow a pound of sugar and a pint of water. Cook the sugar and water to a clear syrup, then lay in the plums and boil very gently for twenty minutes. Remove the fruit carefully, not to break it, and lay on dishes to cool. Boil the syrup until thick, pack the plums in glass jars, fill to overflowing with the scalding syrup, and seal immediately.

Preserved ginger root

Peel the green ginger roots and lay in cold water for fifteen minutes, then boil, changing the water twice, until very tender. Drain the ginger and weigh it before laying it in iced water. Allow a pound and a quarter of sugar to each pound of ginger. Wet each pound of sugar with a cup of water and put the sugar and water into the preserving kettle. Boil and skim until the scum ceases to rise, then remove the syrup from the fire and set aside until cold. Wipe each piece of ginger and lay it in the cold syrup. Stand for twenty-four hours, drain the ginger and reheat

the syrup. Take from the fire again, and when blood-warm put in the ginger. Leave it for two days. Then take out the ginger and put the syrup over the fire. Boil up and remove and add the roots at once. Now set aside for a week before draining the ginger once more, boiling the syrup, dropping in the ginger and putting in jars. Do not use for a month.

Preserved crabapples

Select firm, sound crabapples, wash them and examine them for any sign of decay or spot. Weigh them, and to each pound of fruit allow a pound of sugar. Arrange fruit and sugar in a preserving kettle in alternate layers, beginning with the sugar. Let the contents of the kettle heat slowly at the side of the stove. When the fruit is tender—it should not require over an hour after the fruit has boiled to accomplish this—take out the apples with a perforated skimmer, and spread them on flat dishes, laying them so that they will not touch each other. Leave the syrup over the fire in a place where it will boil rapidly, skimming it frequently. At the end of fifteen minutes it should be thick and clear. Pack the fruit into wide-mouthed, self-sealing jars and pour the syrup over the apples. Close the jars while the contents are still hot.

Preserved green grapes

Cut each grape in half, remove the seeds and weigh the fruit. Allow a pound of granulated sugar to every pound of the fruit. Put all into a preserving kettle and bring very slowly to a boil. Cook until thick, then pour, boiling hot, into jars and seal.

Preserved cherries

Stone and stem tart cherries, saving all the juice. To every pound of fruit allow a pound of sugar. Put the sugar and juice in the preserving kettle over the fire, and when the sugar is entirely dissolved, add the cherries. Cook until the syrup is very thick; put into glass jars and seal.

Preserved pineapple

After you have peeled the fruit and removed the "eyes," weigh it and allow a pound of sugar to every pound of the fruit. Slice the pineapple and put it and the sugar in the kettle in alternate layers. Pour in a cup of water to prevent burning, and bring slowly to a boil. Remove the pineapple, spread on platters to cool, and boil the syrup for fifteen minutes more. Pack the fruit in jars and fill these with the boiling liquid. Seal immediately.

Brandied peaches

Choose firm, white fruit for this purpose. Peel and weigh the peaches. To every four pounds of fruit allow three of sugar, a pint of brandy and a half-pint of water. Put the sugar and water in the preserving kettle, and, when they begin to boil, drop in the peaches. Let these boil gently for twenty minutes, then remove the fruit with a perforated spoon and pack in glass jars. Let the syrup cook ten minutes longer, add the brandy, and, just as the boiling point is reached, remove the kettle and fill the jars with the scalding liquid. Seal at once.

Candied peaches

Slice them thin and boil until clear in a syrup made with half their weight in sugar; lay them on dishes in the sun and turn them until dry. Pack them in jars with powdered sugar over each layer. They are very nice if made with pure honey instead of sugar.

Fox grape jelly

Stem and wash the grapes, and put them into the preserving kettle, with the water still clinging to them. When the grapes are broken to pieces strain through a jelly-bag, measure the juice, and to each pound of this allow a pound and a half of sugar. Bring the juice to a boil, cook for fifteen minutes, add the sugar, which should be heated dry in the oven, and when this is dissolved fill glasses with the jelly.

Quince jelly

Wash the quinces, but do not peel them. Cut in quarters and remove the cores. Put over the fire in porcelain kettle; add a very little water; cover closely and stew until the fruit is tender and broken. Strain and press through a jelly-bag, but do not squeeze the pulp. The juice must be allowed to drip through. Allow a pound of sugar to each pint of the juice. Return the juice to the fire and, as soon as it boils, pour in the sugar. Boil all hard until the juice begins to "jelly," skimming off the scum as it rises to the surface. Test the juice occasionally by pouring a spoonful upon a chilled plate. As soon as this quantity begins to jelly about the edge the kettle may be removed from the fire. Put at once into jelly-glasses.

Grape jelly

Put your grapes over the fire in a large double boiler, without water. Cover closely and cook until the fruit is broken to pieces. Rub through a colander, then squeeze through a flannel bag. Measure the juice, and to each pint allow a pound of sugar. Put the sugar in pans and set in the oven to heat, but not to melt. Stir it from time to time to prevent scorching. Return the juice to the fire in a porcelain-lined kettle, and bring to a boil. Cook for twenty minutes, add the heated sugar, boil up just once and pour the jelly into glasses set in a pan of hot water.

Currant jelly

Wash the fruit, put it over the fire in an agate-lined kettle, and let it heat very, very slowly. When the fruit is hot and broken, remove from the fire and squeeze it through a jelly-bag. Measure the juice and allow a pound of granulated sugar to each pint of the liquid. Return the juice to the fire and set the sugar in shallow pans in the oven to heat. When the juice has boiled twenty minutes skim it; add the heated sugar, stir until this has dissolved, bring to the boiling point, and take from the fire. Fill your jelly-glasses while they stand in a pan of hot water.

Peach jelly

Peel, stone and quarter a peck of peaches and put over the fire with a cupful of water. A dozen cracked peach pits added to the fruit will improve the flavor of the jelly. Cook steadily until the peaches are broken and soft; strain and return the juice to the fire, with the strained juice of a lemon for every three pounds of fruit. Let it boil for twenty minutes, and add a pound of heated sugar for every pint of the juice. When it boils up once more, remove from the fire and fill the glasses.

Crabapple jelly

Cut juicy crabapples into quarters and put over the fire in a preserving kettle. Cover; bring slowly to a boil and stew for several hours, or until broken all to pieces. Strain and press without squeezing, through a jelly-bag, and proceed as with peach jelly. The juice procured by squeezing what is left in the bag will make a good second-best jelly, well flavored but not clear.

Cranberry jelly

Wash a quart of cranberries, drain them and put them into a double boiler with the moisture still clinging to them. Cover and cook until broken to pieces. Turn the fruit into a jelly-bag and squeeze hard to extract all the juice. Measure this, and to a quart of it add four cups of granulated sugar. Return to the fire, boil up once, and turn into a mold wet with cold water. It should form into a firm jelly.

Rhubarb jelly

Cut the rhubarb into inch lengths, and to two quarts of this add a scant cup of water. Put into a porcelain-lined kettle, cover closely and simmer until very soft. Put a small quantity at a time into a jelly-bag and squeeze out all the juice. Measure this and return to the kettle and fire. Allow a pound of granulated sugar for each pint of juice. Heat the sugar in pans in the

oven, taking care that it does not scorch or melt. Boil the juice for ten minutes, adding, as it cooks, a little lemon juice. At the end of twenty minutes add the hot sugar slowly, that it may not lump, and as soon as it is dissolved pour the jelly into glasses that have been dipped into hot water. When firm and cool, cover, first with tissue paper that has been dipped in brandy, then with tin covers, or with stiff paper securely fastened down.

Apple jelly

Quarter without peeling or coring them, tart, juicy apples. Drop the apples, as you cut them, into cold water. When all are done put the fruit, with the moisture upon it, in the preserving kettle, and simmer very gently until the juice flows freely. Boil slowly until the apples are tender and broken. Turn, a little at a time, into a flannel jelly-bag, and allow the juice to drip through. If the bag is squeezed the jelly will be cloudy. Measure the juice and to each pint of it allow a pound of granulated sugar. Put the sugar in pans in the oven to heat. Return the juice to the fire and boil for twenty minutes; skim it, pour into it the sugar and stir until this is dissolved, bring again to the boil, and remove the kettle from the fire. Set jelly glasses on a wet cloth to prevent their cracking, and fill at once.

NOTE.—I am often asked by those who wish to make genuine Dundee orange marmalade where the bitter Seville oranges may be procured that impart the distinctive flavor to the Scotch marmalade. In answer I will suggest the use of grape fruit—one large "shaddock" to a dozen oranges substituted for the Seville oranges. The flavor is delicious.

PICKLES

IN the warm days when the thought of "sweets" brings no desire, but rather an aversion for them, it requires courage to put up preserves, and a certain amount of faith is necessary to make the housewife feel that she will ever want to eat the rich and cloying dainties. But with pickles it is another story. During the dog-days the thought of the biting acid is pleasing, and the recollection of pungent spices tempts the appetite. So the housewife enters into the preparation of her pickles with zest that makes the task a pleasure.

To be on the safe side one should, in making pickles, always use a porcelain or agate-lined preserving kettle, as the action of sharp acid upon a copper vessel may, unless great care be practiced, produce a corroding poison.

Wax for sealing jars and bottles

Make a mixture of one-third resin and two-thirds beeswax. Heat together, mix well and put away until needed. When it is to be used lay a lump of it on top of the jar or bottle to be sealed, and press it down with a hot shovel. This will melt it, and thus seal the cork.

Cucumber pickles

Choose only small cucumbers, as they make pretty, as well as tender, pickles. Lay one hundred and fifty small cucumbers in cold water for an hour. Remove and drain, then turn into a perfectly clean stone crock, and pour over them cold brine, so strong that an egg will float on the surface. After standing in this for three days the pickles may be removed, drained and dried on a clean towel. Wash the stone crock and return the cucum-

bers to it. Cover with pure water until the next day. Have ready on the range hot vinegar in which you have boiled two minced onions, twenty cloves, an ounce, each, of mustard and celery seed and a few blades of mace. Fill the jar with this boiling mixture, and add a cupful of sugar, stirring the cucumbers up from the bottom. Cover tightly. In a week scald the vinegar again, and return to the jar. Let the pickles stand for six weeks before using. Six months is even better.

Sliced cucumber pickles

Slice three dozen large yellow cucumbers and boil them for half an hour in enough vinegar to cover them. Meanwhile, into a gallon of cold vinegar stir a tablespoonful, each, of onion juice, ground horseradish, cinnamon, black pepper, ginger, a half-teaspoonful of paprika, a tablespoonful of celery seed and a half-pound of sugar. Drain the boiled cucumbers, turn them into the spiced vinegar, put all into a kettle and simmer for two hours before putting into glass jars.

Pickled onions

Select the small white "button onions" for pickling. Lay them in a strong brine for four or five days. Drain and put into a fresh supply of brine boiling hot. Cook five minutes. Drain and lay in clear, cold water for a day. Drain once more, turn the onions into pint jars and pour scalding spiced vinegar upon them. Allow them to become tender before using.

Pickled butternuts

These should be picked when tender enough to be pierced with a needle. Cover with very strong brine and keep the nuts in this for three days; drain and recover with brine. At the end of three days drain again and leave in fresh cold water for six hours. Bring to a boil a gallon of vinegar in which you have stirred a cupful of sugar, two tablespoonfuls, each, of whole cloves and peppercorns, a tablespoonful of allspice and eight

blades of mace. Boil for ten minutes, pack the nuts in a crock and pour the scalding vinegar over them. At the end of three days drain off the vinegar, bring it to the boil, and pour it again over the nuts. Cover and set aside for six weeks before eating.

Peter Piper's pickled peppers

Cut a slit in the sides of large green peppers and extract the seeds. Lay in strong brine for three days and in cold water for one. Make a stuffing of eight tablespoonfuls of chopped cabbage, four tablespoonfuls of English mustard seed, a teaspoonful of celery seed, two teaspoonfuls of chopped onion, a teaspoonful, each, of grated horseradish, whole peppercorns and ground mace, a half-teaspoonful of ground mustard and a heaping tablespoonful of brown sugar. Moisten to a paste with salad oil and stuff the peppers with it, closing the slit afterwards, and wrapping with soft string. Pack in a stone crock and fill the crock with scalding vinegar to which has been added a half-cup of brown sugar. Scald the vinegar a week later and return to the crock. Cover and let it stand six months before using.

Stuffed mangoes or peppers

Cut the tops from green peppers, and with a sharp knife remove the seeds. Fill the peppers with salt and cover with cold water. Let them stand thus for two days, then drain; leave in cold water for a day and fill with a stuffing made of two tablespoonfuls of minced cabbage, two tablespoonfuls of horseradish, grated, a teaspoonful of minced onion, a half-teaspoonful, each, of powdered mace, nutmeg and ginger, a teaspoonful, each, of celery seed, peppercorns and ground mustard, a teaspoonful of sugar and a tablespoonful of salad oil. When the peppers are stuffed tie on the tops with soft twine, pack in a crock and fill the crock with boiling vinegar. Repeat the scalding a week later. Cover, and let them stand for several months before using.

Pickled pepper hash

Wash and dry five large green peppers and one red one, cut them open and remove all the seed, then chop the shells quite fine. Next, take a good-sized head of cabbage, remove all imperfect leaves, cut it up and chop fine. Place both cabbage and peppers in a bowl and mix well together; add two tablespoonfuls of brown mustard seed, three tablespoonfuls of salt, one of sugar and enough good cider vinegar to cover the whole; stir all well together and put into pickle bottles. This will be ready for use in two days, or it will keep for winter use.

Pickled cherries

Bring to the boiling point a pint and a half of vinegar, into which you have stirred half a cupful of brown sugar, a tablespoonful of whole cloves and a dozen blades of mace. Boil all together for five minutes, and set aside to cool.

Have ready three quarts of firm, tart cherries (leaving the stones in them) and put them into glass jars. Strain the spices from the cold vinegar, and pour the vinegar over the fruit, filling the jars to the brim. Seal at once.

Martinia pickles

Gather when a needle will pierce the vegetables; wash and pack down in a stone jar, then cover with cold brine strong enough to bear up an egg. Let the pickles stand in this for three days, stirring them up each day from the bottom. Drain and pour cold water over them, letting them stand for twenty-four hours in it. Drain this off, and pack the pickles in quart jars. Have ready scalding vinegar in which you have boiled for ten minutes a dozen whole cloves and peppercorns, four blades of mace and two teaspoonfuls of mustard seed. Fill the jars with the boiling vinegar, add a tablespoonful of sugar for each quart of vinegar, and screw on the covers. Let the pickles stand for six weeks before using.

Pickled string beans

Remove the strings and boil the beans until tender in slightly salted boiling water; put into glass jars, pour heated spiced vinegar over them and seal up tightly, as you would canned beans.

Green tomato pickle

Slice a gallon of unpeeled green tomatoes and six large onions and mix them together. Stir into these a quart of vinegar, one cupful of brown sugar, a tablespoonful, each, of salt, pepper and mustard seed, and a half-tablespoonful, each, of ground allspice and cloves. Stew all until the tomatoes are very tender, then put into glass jars and seal.

India relish (No. 1)

One pint of young string beans, cut into inch lengths; one pint of very small cucumbers (an inch long), each cut into three pieces; three sliced cucumbers, one pint of button onions (peeled), four long red peppers, cut small; one cup of green nasturtium seed, one medium-sized cauliflower, cut into *small* clusters.

Put all these ingredients into a stone crock in layers thickly strewn with salt, the uppermost layer being of salt. Cover with cold water, put a plate on top, weighted with a stone to keep the vegetables from floating, and leave in the cellar for three days.

Drain off the brine, rinse with cold water by putting the vegetables in a colander and holding it under the faucet; return to the crock, cover with cold fresh water and leave for twenty-four hours.

Have ready three quarts of vinegar, one teaspoonful of Hungarian sweet pepper (paprika), one teaspoonful of cloves, one teaspoonful of celery seed, two tablespoonfuls of curry powder, one teaspoonful of ground mustard, one teaspoonful of mace, one teaspoonful of grated horseradish, one and a half cupfuls of brown sugar. Let this mixture come to a boil, put in the drained vegetables, and simmer ten minutes after it begins to boil. Turn

into a stone crock; cover closely and let all stand forty-eight hours.

Drain off the vinegar and bring it to a boil; pour over the pickles and leave them for a day longer. Fill small glass jars with the relish, cork and seal. Keep in a dark closet. It will not be ready for use under three weeks. Six weeks are better.

India relish (No. 2)

Two pounds of citron melon or watermelon rind, two heads of cabbage, white and firm; six white onions, one large cupful of sugar, one heaping teaspoonful, each, of ground cinnamon, mace, paprika (Hungarian sweet pepper), mustard and powdered alum, one tablespoonful of curry powder, one quart of vinegar, two tablespoonfuls of celery seed, one tablespoonful of salt.

Prepare the melon by cutting off the green rind and scraping away the softer inner coating, leaving less than an inch, firm and white, to be treated. Cut into thin strips, put into an agate-iron or porcelain-lined kettle, cover with cold water and sprinkle a tablespoonful of powdered alum over it. Cover closely and cook gently—never fast—for three hours. Drain well and cover with ice-water. Change the water twice in four hours, and then wipe the melon dry.

Cut the cabbage into quarters, cook in boiling water slightly salted for fifteen minutes. Let it get perfectly cold. Parboil the onions and allow them also to get cold and stiff.

Now chop cabbage, melons and onions separately, and very fine. Mix all together in a large crock, and pour over them the scalding hot vinegar, in which have been boiled for one minute the spices, sugar and celery seed.

Leave the crock covered twenty-four hours, strain off the vinegar, bring it to a boil and pour again over the mixture in the crock. Repeat this for three days in succession, after which pack in small jars, cover closely and set away to ripen. It will be ready for use in six weeks, but improves by keeping. The result will repay the housewife for the trouble of making.

Pickled watermelon rind

Allow three pounds of brown sugar to each quart of vinegar. Bruise four ounces of stick cinnamon and two ounces of cloves; tie in a mustard bag and boil five minutes with the vinegar. Pour this over the pared and sliced rind and let it remain twenty-four hours. Drain off the liquid, reheat and pour over the rind again, and let it stand for twenty-four hours. Then boil all together for a short time, and put into jars.

Pickled nutmeg melons

Young musk or nutmeg melons, four tablespoonfuls of English mustard seed mixed with two tablespoonfuls of scraped horseradish, one teaspoonful of ground mace and nutmeg, two teaspoonfuls of chopped garlic, a little ginger, one dozen whole pepper corns; one-half tablespoonful of ground mustard to a pint of the mixture—allowing one tablespoonful of sugar to the same amount; one tablespoonful best salad oil to each pint of the mixture; one teaspoonful of celery seed. Cut a slit in the side of the melon and extract the seeds. If you can not get them out in this way cut a slender slit out, saving it to replace. Lay the mangoes in strong brine for three days. Drain off the brine and freshen in pure water for twenty-four hours. "Green" as you would cucumbers—that is, have a kettle lined with green vine leaves, and lay the mangoes evenly within it, scattering powdered alum over the layers. A piece of alum as large as a pigeon's egg will be enough for a two-gallon kettleful. Fill with cold water; cover with vine leaves, three deep; put a close lid or inverted pan over all, and steam over a slow fire five or six hours, not allowing the water to boil. When the mangoes are a fine green remove the leaves and lay the melons in cold water until cold and firm. Fill with the stuffing; sew up the slit, or tie with pack thread. Pack in a deep stone jar and pour scalding vinegar over them. Repeat this process three times more at intervals of two days; then cover and set away in a cool, dry place. They will not be "ripe" under four months, but are very fine, when they are. They will keep several years.

Pickled gherkins

Put the "prickly cucumbers" by the layer in a stone crock, strewing each layer thickly with salt; then pour in enough cold water to cover them. Lay a heavy plate on the top of all to keep them from floating. Leave the pickles in brine for a fortnight, frequently stirring them up from the bottom. Pick all over, rejecting such as are soft, and lay the firm ones in a kettle lined with grape leaves, sprinkling a generous pinch of alum over each layer of gherkins. Cover with cold water and three thicknesses of grape leaves over the surface of the water; put on a closely-fitting top and steam over a low fire for half a day. Drain the pickles and throw into cold water. Have ready a gallon of vinegar to which have been added eighteen allspice, three dozen cloves, three dozen black peppercorns, a dozen blades of mace, and a cup of sugar. Boil this vinegar for five minutes, then pack the cold gherkins in jars and fill the jars with the scalding vinegar.

Ripe cucumber pickle

Select rather small ripe cucumbers of uniform size. Steam them for three hours in a closely-covered preserving kettle, lining this and covering the cucumbers with vine leaves if you can procure these. To a kettleful of material allow two teaspoonfuls of powdered alum, scattering it over each layer of the cucumbers. Of water there should be only just enough to cover the vegetables. When the period of steaming is at an end drain off the water and throw the cucumbers into very cold water. Change this four times in four hours.

Weigh the cucumbers and allow for every pound of these a pound of sugar and a half-cupful of cold water. Heat these two together gradually, and when they are hot lay in the cucumbers. Let them simmer very slowly until tender; take them out and spread upon dishes while you add to the syrup on the stove a pint of vinegar for every pound of the rind, and to every eight pounds of it a tablespoonful, each, of ground cloves, cinnamon and mace.

Chow-chow

Prepare a mixture of string beans, tiny cucumbers, small onions (peeled), a cauliflower (cut into clusters) and green tomatoes (sliced). Add to these four small, long, red peppers, and arrange the vegetables in a wide-mouthed jar, alternating each layer of these with one of salt. When all are in cover with cold water, laying a board with a weight upon it on top of the contents of the jar to keep them from floating. Leave them thus for three days, drain the pickles, wash them with fresh water and let them lie in unsalted water for a day. Make a pickle vinegar by cooking together a gallon of vinegar, a teaspoonful, each, of celery seed, white mustard seed, whole cloves, whole mace and whole black peppers, and one of ground horseradish, two teaspoonfuls of tumeric, three tablespoonfuls of ground mustard, and a cupful and a half of brown sugar. Put over the fire in a preserving kettle, and, when it reaches a boil, drop in the pickles. Be careful that there are no decayed ones among them. After they have simmered five minutes take them out with a skimmer and put into a stone jar. Pour the vinegar over them, and let them stand for two days. Drain the vinegar off; put it back on the fire, add to it a tablespoonful of curry powder, and, when the vinegar is boiling, pour it over the pickles in the crock. When cold, put the pickles into small jars and seal. Ready for use in two or three weeks.

Red cabbage pickle

Quarter the cabbage and lay in a jar. Cover with salt and let it stand for twenty-four hours. Drain off the brine; wipe dry and cover with cold water for twelve hours. Bring two quarts of vinegar to the boil, spicing it, as you do so, with equal quantities of whole cloves, white peppers and blades of mace broken into tiny bits, a half cupful of sugar and two tablespoonfuls of celery seed. Pack the cabbage into a crock, and, after the vinegar and spices have boiled together for ten minutes, cover the cabbage with the scalding vinegar. Cover, and keep in a cool place. It must not be used under six weeks or two months.

SWEET PICKLES

In putting up sweet pickles bear in mind that the fruit of which they are made must be very thoroughly cooked. If this precaution is not taken fermentation may possibly set in and the contents of your jars will be spoiled. Under the head of sweet pickles may be included such relishes as spiced grapes and currants, as well as the larger fruits.

Pickled peaches

Choose firm, freestone peaches for pickling. Morris whites are good for this purpose. Peel the peaches, dropping them into cold water as you do so, to preserve the color. Drain and weigh the fruit, allowing to every three pounds of it a pound and a half of sugar (granulated) and a cupful of vinegar. Stick a whole clove into each peach and put the fruit and sugar in layers in a porcelain-lined preserving kettle. Put the vinegar on to boil in a separate saucepan with a cheese-cloth bag containing a tablespoonful, each, of mace, cinnamon and cloves. Boil this for five minutes, then remove the spice bag. Cook the sugar and peaches together for five minutes more, and add the vinegar. Boil until the fruit looks clear, and is tender, but not broken. Remove the fruit carefully with a skimmer and spread upon platters to cool while you boil the syrup for fifteen minutes longer, or until it is very thick. Pack the peaches in jars set in a pan of hot water; fill with boiling syrup, and seal.

Unpeeled pickled peaches

Rub the down from peaches of uniform size, using a coarse towel to do this. Prick each peach with a fork, weigh them, and put them into a preserving kettle with barely enough water to cover them. When the water is just short of the boil remove the peaches, and to the water in the kettle add sugar in the proportion of three pounds to every seven pounds of the fruit. Boil for fifteen minutes, skimming two or three times. For every seven

pounds of the fruit put in three pints of vinegar, one tablespoonful, each, of ground cinnamon, mace and allspice, and one teaspoonful, each, of cloves and celery seed, all well mixed and tied up in tiny bags made of thin muslin. Let all cook together for ten minutes after they have come to a boil; put in the fruit and let it stew slowly until tender. Remove it from the syrup with a skimmer, spread it on plates to cool, and let the syrup boil until thick. Put the peaches into glass jars, pour in the syrup and seal.

Sweet cucumber pickles

Lay small cucumbers in brine for three days, then drain and lay in fresh water for a day. Line a kettle with grape leaves and arrange the cucumbers in it in layers, scattering a pinch of alum over each layer. Cover with cold water and three layers of leaves; fit a lid on the kettle and steam the pickles (without letting them boil) over a slow fire for six hours. Drain the cucumbers, throw into cold water, and when they are firm pack in jars. Fill the jars with boiling vinegar that has been seasoned with a cupful of sugar to each quart, eight whole cloves, eight black peppers, six allspice and six blades of mace. Seal the jars at once. They will be fit for use in three months.

Pickled plums

Wipe firm plums with a damp cloth and prick each in several places to prevent bursting. Allow the same quantity of sugar, vinegar and spices to each pound of fruit as in recipe for pickled peaches. Put each kind of spice in a cheese-cloth bag by itself and the sugar, vinegar and spices all on the fire to boil at the same time. When the syrup is hot add the plums and stew until tender. Remove the plums to the heated jars, take the spice bags from the syrup, and pour this into the jars.

Pickled crabapples (No. 1)

Do not peel the apples, but wipe each one carefully. Weigh, and allow four and a half pounds of sugar to seven pounds of

apples. Put the sugar and fruit in the kettle and add just enough water to cover the lower layer of fruit. Bring slowly to a boil, and cook until the apples are clear and tender, but not broken. When they can be pierced with a stiff straw they are done. Have ready boiling a pint of vinegar that has been spiced with cinnamon, cloves and mace. (The cloves may be whole, the mace and cinnamon broken into bits, and all boiled in the vinegar for ten minutes.) Add the spiced vinegar to the boiling fruit five minutes before the apples are ready to take out. Remove the apples, spread on platters; boil the syrup and vinegar until thick; pack the apples in jars, and fill these to overflowing with the boiling liquid. Seal at once.

Pickled crabapples (No. 2)

Weigh and peel fourteen pounds of Siberian crabapples, and measure out a quart of vinegar and eight pounds of granulated sugar. Put the apples in a kettle with a pint of warm water and stew gently for ten minutes. Drain, remove the apples from the kettle, and then put them back in layers, strewing each layer with sugar. Bring to a boil. Have ready boiling the vinegar, into which has been stirred three tablespoonfuls of broken stick cinnamon and whole cloves, and a tablespoonful of ground mace. Pour this spiced vinegar over the apples and boil for five minutes. With a perforated skimmer remove the fruit, spread it on platters to cool, boil the syrup until thick, pack the apples in jars, and fill the jars with the boiling syrup. Seal immediately.

Pickled beets

Select nice red beets and boil until tender. Plunge each one separately into cold water, and with your hands give a little twist to strip off the skin. Cut lengthwise into strips. Place these, not too closely, in glass jars, leaving room that the liquor may surround each piece. To two quarts of vinegar add four pounds of brown sugar and one-half teaspoonful of alum, powdered. Let this boil. After skimming, add one teaspoonful,

each, of cloves, allspice, mustard, a few peppercorns—all unground and tied in a bag. Boil again, adding a little cayenne and salt. Pour over the beets. Next day drain off the syrup, bring to a boil, pour over the beets again, then seal. This pickle will be of a rich red color and very delicious.

Spiced cranberries

These are good with roast duck or game. Wash a quart of cranberries and put them into a saucepan with a half cupful of cold water. Tie in a small cheese-cloth bag a dozen cloves, a dozen allspice, two sticks of cinnamon (broken) and several blades of mace. Put this bag into the cranberries and water, and stew all together until the fruit is broken to bits. Remove the spice bag, rub the berries through a colander, add two teacupfuls of brown sugar, stir over the fire until dissolved, and set away to get cold.

Spiced grapes (No. 1)

Stem, pulp and seed the grapes, then weigh them. To five pounds of fruit allow two and a half pounds of granulated sugar and a teacupful of vinegar. Put all over the fire with two ounces, each, of stick cinnamon, broken into bits, and whole cloves. Boil until very thick. This will take about half an hour. The mixture should be so thick that the juice will not run. When this point is reached put the fruit into jelly glasses set in a pan of hot water. Cover the tops of the glasses with rounds of tissue paper and fasten on metal covers.

The wild or "fox" grape is good for spicing, when half-ripe. The grapes must always be firm, and not overripe.

Spiced currants

See preceding recipe.

Spiced grapes (No. 2)

Remove the skins from grapes, put the pulp over the fire and stew gently until it can be rubbed through a strainer that will

not allow the seeds to pass. Weigh the pulp, and to every five pounds of this add a pint of cider vinegar, four pounds of brown sugar, three tablespoonfuls of ground cinnamon, and two of ground cloves. Stew all together until very thick. Pour into jelly glasses and cover with closely-fitting tops.

Spiced rhubarb

To two and a half pounds of rhubarb, washed and cut into inch bits, add a cupful of vinegar, two pounds of sugar and a tablespoonful, each, of cinnamon and cloves. Put all into a preserving kettle and boil steadily for half an hour. Put up in jelly glasses, as you would jelly.

Olive oil pickles

(Contributed)

Peel and slice fifteen large cucumbers and six onions. Salt down heavily and let them stand all night. In the morning drain; pour over them half a gallon of cider vinegar and let them stand four hours. Drain off the vinegar and heat with half a bottle of olive oil. Add some chopped red peppers and celery seed for seasoning and when thoroughly heated pour over the cucumbers and onions, put into glass jars and seal at once.

Sweet green tomato pickles

(Contributed)

Slice one peck of green tomatoes and two quarts of small white onions, and sprinkle over them a large cupful of salt. Let them stand over night in the brine. In the morning drain well and let them stand in cold water for a few minutes. Pour this water off and add enough vinegar to cover. Add two pounds of brown sugar, one-fourth of a pound of mustard seed and two tablespoonfuls each of allspice, whole cloves and stick cinnamon. Cook all together until the pickles are tender; put into jars and seal.

Pickled cauliflower

(Contributed)

Break the heads into small flowerlets, and boil ten or fifteen minutes in salt and water; take from the fire and drain carefully. When cold place in a jar, and pour over it hot vinegar in which have been scalded whole cloves, pepper, allspice and white mustard. Have the spices tied in a bag, and remove when well scalded. For each quart of hot vinegar add two tablespoonfuls of French mustard and half a cupful of white sugar. Be sure to cover the pickle with vinegar and keep covered closely.

Dill pickles

(Contributed)

Make a brine strong enough to bear an egg, then add half as much more water as you have brine. Wash the cucumbers in cold water, and into a stone jar put first a layer of cucumbers, then a layer of grape-leaves and a layer of dill, using leaves and stems. Continue in this way until the jar is full. Pour the brine over all and cover, first with a cloth, then with a plate, and put a weight on top of the plate. The cloth must be taken off and washed frequently as in making sauerkraut.

Peach mangoes

Halve firm, free-stone peaches when you have washed and wiped them to get rid of the "fur," and remove the stones. Lay them in brine for two days and in fresh water for one. Stuff with a mixture of grated horseradish and mustard seed, adding a little celery seed. Tie the halves into shape with soft packthread; pack in a stone jar and pour spiced and sweetened vinegar over them. Cover closely. Scald the vinegar and cover the peaches with it again once a fortnight for two months. They will be fit to use in four months.

CATSUPS, ETCETERA

CATSUPS and spiced sauces are now so much used that the epicure feels they are an indispensable accompaniment to his roast or broiled meat, his bit of fish, or fowl, or dish of game. They may be prepared months beforehand and kept against the day of need. The same rule holds in the preparation of these relishes which we have quoted with regard to pickles. They must be cooked in a porcelain-lined vessel, or one of agate iron.

Chili sauce (No. 1)

Peel, and cut up together three dozen large tomatoes and a dozen onions. Chop into bits half a dozen green peppers and mix with the tomatoes and onions. Stir together a teacupful of brown sugar, five tablespoonfuls of salt, half a dozen teaspoonfuls, each, of powdered allspice, cloves and cinnamon, two teaspoonfuls of ground ginger, and a saltspoonful of paprika. Put these spices into three quarts of vinegar, add the vegetables, mix thoroughly, and cook steadily for two hours. When cold, bottle and seal.

Chili sauce (No. 2)

Peel and chop two dozen ripe tomatoes and six onions. Remove the seeds from two red peppers and chop the peppers fine; then stir them into the tomatoes and onions. Season all with a teacupful of granulated sugar, four tablespoonfuls of salt, three teaspoonfuls, each, of powdered allspice, cloves and cinnamon and a teaspoonful of ground ginger. Pour over all two quart of vinegar, and boil in a porcelain-lined kettle for two and a half hours. When cool, bottle and seal.

Chutney

Chop a white cabbage and eight onions. Pack in a crock with alternate layers of salt and let it stand twenty-four hours. Into a pint of vinegar stir a half-pound of brown sugar, a heaping teaspoonful, each, of tumeric, powdered alum, cinnamon, allspice, mace, black pepper, mustard and celery seed, and heat all to boiling. Pour this liquid over the cabbage and onions, and set aside for twenty-four hours longer. Now drain off the liquid, bring again to the boil, and pour it again over the pickle. Do this for three mornings; put liquor and vegetables together in the preserving kettle, boil for five minutes; set aside until cold, then pack in jars.

Piccalilli

Chop two fine large cabbages and a pint of onions, and mix. Pack down in a stone crock and stir in a handful of salt. Leave thus for twenty-four hours. Bring to a boil a quart of vinegar, into which have been stirred a pound of sugar and a tablespoonful, each, of the following ground spices—mustard, pepper, mace, allspice, celery seed, cinnamon and tumeric. Pour over the cabbage and onion, turn all into a preserving kettle and boil for ten minutes. When cold, pack in pint jars.

Grape catsup

Wash tart grapes, remove the stems and put the fruit into a kettle, with just enough water to prevent scorching. Stir often with a wooden spoon and cook until tender. Rub, a little at a time, through a fine colander. Reject the seeds and skins, and measure the pulp. To each quart and a pint of this add a pound of brown sugar, a cupful of white vinegar, a heaping teaspoonful, each, of ground cinnamon, allspice, mace, salt and white pepper, and a half teaspoonful of ground cloves. Boil long and steadily until the catsup is reduced to less than half the original quantity, and very thick. When cold, bottle, cork tightly, and cover the corks with sealing wax.

Currant catsup

To four pounds of stemmed currants add two pounds of sugar, crush all together, and boil slowly until quite thick. Add one-quarter of a teaspoonful of salt, one-half pint of vinegar, one teaspoonful, each, of powdered allspice, mace and cinnamon. Boil up and bottle at once.

Mushroom catsup

Break into quarters firm, fresh mushrooms. Put a layer of the broken mushrooms into an earthen vessel and sprinkle with salt; then put in more mushrooms and more salt until all are used. Cover the vessel and set it on the cellar floor for three days, stirring the contents with a wooden spoon three times a day. At the end of this time, warm the mushrooms, mash them to a pulp, and strain through coarse netting, squeezing out all the juice. Boil this for ten minutes and measure. To every pint of the liquor allow a generous teaspoonful of whole peppers and allspice, a blade of mace, two slices of onion, a bay-leaf and a dash of paprika. Put liquor and spices over the fire, and boil until thick. Strain, cool and fill bottles with catsup. Seal tightly.

Tomato catsup

Slice a peck of unpeeled tomatoes with six white onions and boil together until so soft they can be rubbed through a colander. Now strain through a sieve and return to the fire with three bay-leaves, a tablespoonful, each, of powdered mace, pepper, cloves, sugar, salt, a half teaspoonful of paprika, and a tablespoonful of celery seed—this last tied up in a small cheese-cloth bag. Boil for nearly six hours, stirring frequently. Remove the bag of celery seed, and pour in a pint of vinegar. Bring again to a boil, and remove from the fire. When cold, bottle and seal.

Walnut catsup

Select walnuts but half-grown and into which a needle enters easily. Prick each clear through three times, pack in layers

strewing a handful of salt between the layers. Pour in cold water until the walnuts are covered, lay a heavy inverted saucer upon them to hold the walnuts under the brine, and keep them in it two weeks. Every day churn them with a wooden mallet to bruise and crack them into small bits. At the end of the fortnight turn off the brine, beat the nuts fine; cover them with boiling vinegar and add the reserved brine. Measure liquid and crushed nuts, and allow for each quart a teaspoonful, each, of onion juice and grated horseradish; two teaspoonfuls, each, of ground cloves and mace, and a tablespoonful, each, of ground ginger and black pepper. Boil steadily for two hours, run through a sieve, cool, bottle and seal.

Pepper vinegar

Break up half a dozen red peppers. Add three dozen black peppercorns and two tablespoonfuls of sugar to a quart of vinegar. Scald vinegar and sugar, and pour over the peppers. Put in a jar, steep eight hours, strain and bottle.

This is to be eaten with fish or raw oysters.

Mixed mustard

Into four tablespoonfuls of dry English mustard stir a tablespoonful of salad oil. When this is well rubbed in, add enough vinegar to make a smooth paste, a teaspoonful, each, of paprika, sugar and onion juice.

Beat hard until light, and bottle.

Home-made French mustard

Compound as directed in the preceding recipe, but have the vinegar scalding hot and when all the ingredients are beaten to a paste set this in a pan of boiling water; cover closely to keep in the strength and cook fifteen minutes. Make a large quantity at a time and put up in corked bottles or jars. It will improve with age.

THE HOME BREW

Tea (hot)

First. Never buy poor, cheap tea. It is the dearest in the end, in every sense of the word, being unwholesome, unpalatable and wasteful. One teaspoonful of good oolong, souchong, hyson or "bud" tea, will go farther than four of a mixture which, when brewed, tastes at the best, like boiled hay.

Second. Have the kettle boiling, and *freshly* boiled. An hour's simmer after the boil has once been reached, makes the water stale and flat.

Third. Draw off the tea within three minutes after the water is poured upon the dry leaves. After that, the boiling liquid extracts tannic acid in pernicious quantities and strength.

Fourth. Have the cups hot and fill with clear tea, adding sugar, or cream, or both afterwards, to suit the taste of each drinker.

Cold tea

Strain the liquid from the leaves within a few minutes after it is poured on. Set away until cold. Half-fill glasses with cracked ice; add a slice of peeled lemon, a squeeze of lemon juice (if desired) and granulated sugar to taste.

Breakfast coffee

Allow a cupful of freshly ground coffee to a quart of boiling water. Put the coffee into the strainer and add the boiling water by degrees, until it is all in. Pour off into a heated pitcher, and return this to the strainer. Repeat until the beverage is of the requisite strength, and pour into heated cups.



After-dinner coffee

Make as directed in last recipe, allowing, however, three cupfuls of boiling water to one of freshly ground coffee, and run three times through the filter.

Never pass cream with black coffee in after-dinner cups—"demi-tasses," as the French, who taught us to drink it, call the dainty digestive agent.

To ask for cream in such a case is a gastronomic and social solecism.

Café au lait

Make strong black coffee and, while hot, add to it one-third as much scalding milk. Cover and set in boiling water until needed.

Iced coffee

Set aside *café au lait* until cold. Fill tumblers half-full of cracked ice; sugar to taste, and pour in the coffee.

Chocolate

Heat two cupfuls of milk, and the same of water. Rub six tablespoonfuls of chocolate to a thin, smooth paste with cold water; pour the water gradually upon it; put into a saucepan and bring it quickly to a boil. Cook thus five minutes, pour in the milk and boil ten minutes longer. Sweeten to the taste of each drinker, and lay a tablespoonful of whipped cream upon the top.

If you would make the chocolate particularly good, heat a sillibub churn and beat the beverage *hard* for five minutes; set in a vessel of boiling water on the range to get smoking hot; pour out, sweeten, and cap with whipped cream.

Cocoa

It is made in the same way.

Cocoa nibs or "shells"

Wet two ounces of cocoa shells with a little cold water, and stir them into a quart of boiling water. Boil steadily for an hour and a half; strain, stir in a quart of fresh milk, bring almost to the scalding point, and serve. Sweeten in the cups.

Mint punch (very fine)

Put into your punch-bowl a cupful of granulated sugar; add the juice of six lemons, and stir until the sugar melts. Put in three peeled lemons, sliced very thin, and leave in the ice until you are ready to use it. Add, then, a dozen sprays of green mint and a quart, at least, of pounded ice. Stir well for a minute, and pour from a height into it, two or three bottles of imported ginger ale.

Tea punch

Pour a quart of boiling water upon four teaspoonfuls of good tea. Cover, and leave it for five minutes. Strain off, and cool. Half-fill the punch-bowl with cracked ice, add a cupful of granulated sugar and the strained juice of four lemons. Pour the tea over these, and, as it goes to table, add a pint bottle of Apollinaris water. Strew a handful of mint sprays on the surface, and serve at once.

Strawberry punch

Pour two cupfuls of strained fresh strawberry juice upon a cupful (heaping) of granulated sugar. Stir until the sugar is dissolved. Add the juice of a lemon, and four cupfuls of cold water. Let it get very cold upon the ice; stir well and put into a punch-bowl. Just before serving, add a tablespoonful of maraschino, and half a cupful of fine, whole strawberries.

Cherry wine

Stem and wash ripe, sweet cherries, and with a wooden malle crush to a pulp. Press out all the juice and to each quart of it

add a half-pound of granulated sugar and a cupful of water. Stir thoroughly, pour into a crock; cover this closely with a thickness of cheese-cloth, and let the wine ferment for a month. When the fermentation has ceased rack off and bottle.

Lemonade, or plain sherbet

Roll, peel carefully and slice thin six lemons. Put into a pitcher or bowl with alternate layers of granulated sugar, two teaspoonfuls for each lemon. Leave on the ice until you are ready to serve; then add a quart of iced water and a great lump of ice.

Lively lemonade

Make as directed in preceding recipe, but pour in at the last, a quart of chilled Apollinaris, instead of the iced water.

Raspberry vinegar

Mash the berries and, when reduced to a pulp, add enough vinegar to cover them. Set close by the stove for twelve hours, stirring often. Strain and press; add as many raspberries (mashed) to the vinegar as before; cover and leave in the kitchen or in the hot sun for six hours. Now strain, and measure the juice; add half as much water as you have juice, and stir into this five pounds of granulated sugar for every three pints of liquid. Bring slowly to a boil, let it boil up once, and strain. Bottle, cork and seal.

Blackberry vinegar

Make this by the recipe for raspberry vinegar, only putting in five and a half pounds of sugar to every three pints of the juice and water mixed.

Rhubarb wine

Boil the rhubarb in a double boiler, adding no water after you have washed it and cut it into bits. Press out all the juice and

measure this. Add as much water as you have juice, sweeten to taste, and add a cup of brandy to a gallon of the liquid. Bottle and seal.

Grape juice

Stem six quarts of grapes and put them over the fire with one quart of water; bring slowly to a boil and strain. Return the juice to the fire, bring again to the boil, bottle and seal, while scalding-hot.

Cherry bounce

Beat to a pulp two pounds, each, of sweet and tart cherries, and mix together. The beating should be done with a heavy mallet that the stones may be crushed. Stir into the mashed fruit a pound and a quarter of granulated sugar; turn all into a stone crock, and stir in a quart of white whiskey. Leave thus for an hour; stir and pour into a demijohn. Cork and let it stand for a month, shaking hard each day; then let it alone for six weeks without shaking. Rack off, strain and bottle.

Wild cherry bounce

Bruise with a potato beetle five quarts of ripe, wild cherries, and stir into them four cupfuls of granulated sugar. Turn into a stone crock, cover, and set in the cellar for twenty-four hours. Now, add a quart and a cupful of brandy—stirring it in well. Let the mixture alone for six weeks—stirring every few days—before straining off the liquor through double cheese cloth. Bottle and seal. When ready for use, fill liquor glasses with crushed ice and pour the crimson cordial into them. It is an excellent tonic, and also good for a cough.

Homemade grape wine (No. 1)

Put the grapes, stems and all, into an open cask, and mash them. Cover your cask with cheese-cloth to prevent anything from falling in, as one crumb of bread will change the contents into vinegar. When the grapes have fermented, pass through a fru

press; turn the juice that has been extracted into a clean, close cask, and let it remain on its side for a month, when your wine will be ready to be bottled. By no means disturb the cask, or the wine will not be clear. Keep the wine in a dark, cool place, and lay the bottles containing it on their sides. When the grapes are fermenting, stir every day.

Grape wine (No. 2)

Crush out the juice of ripe grapes, after having picked them from the stems. A large quantity could be crushed in a cider press, but when only a few are to be used they can be mashed in a crock, or clean tub, with a potato beetle. Strain, then, through a bag, squeezing or pressing this so as to get all the juice possible. To each quart of the juice add half a pound of white sugar, and put away in a clean cask, or big jar to ferment. Cover the top, or the bung-hole, with a piece of netting. Let the juice and sugar ferment for three or four weeks, until it is clear and still. Pour it off the lees carefully, and bottle.

Matzoon

Take one and a half ounces of prepared matzoon, which you can get at drug stores, and one quart of fresh milk. Stir well and place in a pitcher at a temperature of from 70 to 90 degrees, for from nine to twelve hours, until it begins to thicken like junket; then beat it for ten minutes. Bottle in patent-stoppered bottles, and put on ice. Fresh matzoon may be made from that which you have prepared in this way. You have to buy but one bottle to start with. This quantity makes three bottles, not quite full, as it effervesces like koumiss.

Strawberry wine

Mash and strain six quarts of ripe strawberries. To every quart of juice add a quart of water and a pound of sugar. Stir well, and turn into a crock to ferment. When fermentation ceases, rack off carefully, bottle and seal.

Dandelion wine

Steep the dandelion flowers in boiling water for five minutes, and strain off the liquid, pressing the flowers hard. Sweeten to taste and add brandy in the proportion of a pint to every four gallons of liquid. Put in uncorked bottles and keep in a cool place until fermentation ceases. Draw off and rebottle.

Dandelion cordial

Four quarts of dandelion blossoms; four quarts of boiling water; four quarts of granulated sugar; three tablespoonfuls of compressed yeast; two lemons grated fine; one orange.

Let the blossoms and water stand together until lukewarm; mix and add the sugar, orange, lemons and yeast; strain, and put in a cold place for two days; then strain again. Put into a keg and let it work, without tight corking, until as clear as water.

Dandelion tea

Pour boiling water over the dandelion blossoms; let them stand at the side of the fire to steep, but not boil, for five minutes; then strain, pressing out all the juice. Sweeten to taste and drink very hot, or cold, in a glass filled with cracked ice.

Ginger beer

Boil six ounces of bruised ginger in six quarts of water for half an hour; then add five pounds of loaf sugar, a gill of lemon juice, a quarter-pound of honey, and seventeen quarts of cold water, and strain through a cloth. When it is cold put in an egg and two teaspoonfuls of essence of lemon. After standing three or four days it may be bottled.

Ginger wine

Four gallons of water and seven pounds of sugar. Boil half an hour, skimming well; let the liquor get cold. Then squeeze in the juice of two lemons. Have ready three pints of water in

which the peel of two lemons and two ounces of white ginger root (pounded fine) have been boiled one hour and left to get cold. Mix with the syrup and add three pounds of halved Malaga raisins. Put all into a cask, shake well; close the cask and let it stand in the cellar for two months before racking it off and bottling it. A lump of unslaked lime as large as a pigeon's egg put into the cask will prevent souring.

Mead

Beat to a stiff froth the whites of three eggs, and mix with six gallons of water, sixteen quarts of strained honey, and the yellow rind of two lemons, peeled very thin. Boil all together during three-quarters of an hour, skimming it well; put it into a tub and, when lukewarm, add three tablespoonfuls of the best fresh yeast. Cover, and leave it to ferment. When it has worked, transfer it to a barrel, with the lemon peel in the bottom. Let it stand six months, and bottle it.

Strawberry punch

Mash two quarts of strawberries to a pulp, pour over them three quarts of water and the juice of two lemons. Stand in a cool place for four hours, strain, and stir into the liquid a pound and a half of granulated sugar. Stir until the sugar is dissolved, strain again, and set in a cold place until wanted. Serve in tumblers of crushed ice.

Sarsaparilla wine

To one gallon of water add one pound of sarsaparilla leaves and stems, two pounds of sugar, one-quarter of a pound of raisins, and one lemon. As the fruit contains a natural ferment, it will undergo that process spontaneously, without the use of yeast. Let it stand five days, strain and bottle. If you have not the herb, omit the sugar, and use in its place a gallon of sarsaparilla syrup.

(Purchase a "shaker" for compounding drinks in which

cracked ice forms an important factor. This shaker consists simply of a thick glass tumbler, over which is turned, upside-down, a larger cup of tin. This cup fits tightly over the glass, and the contents of the tumbler may be vigorously shaken until thoroughly mixed and foamy.)

Iced orange juice

Make a syrup of a cupful of sugar and three-quarters of a cupful of water boiled together for ten minutes, then set aside until cold. Mix a half-pint of orange juice and a gill of lemon juice, and sweeten abundantly with the cold syrup. In sweetening this beverage, remember that the ice is still to be added, and that this, in melting, will dilute the syrup and thus render the drink more acid. Fill tumblers to the brim with finely-cracked ice and pour the orange mixture upon it. This is a refreshing beverage.

Milk shake

Have ready some sugar syrup made according to the directions in the recipe for iced orange juice. Sweeten a half-pint of unskimmed milk with the syrup; flavor with a half teaspoonful of vanilla extract; turn into the glass of your shaker, and add enough crushed ice to fill the glass to the brim. Shake long and hard before pouring into a chilled tumbler.

Koumiss

Dissolve a third of a yeast-cake in a gill of warm milk and add two teaspoonfuls of granulated sugar. Have ready scalded a beer bottle with a patent fastener. If you have not this, use an ordinary bottle with a straight cork, and soak the cork for half an hour to swell it. Fill the bottle three-quarters full of fresh milk, heated until just blood-warm, and pour in the yeast mixture. Shake hard for two minutes, and cork tightly. If you use an ordinary cork, cord or wire it down. Set the bottle in the warm kitchen for six hours, or until the contents begin to "work" and foam. Then set in the ice-chest until needed. As one yeast

cake will make three bottles of koumiss it is quite as easy to make that quantity at once as it is to prepare one bottle of the stimulating and nourishing beverage.

Blackberry cordial

(Contributed)

Warm and squeeze the berries; add to one pint of juice one pint of sugar, one-half ounce of powdered cinnamon, one-fourth ounce of mace, two teaspoonfuls of cloves. Boil all together for one-fourth of an hour; strain the syrup, and to each pint add a glass of French brandy. Two or three doses of a tablespoonful or less will check any slight diarrhea.

It will arrest dysentery if given in season, and is a pleasant and safe remedy.

Raspberry cordial

(Contributed)

Sweeten the berries a little sweeter than for table use, and let them stand over night. In the morning lay in a hair sieve over a bowl; let them remain until evening, so as to thoroughly drain; then put the juice into a thick flannel bag; let it drain over night, being careful not to squeeze it, as it takes out the brightness and clearness. Do all this in a cool cellar or it may sour. To two pints of juice add one pint of French brandy and sweeten to taste.

Toast water

(Contributed)

Toast a pint of bread crusts very brown; pour cold water over them, let them stand for an hour, strain, and add cream and sugar to taste. The nourishment in the bread is easily absorbed when taken in the liquid form.

Slippery-elm tea

(Contributed)

Pour one cupful of boiling water over one teaspoonful of slippery-elm bark. When cold, strain, and add lemon juice and sugar to taste. This is very soothing in case of inflammation of the mucous membrane of the throat.

Apple tea

(Contributed)

Roast two large sour apples and pour boiling water over them. When cold, pour off the water, strain, and sweeten to taste.

Flaxseed tea

(Contributed)

Pour a pint of boiling water over an ounce of flaxseed and a little licorice-root, and let it stand where it will keep warm but not cook, for four hours. Strain through a piece of linen and make fresh every day. This is an excellent drink for a fever patient who has a cough.

Flaxseed lemonade

(Contributed)

Over four tablespoonfuls of flaxseed pour one quart of boiling water and let it steep three hours. Strain, sweeten to taste, and add the juice of two lemons. If too thick, add more water. This is very soothing in colds.

Egg-nogg

(Contributed)

Beat until very light, the yolk of one egg and a teaspoonful of sugar; then add the white of the egg beaten to a stiff froth. Stir well together, pour into a glass, and add a teaspoonful of rum or brandy and as much milk as the glass will hold. It will give more nourishment if whipped cream is used instead of milk.

Serve with grated nutmeg over the top.

FORMAL BREAKFASTS AND LUNCHEONS

THE social breakfast is becoming more and more of a function. Not the early morning breakfast, where the tempers of the eaters are not always under perfect control, but a later and more leisurely meal, to which guests are asked and where much the same laws of convention apply that are observed at a luncheon. In fact, the breakfast resembles a luncheon in most respects. Here, as at luncheon, the hardwood table is bare except for a handsome white square, and for doilies under the dishes and plates. The table is spread as for luncheon, the knives at the right, the edges turned towards the plate, the tumbler near the points of these, the spoon laid by the knife, the forks at the left, and beyond them the napkin, a piece of bread folded in it. At the left also stands the bread and butter plate.



At the breakfast, however, there is a little less formality than at the luncheon, as there are also fewer and less elaborate courses. For, although the breakfast is usually served at twelve or half after—only a little earlier than the ordinary mid-day meal—it is regarded as less conventional in nearly every respect.

Soup is not served at the formal breakfast any more than it would be at the family meal known by that name. The whole bill of fare is rather an amplification of the common breakfast than a variation from it. For that reason sweets are out of place to conclude it unless one wishes to introduce the English fashion of having a pot of marmalade and toast brought in to wind up the repast.

Following this preamble are given a couple of menus that may serve as suggestions for the hostess who wishes to entertain at breakfast. It is an especially charming way of gathering one's friends about one in the warm days when heavy dinners are out

of the question and even late luncheons come at the hour when long sitting at meals is likely to be a weariness to the flesh. The summer breakfast may be served as early as eleven, or even as ten o'clock, while that of the late winter mornings may be held back until the noon hour :

BREAKFAST MENU. I

| | | |
|------------------|-----------------------|--------------|
| | Fresh Strawberries | |
| Tomato Omelet | | French Rolls |
| | Broiled Chicken | |
| | French Fried Potatoes | |
| | Coffee in large cups | |
| Grapefruit Salad | Crackers | Cream Cheese |

BREAKFAST MENU. II

| | | |
|------------|----------------------------------|--------------------------|
| | Iced Orange Juice | |
| | Poached Eggs with Asparagus Tips | |
| | Toast | |
| Lamb Chops | Green Peas | English Muffins |
| | Coffee in large cups | |
| | Cream Tomato Salad | |
| Wafers | | Brie or Roquefort Cheese |

Either of these menus may be adapted to any season. For example, if the breakfast be a spring or summer function, the strawberries may be served—large strawberries, unhulled, to be dipped in sugar and eaten with the fingers, in the fashion that we have imported from England. If the berries are not in season, however, the orange juice, made so cold as to be almost frappé, and served in small punch-glasses, may take their place. Either the berries or the orange juice should be on the table when the guests take their seats. Nothing else should be there then, except the regular furniture of the table, the glass or bowl of flowers in the center of the board, the piece of bread laid in the napkin and the butter ball or tiny print on the bread and butter plate. *Hors d'oeuvres* are out of place on the breakfast table,

unless you have radishes, which are decorative as well as appetizing.

When the fruit has been eaten and has gone, the omelet may come in. This should appear whole. A Spanish omelet, with the rich yellow of the eggs, the red of the tomatoes and the green of the peppers, is too pretty a thing to be cut before the guests have had a chance to see it in all its beauty. It may be passed to each guest, or, better still, served by the host or hostess. In putting down a plate in front of any one the waitress should approach on the right side, just as, when she is passing a dish from which the guest is to serve himself, she should offer it on the left. In the case of the eggs, which are usually prepared in individual dishes, she should put a plate in front of the guest, standing on his right side as she does so. A small doily may be laid under each nappy. The toast may be either dry or buttered. The rolls should have been put in the oven long enough to become heated.

For the third course of the meal rather large breakfast plates should be used, and these must be well heated. The chicken may be passed or carved on the table; the chops should be passed. So should be the potatoes and peas. The hostess should serve the coffee at this point, having the equipage in front of her at the head of the table as she would at a family breakfast. The cream and sugar may be passed that each guest may add the "trimmings" to his coffee to suit himself.

Either the grapefruit salad or the cream tomato salad is feasible at almost any time of year. With it are served the crackers and cheese—on the same plate. This concludes the meal, unless, as I have said, you wish to introduce the jam-pot and hot toast. But in most cases the guests will have had all they want by this time.

At a breakfast the guests may be both men and women—provided one is able to find enough disengaged men to make a fair sprinkling. The breakfast should not be too large a gathering. Not less than four, not more than eight, is a good rule.

At the luncheon, on the contrary, there may be any number that the table can accommodate, and men are usually barred.

The luncheon differs from the breakfast, too, in being a more formal function. Never at a luncheon could a guest rise from the table to wait on herself or some one else, as may be done at a breakfast, without risking the proprieties of the occasion. The



table is set in the same way, but the linen should be, if possible, more elaborate. More embroidery, or richer lace, is permissible on the cloth and center-piece, and color may be admitted more freely than at the breakfast. The flowers may be more and loftier, and at an elaborate luncheon a corsage bouquet for each guest, or at least a fine flower laid at each place is *en règle*. There may be place-

cards also, and even favors, although these are by no means necessary, or in most cases, desirable. On the table, as well as the necessary plishing, are small dishes of salted almonds, olives, radishes and bonbons. Wine may be served also, if one wishes it, and the glitter of the wine-glasses adds to the beauty of the table. If artificial light be preferred, there may be candles with colored shades that harmonize with the tint of the flowers, and the china should be as much in keeping with this chosen shade as possible. The luncheon, where only one color is prominent, is much more artistic than that where there is a confusion of hues.

The accompanying luncheon menus may, like those given for the breakfast, serve as suggestions to the hostess on the lookout for a harmonious bill of fare:

LUNCHEON MENU. I

| | | |
|-------------------|---------------------------------|-------------------|
| | Oyster Cocktails | |
| Cream of Pea Soup | Salmon Cutlets | Duchesse Potatoes |
| | Broiled Chicken | |
| | Green Peppers Stuffed with Rice | |
| | Lettuce Salad | |
| Crackers | | Camembert Cheese |
| | Orange Mousse | Small Cakes |
| | Coffee | |

LUNCHEON MENU. II

Fruit Frappé

Little Neck Clams

Chicken Bouillon

Baked Bluefish

Broiled Tomatoes

Sweetbreads in Timbales

Stuffed Lamb Chops and Mushrooms

Green Peas

Cucumber Salad

Crackers

Crème Gervais Cheese

Café Parfait

Coffee

The oyster cocktails or the fruit frappé should be on the table when the guests enter the room, the hostess leading the way with the guest of honor. No formal order is necessary in the entrance of the rest of the company. After this first course the plates are changed in the usual fashion, taking from the right and replacing from the same side. The soup is served in bouillon cups. In neither luncheon is anything carved on the table, although occasionally, when a crown of lamb or whole chickens are served, or even fillet of beef, the hostess carves. But she should not attempt this unless she has a very poor carver in the kitchen or is remarkably deft at it herself.

The table is not crumbed until after the salad course, and the work is always done with a napkin. The silver crumb-knife is altogether out of favor at present. At this stage, too, all the *hors d'oeuvres* are removed except the bonbons. These are often taken into the drawing-room after the luncheon for the guests to nibble while they chat for the prescribed time before taking their departure. Often the coffee, too, is served in the drawing-room.

When wine is served at a ladies' luncheon it is usually some light wine, like Sauterne. Only one wine is necessary, although occasionally sherry is offered with the fish. If a liquor is served afterwards it is generally crème de menthe, poured into tiny glasses, first filled to the brim with crushed ice. It is said to be an excellent digestive.

CONCERNING DINNER GIVING

THE formal dinner is the most dignified function in the social calendar. Even a big luncheon is less stately, and, by comparison, breakfasts, afternoon teas and evening parties are mere child's play.

A dinner is the one meal with which liberties can not be taken. Yet there are rash souls who have attempted it and have even introduced at a dinner a course cooked in a chafing-dish. Such efforts may meet with the approval of a few youthful and frivolous souls, but they can only shock those who have a proper appreciation of the esthetics and ethics of gastronomy.

All this applies to the formal dinner, to which guests are invited long in advance and where the staid succession of courses can be compared only to the progress of the units of the solar system. One can understand the dismay of these when a comet darts across their established orbits. Such is the effect produced upon the graduate diner-out when variations are attempted in the solemn dinner of state.

But there is another sort of a dinner—The Little Dinner. It would never claim capitals on its own account, but they are bestowed willingly by those who have fallen victims to its charms. At the little dinner the bill of company is considered as well as the bill of fare, and neither is chosen without deep thought. No chances are taken when there can be but four or six or eight to sit down to the table and where the courses are few enough to demand perfection in each.

As a matter of course, this can not be managed without labor. The hostess must give close attention to every item on the menu. She must see that her table is all it should be in appearance and that there is no chance for any hitch in the proceedings. For while not so tremendous an affair as the many-coursed dinner, the little dinner still has a dignity all its own and with this one may not trifle.

The table should be spread with the finest and whitest of damask over the "silence cloth" that is now indispensable in every well-regulated household. More and more the fancy is growing to have the center-pieces at a dinner, of pure white, with no touch of color. That may be supplied by the flowers, the china, the candle shades. The center-piece may be of linen, rich in embroidery or heavy with lace, but all must be colorless.

The flowers that are in the center of the table may be in a rather low receptacle, so as not to interfere with the conversation or glances of the guests seated opposite one another. The candelabra, or dinner lamps, may stand at the corners of the table. Here and there may be little dishes in silver, cut glass or rare china, holding such *hors d'oeuvres* as salted nuts, radishes, olives and the like, and bonbons. Except for carafes of water there should be nothing else on the table besides the furniture of the individual covers.

This is substantially the same as at a luncheon. The service plate, the knives on the right, the forks on the left,—one for each course,—the soup spoon laid with the knives, the water glass and wine glasses to the right, the napkin, a piece of bread folded in it, to the left. There is no butter used at a dinner and the bread and butter plate is therefore not needed. Always space enough should be allowed between the places to prevent crowding.

Of the menus that follow two are for the little dinner. The third is for a rather more elaborate function, and the fourth may serve as an outline for one of the big dinners that every one has occasion to give once in a while.

DINNER MENU. I (FOR VERY LITTLE DINNER)

| | | |
|------------|-------------------------------|----------------------|
| | Anchovy Toast | |
| | Cream of Asparagus Soup | |
| | Roast of Lamb | |
| Green Peas | | Browned New Potatoes |
| | Lettuce Salad | |
| Crackers | Brie Cheese | Olives |
| | Wine Jelly with Whipped Cream | |
| | Coffee | |

DINNER MENU. II

Little Neck Clams
 Consommé à la Royale
 Asparagus with Hollandaise Sauce
 Roast Capon
 Rice and Green Peppers. Creamed Spinach
 Shrimp Salad
 Crackers Roquefort Cheese Stuffed Olives
 Pistachio Ice Cream
 Coffee

DINNER MENU. III

Raw Oysters
 Cream of Celery Soup
 Baked Shad
 French Fried Potatoes Sliced Cucumbers
 Broiled Sweetbreads
 Fillet of Beef, Mushroom Sauce
 Tomato Farcies Rice Croquettes
 Asparagus Salad
 Olives Radishes
 Strawberry Mousse
 Crackers Camembert Cheese
 Coffee

DINNER MENU. IV.

Caviar on Toast
 Raw Oysters or Clams
 Consommé
 Baked Halibut
 Stuffed Tomatoes Parisienne Potatoes
 Mushrooms on Toast
 Spring Lamb, Mint Sauce
 Green Peas Sweetbread Croquettes
 Sherbet
 Roast Duck, with Olive Sauces

Crab Salad
Nesselrode Pudding
Fancy Cakes
Coffee

Celery Crackers Gorgonzola and Roquefort Cheese

For the little dinner as for the big the service is essentially the same. The appetizer, or the oysters with which the meal begins, should be on the table when the guests come into the room, the host leading the way with the guest of honor, the other guests following the couple, and the hostess bringing up the rear with the man to whom she wishes to show especial attention.

The service plate, which is on the table under that containing the appetizer, is left there until after the soup has been eaten. In fact the guest should never be left without a plate in front of him. As soon as one that has been used is taken away the service plate should be restored, to be in turn taken away when the next plate from which he is to eat is put before him.

The serving should all be done from the right, as has been directed in the chapter on luncheons, and the dishes passed on the left side. The soup may be served by the hostess at a little dinner, but always at the large dinner and often, too, at the smaller function the plates are filled by the servant in the pantry and placed before the guests. The entrées are passed. The roast is rarely carved on the table, even at a small dinner. The carving is done outside and the dish passed that each guest may serve himself. The day when the portion of each guest was put on his plate in the pantry and then put before him has unhappily passed. Unhappily, because it simplified matters for both the guest and the waitress.

In changing the plates, more than one plate should never be taken at a time. It is a favorite trick with lazy or unskilled waitresses to take off as much as can be carried. Sometimes they even go to the point of piling up all the various pieces that belong to one cover. This should not be permitted. Let there be an assumption of abundant service, even when this is lacking.

The salad may be dressed on the table if preferred, and this is

often done at the little dinner. In that case the small basin in which the dressing is to be mixed is put before the hostess, together with the flasks of oil and vinegar, the salt and pepper and the fork with which the stirring is to be done. If chives or garlic is to be used, it should be in the bowl when this is brought in. The dressing may either be passed to each guest, or, better still, poured upon the salad in the dish, and this then passed.

When it comes to the ices the method of procedure is changed a little. The individual ices may be placed on the plates from which they are to be eaten and these then put in front of the guests.

The coffee may be served either at the table or in the drawing-room. The latter is always done, when the men are to be left behind to smoke. Under these circumstances there is usually cognac provided for them, while a liqueur of a milder type is offered to the women in the drawing-room. When all go out together they may either have the cordial—maraschino, chartreuse, benedictine, or whatever it may be, before leaving the table or in the drawing-room.

The service of wines is, in a way, a question by itself. It is not necessary to have more than one wine at a little dinner—a good claret, or sauterne, or Rhine wine. Poor champagne is one of the most wretched of beverages, and it takes a rich man to supply a really good article. If champagne is served, however, it should be ice cold, and may be poured after the fish. With the soup, sherry may be served, and claret with the entrées. If one has a number of wines, the white should be offered with the fish.

But, as I have said, a number of wines is not necessary except for a very large or formal affair. In fact, the use of wines is entirely optional. If they are to be used at all, however, it should be in the correct fashion, white wines chilled, claret the temperature of the room. The waitress should have a napkin pinned around the neck of the bottle and should stand on the right when she fills the glasses. She should watch these to see that they are not allowed to become empty.

One caution to the hostess, a caution which may perhaps be unnecessary. Never attempt a dinner unless you are sure of your

waitress. An inexperienced maid or man has it in her power to ruin the best cooked dinner. No dinner, no matter what its perfections in other respects, can be satisfactory to the guests when the hostess is uneasy or annoyed about the conduct of the courses, the serving of the food.

Temperatures at which wines should be served

Claret should be served warm—not warmer than eighty nor colder than sixty-five degrees.

Bordeaux and burgundy should be served at a temperature of about seventy degrees.

Chablis and other white wines should be served at forty-five degrees.

Port at fifty-five degrees.

Sauterne and other white claret, fifty degrees.

Sherry is best at forty degrees.

Madeira should be at sixty-five degrees.

Champagne should have a temperature of thirty-four. To cool this it should be laid on the ice—the dry, for a half or three-quarters of an hour; the sweet, several hours before using. Great care should be taken when putting the bottles on the ice not to shake them.

SOME STUDIES OF COLOR IN FAMILY DINNERS

A green and white dinner

IN the springtime you will have no difficulty in finding pale green leaves or delicate ferns with which to grace your table. Blossoms, such as the snow-drop, or the white wood-anemone, may be surrounded by fragile ferns and serve as a dainty floral piece for the middle of the table. Pear blossoms, with their bright green leaves, will form an attractive mass of flowers and

foliage. If you have a center-piece and doilies embroidered with green silk, make use of them for this family dinner. If you do not possess such, your plain damask will be entirely in keeping. Your menu may be as follows:

Cream of Spinach Soup
Lamb Chops
Mashed Potatoes, Green Peas
Lettuce Salad
Cocoanut and Citron Layer Cake
Crackers and Sage Cheese
Coffee

A pink dinner

(For Friday.)

The month of June is the time of all the year for a *pink dinner*, for then the table may be decked with a profusion of pink roses that will delight the heart of the flower-lover. Set a huge bowl of these upon a white, or pink-and-white center-piece, dropping a bud or half-blown rose here and there upon the table-cloth. Have your lights softened by pink shades, and use as much white, or pink-and-white china as you have at your command.

Have the following menu:

Cream of Beet Soup
Boiled Salmon
Potatoes Fried Whole, Tomato Soufflé
Beet and Celery Salad
Strawberry Sponge
Pink-and-White Cake
Crackers and Cheese
Coffee

A brown dinner

Need not be a somber array if you will give it in autumn, and study the countless shades of golden-brown, olive-brown, red-

brown, greenish-brown, and even the purple-brown of the oak—exquisite and indescribable—which field, forest and fen offer to one who has the true artist's love for color. Decorate your table and the room with autumn leaves, keeping the color scheme in mind all the time. Have brown nuts, and chocolate, and coffee bonbons, and if there be no brown china upon your shelves, see to it that there are no discordant hues.

MENU

Bean Soup
 Braised Beef
 Boiled Potatoes—browned
 Baked Onions Scalloped Tomatoes
 Salad of "Mignonette" Lettuce
 Chocolate Pudding
 Coffee Graham Crackers Camembert Cheese

A yellow dinner

Cream of Cheese Soup
 Boiled Fowls with Egg Sauce
 Stewed Carrots Yellow Turnips
 Buttered Rice
 Macedoine Salad
 French Tapioca Custard
 'American Cheese Egg Crackers
 Café au Lait

Goldenrod, if in the autumn; daffodils in the early spring; coreopsis in summer, for decorations.



AN EVENING RECEPTION AND A CRABING-DISH SUPPER

The old-fashioned evening party—which was by no means a *dancing party*, nor even a *card party*—has almost gone out of *favor*. In the ordinary way it seems next to impossible to pass an evening with one's friends with only conversation to make the time *glide pleasantly*. If there is no special amusement for the sake of which the company is assembled, there must be music or recitations, or something else to prevent the guests from boring one another.

Still, once in a while even now there is an old-fashioned party. More often it takes the form of a reception to meet this or that distinguished person, or to celebrate some occasion. At such affairs, as at a wedding reception, it appears to be necessary to make up to the guests for the boredom they are presumably suffering by carrying out the principle—"feed the brute." Accordingly, an elaborate collation is spread, and the men and women who have no other especially cheerful recollection of the evening, can at least testify that they have eaten and drunk well.

For such events the supper is a pretty serious affair, and unless the hostess has well-trained servants she would better commit the matter into the hands of professionals. Still, if she be one who herself looks well to the ways of her household, and has her own ample corps of competent domestics, she may, perhaps, achieve the supper without turning to outside help. In this case the refreshments will amount to much less in cost than if she relied upon professional caterers and waiters.

For the supper, which is to supply a large evening party, the bill of fare may, in a measure, resemble that already suggested for an extensive afternoon tea or reception. I give two menus, either of which is entirely suitable for an evening collation.

MENU FOR EVENING SUPPER.

I

Bouillon Creamed or Scalloped Oysters
 Lobster, Shrimp, or Chicken Salad
 Sandwiches, or Thin Bread-and-butter
 Ices and Parfaits, Cakes, Coffee, Fruit Punch

MENU FOR EVENING SUPPER.

II

Bouillon, Oyster Croquettes, Sweetbread in pâtés
 Salmon, or Chicken Salad Cold Turkey, or Chicken
 Mousses, Biscuits and other Ices Fancy Cakes Fruit
 Coffee Iced Tea Punch

The table is set in the dining-room, which is not opened until late in the evening. Everything that the house possesses in the way of handsome china, cut glass and silver may be called into requisition to beautify the occasion. There is usually a corps of waiters in attendance, although the gentlemen are also expected to do their duty in fetching and carrying, and in serving the ladies under their escort. There are times when they do nearly all the helping to the various dishes as well, but this custom grows less and less common.

Usually the table has a center-piece of flowers and fruit, which is meant for beauty rather than for use. If fruit is to be passed it is either served in smaller dishes, or is taken with care from the foot of the central pyramid, where its loss will not interfere with the beauty of the table. Piles of plates, napkins, knives, forks and spoons are arranged on the main table, or on a side-

board, and the dishes of salad, sandwiches, oysters, etc., are also on the principal table.

Such a supper as this is appropriate for a dancing party, a wedding reception or any other form of evening gaiety. As a rule, there is also a bowl of punch in evidence in the hall near the drawing-room to allay the thirst of those who can not wait until the full supper is served.

For smaller parties, like card parties, club reunions and the like, so elaborate a bill of fare is not necessary or desirable. For such functions as these the chafing-dish has supplied a felt want. With little trouble and comparatively small expense it is possible for the owner of a chafing-dish to set out a feast that will hardly fail to satisfy even a hungry college boy.

A couple of bills of fare are herewith suggested for the use of the hostess whose experience with the chafing-dish has been too limited to take her beyond the realm of lobster à la Newburg and Welsh rarebit. The amateur generally fancies that these are the only combinations which lie within the range of the chafing-dish, and it comes to him as a surprise to be told that there are scores of toothsome dainties he can manage if he have the knack of the chafing-dish.

CHAFING-DISH SUPPER.

I

Pigs in Blankets
Chicken Bouillon
Thin Bread-and-Butter
Welsh Rarebit
Ale or Beer
Coffee

CHAFING-DISH SUPPER.

II

Scotch Woodcock
Crackers
Oysters or Clams, creamed
Lettuce Sandwiches
Cheese Fondu
Coffee

For a chafing-dish supper there should be no more guests than can group themselves comfortably about the dining-room table. As a rule, the dishes that are prepared are not of the variety that one can eat readily from a plate balanced on the knee, or in the hand. If the main table be not large enough to permit of all being seated about it, there may be smaller tables for the "overflow." If one chafing-dish is too small to prepare as much as the appetites of the eaters crave, there may be one at each end of the table, and there should be an expert in charge of each.

The table may be simply set—either bare, or covered with a plain cloth. Flowers are out of place in the middle of it, as interfering with the free view of the chafing-dish by the guests. For it makes no difference how often one has seen a dish cooked, there is always curiosity to see it done once more. About the chafing-dish are placed all the paraphernalia that attend upon that kind of cookery—the condiments, the utensils, the spoons, forks, knives, measuring cups and the like. In chafing-dish cookery nothing can wait, and everything that by any chance can be needed must be there in advance.

Let no one be so deluded by any amount of theoretical knowledge as to venture to make a maiden essay at chafing-dish cookery in the presence of a company of guests. There should always be a rehearsal beforehand. Nowhere else is stage fright more imminent. Nowhere else has it more disastrous possibilities.

If feasible there should be a servant at hand with a supply of hot dishes. All the other work of cooking and waiting may be performed by the hostess and her guests. The occasion should

be most informal. Persons who can not unbend readily should never go to chafing-dish parties. They will find themselves much out of place. To those who are fond of easy laughter and simple fun and a good deal of nonsense, and whose digestions—this is chiefest of all—are in good working order, there are few social relaxations that are pleasanter than a chafing-dish "affair."

Some recipes which may be cooked in a chafing-dish

[References are to pages.]

| | |
|---------------------------------|--------------------------------|
| Scrambled eggs (79) | Pigs in blankets (151) |
| Mince of tongue and eggs (81) | Broiled oysters (146) |
| Mince of ham and eggs (81) | Panned oysters (149) |
| Eggs and tomatoes (85) | Oyster omelet (83) |
| Olla podrida omelet (86) | Creamed clams (152) |
| Corn omelet (448) | Sardine eggs (160) |
| Scrambled eggs with cheese (86) | Creamed codfish (104) |
| Rice omelet (86) | A "pick up" of fish (164) |
| Fish omelet (87) | A "toss up" of veal (172) |
| Ham omelet (87) | Broiled mushrooms (135, 459) |
| Minced eggs (88) | Stewed kidneys (119) |
| Creamed oysters (145) | Creamed potatoes (473) |
| Oyster stew (148) | Cream toast (76) |
| Curried oysters (149) | Anchovy croutons (161) |
| Lobster à la Newburg (154, 347) | Sautés oysters (152) |
| Creamed lobster (154) | Cheese omelet (85) |
| Curry of lobster (154) | Creamed chicken (125, 196) |
| Deviled lobster (155) | Curried chicken (172) |
| Crabs and champignons (156) | Broiled chicken (124, 407) |
| Buttered shrimps (157) | Creamed sweetbreads (122) |
| Curried shrimps (157) | Frizzled beef and eggs (180) |
| Shrimps and eggs (158) | Nonpareil Welsh rarebit (202) |
| Maryland terrapin (158) | Cream cheese golden buck (202) |
| Curry of salmon (162) | Oysters with mushrooms (150) |

FAMILIAR TALK

COMMON SENSE AND "ETIQUETTE"

A BRIGHT young fellow told the anecdote at a dinner party. I borrow it for the occasion.

A self-making man in process of manufacture, dined with a more sophisticated friend at a city restaurant. When the soup was brought on, the S. M. M. prepared for business by laying a slice of bread on the cloth, and troweling it with butter. His host, who had been requested by the guest to "coach him a little in city ways," said mildly:

"That isn't quite the thing, old man! Break off a bit of bread and butter it, as you wish to eat it."

"All right!" said the other, "I want to know about the latest touches."

His next solecism was to fish up a bit of meat from the dish with his own fork, and his friend again set him right. Blunder No. 3 was putting his knife into his mouth; No. 4 was cutting up his salad; No. 5, sandwiching cheese between two crackers and crunching it noisily; No. 6 was creaming black coffee.

"I say!" he broke in at this point, still good-humoredly, "what do you call all these fool rules you've been telling me? I s'pose a fellow ought to know something about them. But they come hard, at first."

"I suppose," said the mentor, somewhat nonplussed, "that they may all be classed under the head of table etiquette."

"Et-er-ket!" slowly and thoughtfully. "Well, I say, old fellow—there ain't many that has got on to it yet—is there?"

Resisting the temptation to dwell upon the many who never "get on to it," let us look for the commonsensible basis of certain minor social usages which are accepted as matters of course by

well-bred people, and contemned by the boorish and ignorant as "fool rules" that hamper personal liberty.

Few conventionalities are arbitrary. Most of them are reasonable, many so just as to be binding upon the lovers of decency and order, not to say healthfulness.

To carry food to the mouth with the knife-blade is awkward, and if the knife have an edge, unsafe. If I were at the point of death, I should laugh and blush together at the memory of the commotion excited in a London family hotel last year by the exclamation of an American tourist who jumped up from the dinner-table and clapped his napkin to his mouth with—"Waiter! Never put a sharp knife at my place again! I have cut my mouth badly! It might have done serious harm!"

The rule against touching fish with a knife dates back to a time when steel knives were in general use. Steel imparts an unpleasant taste to the more delicate kinds of cooked fish. Hence, the custom of leaving the knife beside the plate, and using the fork alone during the fish course.

A like rule obtains with regard to salads. To cut is to bruise the tender esculents, and to injure the flavor. The leaves of lettuce should be torn apart in preparing it for the table, with as little handling as possible, and eaten as soon as the salad is dressed. Other salads—as beets, celery, etc., are cut up and ready for eating when sent to table. To use the knife upon them is a reflection upon cook and host.

To butter a whole slice of bread at once—especially when it is laid on the table in order to do it—is slovenly, wasteful and awkward. If eaten as a whole, one must gnaw or nibble at it, and to cut it after it is buttered is neither neat nor convenient.



The fashion of finger-bowl and napkin would seem to commend itself to everybody as eminently cleanly and comfortable. Yet there are still well-to-do people who sneer at the idea of "doing one's washing at the table."

The by-law obeyed by the transient guest who lays his napkin carelessly on the table when the meal is over, instead of folding it, is easily understood. To fold it implies that it may be used again before it is washed.

"Mr. Blank has no napkin, James!" said a hostess of the *nouveau riche* order, to her butler.

"I beg pardon!" interposed the guest, lifting a corner of the napkin from his knee that she might see her mistake. "I have one."

"Ah!" with an apologetic smile. "I saw that you did not have it *on!*"

To tuck the napkin into the collar, or pin it around the neck before attacking one's food may be a wise precaution if one has never learned to convey it to the mouth without dropping or dripping it. Gentlemen are supposed to have put away bibs with other childish things. The suggestion of putting a napkin "on" is not agreeable. The place for the useful bit of fine linen is on the knee or lap, out of sight of fellow-eaters.

Black coffee in after-dinner coffee cups is a digestive agent—a gastronomic expletive—not a beverage. To cream it is to pervert its meaning, and to defeat the end for which it is served. It is well known that the addition of cream or milk to coffee causes a chemical change in both ingredients. To some stomachs creamed coffee, or *café au lait*, is poisonous. Clear black coffee is a tonic, and agrees with everybody.

To toss off a glass of water as soon as one sits down to a meal is an infringement of table-etiquette. Those who recognize the fact do not always bethink themselves of the reason lying back of the "fool rule." To fill the stomach with iced water is to check the process of digestion temporarily. To add to the water a plateful of hot soup is to disgust the diaphragm by a load of luke-warm liquid, very like the dish-water in the pan of an untidy scullion.

I might go on, *ad infinitum*, multiplying instances of what are sneered at by the untaught and unthinking slaves of their own prejudices as foolish and useless limitations to a man's right to eat, drink and make merry after his own fashion. Which—I may observe—is usually the fashion of the beasts that perish.

Enough has been said to give credit to the sagacity and humanity of those who set the pace for our better classes—better in so far as they conserve the best interests of the race, and lend countenance to all that is kindly, wholesome and comely.

“CANNED GOODS”

CANNED FRUITS

I CLIP from a family paper an item linking ancient and modern housewifery :

“It is a singular fact that we are indebted to Pompeii for the great industry of canned fruits. Years ago, when the excavations were just beginning, a party of Americans found, in what had been the pantry of a house, many jars of preserved figs. One was opened, and its contents were fresh and good. Investigation showed that the figs had been put into the jar in a heated state; an aperture had been left for the steam to escape and then sealed with wax. The hint was taken, and the next year fruit-canning was introduced in the United States.”

There is no reason why canned fruits which have kept one year should not keep for a hundred years in a dark place. The light acts chemically upon the contents. If not properly canned they will spoil within a few weeks. Hence, no preliminary which will make this, the heaviest work of the summer, thorough, yet as easy as possible, should be neglected.

Granite or porcelain lined kettles, with bales and lips for convenience in pouring, and which are free from all blemish or break in the glazing, are almost essential for this work. They should be broad, that considerable surface may be exposed to the heat, and deep enough to prevent boiling over.

A small, sharp-pointed knife for paring; also, an old silver-plated knife ground to a fine edge, will be found convenient for articles which a steel knife might discolor.

Wooden spoons, a wire spoon, large and small silver spoons, scales, a hair sieve, an agate-iron colander, a wooden masher, a

fruit press, coarse and fine cheese-cloth, and fine cotton and wool flannel, are almost essential to the sort of work I have indicated.

Quart and pint glass jars, with large tops, are the best for general use. See that the glass covers are free from nicks, the spring, or clamp, in perfect order, and that the rubbers are new and free from cracks. A few jars of the two-quart size will not be amiss if you plan to can large fruit whole.

Use the best granulated sugar, and "agate-nickel-steel" or porcelain-lined ware as kettles.

Canned tart apples

Peel and quarter firm apples, throwing them into cold water as you do so. Weigh the fruit and allow two pounds of granulated sugar to eight pounds of apples. Put the apples into a preserving-kettle, pour over them barely enough cold water to cover them, and let them cook gently until tender. While these are cooking, make a syrup by mixing the sugar with water (allowing a cupful of water to each pound of sugar) and bringing to a boil. Cook for four minutes, then lift the tender apples from the water, lay them gently in the syrup, simmer for a minute, and while very hot, put into self-sealing jars. These apples make excellent pies.

Canned sweet apples

Core campfield, or "pound sweets," or other sweet apples, dropping them in water as you do this. When all are ready, pack in heated glass cans. Have at hand a syrup made by mixing a cupful of sugar with a cupful of water, allowing this quantity to every two-quart can. Boil hard fifteen minutes, adding the juice of half a lemon for every two cups of sugar. Roll the cans in hot water before putting in the apples; fill at once with the boiling syrup, and set in a bake-pan of hot water, then in a good oven. When the syrup is again at the boiling point, seal immediately.

Larger apples may be put up in this way by coring and quartering. They are delicious eaten with cream.

Canned apple sauce

Cut up tart apples without paring, leaving out the cores. Put over the fire with a cupful of water in the bottom of a large kettle to prevent burning, and cook soft. Rub through a colander to get rid of the peel, reheat to the boiling point, add two tablespoonfuls of sugar to each pint of the sauce, stirring it over the fire; fill the jars to overflowing and seal while boiling-hot. It will keep well for years, and be most acceptable when apples are scarce.

Canned seckel pears

Peel the pears, dropping them into cold water as you do so, to prevent their turning dark. To every two quarts of fruit allow a quart of water and a half-pound of granulated sugar. Bring the sugar and water to a boil, and when bubbling lay the pears in this syrup. Boil until the fruit can be pierced with a straw. Pack the hot fruit in air-tight cans, fill to overflowing with the boiling syrup and seal.

Canned pears, unpeeled

Wash and core large, firm pears in cold water, put into a kettle, cover with cold water, and simmer gently until tender, but not until they begin to break or crumble. Remove from the fire and spread in pans to cool. Make a syrup of a pound of sugar to four pounds of the fruit and a quart of water, and boil for five minutes, then add the juice of two lemons. Pack the pears carefully into jars, fill the jars to overflowing with the scalding liquid, and seal.

Canned peaches

Peel, stone and halve the peaches, dropping them into cold water as you do so. Allow a cupful of sugar to four quarts of fruit. Pour a cupful of water into the bottom of a preserving kettle, put in a layer of peaches, sprinkle with sugar, add more peaches and more sugar until all the fruit is used. Bring slow

to a boil, and do not cook for more than fifteen minutes. Can and seal immediately, boiling-hot.

Canned plums

To six quarts of plums allow a cupful, each, of sugar and water. Wipe the plums and prick each with a needle. Put the sugar and water into a porcelain kettle, and lay the plums in this. Bring slowly to a boil and cook for five minutes. Put the plums into jars and fill these to overflowing with the boiling liquid. Seal at once.

Canned green gages

Prick each plum in two places with a darning-needle. To every pound of fruit allow a half-pound of sugar and a half cupful of water. Bring the sugar and water to a boil, lay the plums in this, and simmer for five minutes. Pack the plums in jars, fill with boiling syrup and seal.

Canned cherries

To every pound of washed and stemmed Morello cherries allow a half-pound of sugar. Put the sugar over the fire with enough water to dissolve it, and boil to a thin syrup. As the scum rises to the top of the liquid, remove it. Turn the cherries into the boiling liquid, and cook for five minutes. Remove the cherries from the kettle, pack into pint jars, fill with the boiling syrup, and fit on air-tight lids.

These cherries may be used in filling baked pastry-shells, and thus form delicious tarts.

Canned rhubarb

Rhubarb may be canned the same as cherries, cut in inch lengths without peeling; allow three-fourths of a pound of sugar to a pound of fruit. Scald quickly, fill jars and seal.

Canned raspberries (1)

To each quart of raspberries allow a half teacupful of water and a half-pound of granulated sugar. Cover the berries with the sugar, and let them stand for an hour. Put berries and sugar over the fire with the water, bring to a hard boil, then can.

Canned blackberries

Measure your berries and allow a heaping tablespoonful of sugar to each quart of fruit. Put the berries on alone, and bring slowly to the boiling point, and if there is any surplus juice, dip this out before adding the sugar. Boil the berries and sugar for fifteen minutes and can quickly, filling each can to overflowing.

Canned strawberries

Weigh the berries, and to every pound of fruit allow a quarter-pound of granulated sugar. Put sugar and berries in an earthen jar, and stand for an hour. Turn into a preserving-kettle, add a pinch of alum, and simmer slowly for fifteen minutes. Dip out the superfluous juice. Fill the jars to overflowing with the fruit, and seal immediately.

Canned raspberries (2)

Follow the last recipe in every particular.

Canned gooseberries

Make a syrup with one pound of white sugar to each pound of fruit, stew them till quite clear and until the syrup becomes thick, but do not let them be mashed. Do not cover the pan while stewing.

Canned quinces

Pare, and cut into quarters, dropping into cold water as you do this, to preserve the color. Weigh the fruit and allow three-

fourths as much sugar. Cook the quinces gently in boiling water until soft, skim out the fruit, add the sugar to this water, skim well and boil till clear. Return the quinces to the syrup till heated through, drain and put into jars. Boil the syrup ten minutes longer, strain it into the jars, fill to overflowing, and seal as usual.

CANNED VEGETABLES

Some housewives hold that when canned vegetables may be bought for the low price at which they now stand, it is mistaken economy to attempt to "put up" such articles at home. But there are two sides to this question. In the first place there are small country places where it is next to impossible to buy many kinds of canned vegetables, and the dwellers in such localities must, of necessity, do their own canning. A still greater consideration is the fact that vegetables preserved in tin cans are not as delicate in flavor as those put up in glass. Imported peas, beans, etc., may be purchased in glass jars, but these are so expensive as to be beyond the reach of the economical housewife. Let her then supply herself with a number of wide-mouthed glass jars with properly fitting rubber rings and tops, and she may snap her fingers at importers and domestic grocers.

Tomatoes, canned whole (No. 1)

This is a delicate process, but the result amply repays one for her pains.

Stew small tomatoes tender and squeeze from them every drop of juice. Strain this juice through a flannel jelly-bag, without squeezing the bag. Season, and set aside until needed. With a thin-bladed, sharp knife remove the cores from the center of large, firm, smooth tomatoes. Lay the tomatoes, side by side, in a deep bake-pan, and pour cold water around them until it covers them entirely. Set in a moderate oven where the contents will heat gradually, and cover closely. When the water begins to boil, the pan may be removed, and the tomatoes carefully taken up. Put

them very gently into large-mouthed quart jars. Bring the strained juice to a boil, skim well, fill the jars to overflowing with this, and screw on the tops.

These tomatoes may be stuffed and baked in the winter, and will be found to be as fine in flavor as the fresh vegetables. Tiny "egg tomatoes" may be canned in the same way, without removing the cores, and form a dainty garnish for such dishes as beef *à la jardinière*.

Tomatoes, canned whole (No. 2)

Select firm, ripe tomatoes; immerse in boiling water for a few minutes and slip off the skins. Have ready a large kettle of boiling water. Into this put enough tomatoes to fill just one jar. It takes about six tomatoes to fill a jar. Cover and allow them to remain eight minutes. Pack into a hot jar, fill up with boiling water and seal at once. They keep well and taste almost like fresh ones.

Canned stewed tomatoes

Scald the tomatoes and remove the skins, laying the vegetables in a colander, that the juice may drip away. Put into a porcelain-lined kettle and bring to a boil. Stew for fifteen minutes, pour off any superfluous liquor, season with salt, and pour the tomatoes, boiling-hot, into the cans. Seal immediately.

Canned corn

One of the most difficult vegetables to can is sweet corn, and I would advise the housewife not to run the risk of throwing time and labor away upon the attempt to preserve this vegetable. I, myself, have observed the utmost care in canning corn, only to find, after the lapse of a few weeks, that the vegetable had begun to ferment and was uneatable. It may, however, be safely canned with tomatoes, and thus prepared, makes a delicious scallop and a pleasant addition to vegetable soups and to stews.

Canned corn and tomatoes

Boil two dozen ears of ripe corn until the kernels are tender. Remove from the fire and, while still hot, cut the corn from the cob with a short knife. Peel two dozen ripe tomatoes, and chop into small bits. Mix the corn and tomatoes together, salt to taste, and put over the fire in a porcelain-lined kettle. Bring to a hard boil, cook for a minute and pour at once into quart jars. Seal immediately.

Potted corn

Boil the ears of corn for ten minutes after the boil begins. Remove from the water and cut all the kernels from the cobs. Put a layer of the corn in the bottom of a jar, and cover thickly with a layer of salt. Put in another stratum of corn, then more salt, until the jar is full—having the top layer of salt. Pour over all melted lard, and when this is cool, cover closely with paraffin-paper fitted over the top of the jar. Keep in a cool room until wanted. This corn must be soaked for six or eight hours before using. It will then be fresh and sweet.

Canned asparagus

Into an asparagus boiler put salted water, and when it boils hard lay the asparagus in it. Boil until tender, but not broken and soft. Lift out carefully, stand on end (with the tops up) in fruit-jars, fill the jars to overflowing with the boiling water, and seal immediately. Be sure that tops and rubbers are in good condition, and keep this delicate vegetable in a cool, dark, dry place.

Canned beets (No. 1)

Take early beets that have grown quickly, cook and peel as for immediate use, slice and pack in fruit jars. Be sure that rubbers and tops are in excellent order. Boil good cider vinegar that is not too strong, adding pepper and salt to taste, and a tablespoonful of sugar. While boiling, pour over the packed beets in the

jars, fill to overflowing, and immediately screw down the tops tight. Wrap in brown paper and put in a very dark place. They keep well, and are superior to beets bought later in the season.

Canned beets (No. 2)

Prepare the beets as for immediate use. Leave on two or three inches of top to prevent bleeding; also be very careful not to cut or break the skin. Boil, and when done (which should be done in one-half or three-quarters of an hour) pour off the hot water, and replace with cold. Let the beets cool in the water, so that you can handle them. While the beets are cooling, put into an agate or porcelain kettle enough vinegar for the quantity that you are preparing. Add two cupfuls of granulated sugar to a quart of the vinegar, with pepper and salt to taste. Slice the cool beets, put them into the hot vinegar, let them remain on the fire until heated through, then put into air-tight jars.

Canned string beans

Remove all the strings from both sides of the beans. Cut the beans into inch lengths and cover with water. Boil until tender, but not soft. Season with salt and pepper. Take the beans from the pot with a perforated spoon, and put them in jars standing in a pan of hot water. Boil up and skim the liquor remaining in the kettle, and fill the jars to the brims with this. Seal at once.

Canned lima beans

Shell, cook for fifteen minutes in boiling water slightly salted. Then proceed as with string beans.

“HANDY” HOUSEHOLD HINTS

Southern recipe for whitewash

Boil one pound of rice in five gallons of water until soft and broken. Strain and rub the rice through a colander back into the water, and while it is still boiling stir into it one peck of best lime, with a pound of salt. Boil up once and apply hot.

It makes a glossy and durable covering for wood and walls.

How to clean kid gloves

Lay them upon a folded towel and pull straight. Have ready several pieces of fine, soft old flannel. Dip one in skim-milk, rub upon sweet soap—or old castile—and wash the gloves, working toward the finger-tips. As soon as the flannel becomes soiled, throw it into warm water and soak, and take a clean bit. Go all over both sides of each glove in this way until the flannel brings away no more dirt. Wash off with clean flannel wrung out in the milk with no soap. Lay between the folds of a clean towel and leave until next day. The gloves will look unsightly enough, but put them on your hands and they will resume their original color, and, if the work has been done well, will look almost like new.

A rose jar (potpourri)

Gather rose petals when the roses are in their richest bloom, but not when the dew is on them, and pack in a jar in layers two inches deep, sprinkling about two tablespoonfuls of fine, dry salt upon each layer. Continue this until the jar is full, adding fresh petals and salt daily. Keep in a dark, dry cool place. A week

after the last relay is gathered turn out the salted petals upon a broad platter, mix and toss together until the mass is loosened. Then incorporate thoroughly with the formula given below ; pack in a clean jar, cover lightly and set away to "ripen." It will be ready for rose jars, etc., in a fortnight, and, if kept covered, will be good and fragrant for twenty years.

Formula—Violet powder, one-half ounce ; orris root, one ounce ; rose powder, one-half ounce ; heliotrope powder, one-half ounce ; mace, one-half teaspoonful ; cinnamon, one-quarter teaspoonful ; cloves, one-half teaspoonful ; oil of roses, four drops ; oil chiris, ten drops ; oil melissne, twenty drops ; oil eucalyptus, twenty drops ; bergamot, ten drops ; alcohol, two drachms.

A rose pillow

If you wish to fill a pillow with rose leaves alone, spread the petals in the shade, but on a sunny day, and dry thoroughly before stuffing the pillow. Then scatter a tablespoonful of powdered orris root among them, and sprinkle with ten drops of *real* attar of roses. The inferior qualities will not hold the fragrance. Make the inner cover of glazed cambric, the outer of silk or satin, decorated to suit your fancy.

Heat marks on tables

Hot plates frequently disfigure tables by leaving on them a cloudy, white stain. This could be avoided if a mat were always placed between the hot plate and the table. The same with hot water jugs, etc. To remove the heat stains rub on a few drops of sweet oil, and afterwards polish with spirits of wine and a soft cloth.

Or hold a hot iron a few inches above the spot until the wood regains color. Polish with a cloth wrung out in kerosene.

If the spot be small, surround it with a muffin-ring, and let the hot iron rest on it a moment. It will confine the heat and reach the hand.

Match marks

Marks that have been made on paint with matches can be removed by rubbing first, with a slice of lemon, then with whiting, and washing with soap and water.

Library paste

Wet up a cupful of best flour with cold water until you can stir it easily; have on the fire a generous pint of boiling water and add the flour paste, spoonful by spoonful, to it, stirring all the time. Should it thicken too much, add more boiling water. Cook thus for ten minutes. Take it off and beat in a teaspoonful of carbolic acid. When cold put it into a wide-mouthed bottle, through the cork of which a paste brush is thrust. If you dislike the odor of carbolic acid, use salicylic acid in the same quantity, and add ten drops of oil of cinnamon.

To remove the high-water mark from porcelain wash-bowls and bath-tubs

Wet a flannel cloth with kerosene oil and thoroughly rub the tub; wash with scalding water, pouring some washing-soda dissolved therein; dry thoroughly, and the tub will have a beautiful polish.

TO "TENDER" TOUGH MEAT**Beefsteak**

Hang it as long as it can be left with safety, washing over with vinegar every day. Take it down then, wipe with a clean, dry cloth, lay upon a dish and pour over it four or five spoonfuls of salad oil and the juice of a large lemon. Set in a cold place for several hours, turn it over and over, that it may soak up every drop of oil and lemon, and leave it for some hours longer. If it is for breakfast, do this over night. If for supper or a late dinner,

begin the preparation in the early morning. Ten or twelve hours are better than four or five.

When you are ready to cook the steak, hold it up for a minute to let the surplus oil drip from it, but do not wipe it. It will be more juicy for the oil bath. Broil quickly over clear coals, turning several times.

A tough roasting piece

Hang it in a cool cellar or meat safe up to the last point of prudence, washing it every day with vinegar. If you suspect a "high" odor, wash it with soda and water, rubbing every part of it with a clean whisk or brush; then go all over it with vinegar or lemon juice before setting it down to roast. Baste frequently.

SOME USEFUL THINGS WE THROW AWAY

Bread dust

Two or three times a week spread the accumulated scraps upon a tin plate, or in a baking-pan, and set in a moderate oven until perfectly dry. Soft or "soggy" bits are good for nothing and interfere with the work. If, by chance or intention, the bread is slightly browned, keep it apart from that which remains white. A glass jar for each kind is a good idea.

While the dried bits are still warm, lay upon a kneading-board and crush to powder with the rolling-pin. Do this thoroughly for the "dust," leaving no gritty particles. Keep in a closed jar in a dry place. It is invaluable for breading croquettes, fried fish, chops, etc. Roll the article to be breaded, first in beaten egg, then in the bread dust, to which have been added a little salt and pepper.

Dripping

Save fat odds and ends of cooked meats, and skim every particle of the congealed grease from the top of gravies, soups and liquor in which ham and other large pieces of meat are boiled.

Bring slowly to a gentle simmer over the fire, and strain, without rubbing, through a fine soup-sieve, or a bit of mosquito-netting. When firm it is better for frying than any fat you can buy, unless it be pure cottolene.

Mutton and lamb fat

Must be excluded from the "trying-out" pan. At its purest state it gives an unpleasant taste to anything cooked in it. Melt it in a saucepan; when hot, add a little boiling water with a pinch of salt to cause the dregs to settle; heat five minutes without boiling, strain, but do not stir or squeeze, into small molds, such as egg-cups. When hard you will have a better cosmetic than cold cream and an invaluable salve for chapped hands and lips.

Broken crackers

Spread upon a flat platter and leave in a moderate oven until dried, but not colored. Let them cool in a dry place; crush fine with the rolling-pin and keep in a glass jar for breading chops, croquettes, etc., and for scalloping oysters, meat and other of the many made dishes that add character and variety to every-day fare.

Bones of cooked meat

Not those left on the plates after meals. They are the lawful perquisites of fowls and dogs. Bones cleaned by the carver, or the wise housemother, in the preparation of minces and stews and salads, should be laid in a spare dish, cracked through, while fresh, and put over the fire with a quart of cold water for every pound of bones, a carrot, a turnip, two tomatoes, an onion, a stalk or so of celery, all cut into dice, and boiled slowly until reduced to half the original quantity of liquid. Cool in the pot, skim and strain, and you have a tolerable "stock," useful for a great number of dishes.

Rice water

Always boil rice in plenty of water. When the grains are soft, but not broken, drain in a colander over a bowl, and not into the

sink. Rice water contains more nourishment than the cooked cereal itself. Set aside for some hours and you have a jelly which will add value to your soup stock, or may be boiled down still further, sweetened slightly and flavored with rose-water or vanilla; lastly, left in the ice or in cold place to form in a mold. Eaten with sugar and cream, it is a pleasant dessert. Beaten into a plain custard it is even better. It can also be used for thickening white sauces or gravies.

Testing a broom

When buying a broom test it by pressing the edge against the floor. If the straws bristle out and bend, the broom is a poor one. They should remain in a solid, firm mass.

To clean brass

Clean it with pulverized pumice-stone, wet with household ammonia, applying this paste first, and polishing the brass when this has dried, using for this purpose chamois skin.

Wring out a flannel cloth in kerosene, rub upon Putz-Pomade, clean the brasses and polish with old linen.

To clean a white fur rug

First, beat out all the dust and hang in the wind for some hours. Then lay it on the floor of a room you seldom use and fill it with dried flour. Rub it into the rug as you would suds, rubbing between your hands, and working with your fingers down to the roots of the fur. Cover with a clean cloth and leave all night with the flour in it. Next day take out of doors, shake out the flour, hang on a line and whip on the wrong side until every particle of flour is dislodged.

Powdered chalk may be used instead of the flour, but if any is left in the rug the alkali may injure the fur.

A few things kerosene will do

For ants, saturate rags with kerosene, and hang or lay these near their runs, and they will quickly disappear.

Kerosene is a household necessity at cleaning-time. For cleaning painted and varnished woodwork, painted walls, varnished floors, bathtubs and marble washstands it is unsurpassed. For tubs and marble, apply with a woolen cloth, then wash with soap and water. For woodwork and walls use clean cloths, changing as soon as soiled. A few drops in the water when washing windows and mirrors will give them a beautiful polish.

To clean white silk

If one desires snowy whiteness, silk should never be allowed to become badly soiled; that is, so that the silk is yellowed. Dust the garment and wash in rather warm (not scalding hot) water with Ivory soap. Rinse well, the last water being quite blue. Hang up and allow to get just dry enough to press nicely with a warm iron. If this is followed out, I know that white silk will stay white. Care must be taken with the blue water not to have it too blue, and yet blue enough to help the silk retain the "new" shade.

Should silk merely need sponging no iron should touch the surface. If rolled while damp on a broomstick, it will dry in a day or so. When there are grease spots, apply the time-honored remedy, powdered magnesia, to the wrong side under a cold pressure; then, after some hours, rub off, and if not wholly cleansed, apply again.

To clean yellow lace

If you desire to keep the lace yellow, pour enough gasoline into an earthen crock to cover the lace, shake it about in the liquid, rubbing soiled spots gently between your hands; immerse it fully in the liquid, cover the crock and leave the lace in the gasoline for five or six hours. Squeeze and shake it then, and leave it in the open air. When quite dry lay it on a clean cloth, spread over a board or table, and dampen slightly. Pull into shape with your fingers while it is damp. If the lace be wide, baste it to a thick, dampened cloth, setting a stitch in every scallop and figure. Cover with a thin, damp cloth, and press with a warm iron.

To clean Battenberg embroidery

First make a suds of warm water (not hot) with a bland, white soap; wash the pieces, and if very much soiled, rub a little soap on the Battenberg on the wrong side, then rinse thoroughly, but do not blue. Wring out, put between two folds of soft cloth and pat with the hands. Hang in a shady place for a while to take most of the moisture out.

Spread a sheet on the floor and take your pieces, one at a time. First, pin the linen from the corners, as you would a curtain, where the Battenberg joins the linen. When you have the linen perfectly smooth, begin on lace, and pull out well so as to get the same shape as when new; put plenty of pins in, so that the edges will be well shaped. This will take you a little longer than if ironed, but the iron takes all color out of embroidery, and it never does Battenberg well. When you have your piece all pinned down, take your fingers and smooth down the flowers while wet; they will look like new.

To clean black lace

If it be real lace you can treat it at home with reasonable hope of success.

Boil a black kid glove in a quart of water until you have reduced the liquid by one-third. Squeeze the glove and throw it away. When you can bear your hand comfortably in the water dip and shake the lace in it up and down a dozen times. Shake off the wet and squeeze the lace in a soft towel. Do not wring it. While wet, begin to pull the lace straight with the tips of your fingers, getting every mesh and bit of the edge into the right shape. It must be in order and still damp when laid upon the ironing-cloth. Spread a piece of old cambric or linen, or, better still, a piece of clean tissue paper over it, and iron on the right side; then, and harder, on the wrong, to bring out the pattern.

Hang in the sun or in any hot, dry place to dry quickly. Roll upon a card or a thin board to preserve the smoothness.

To dry-clean white lace

Wash in flour. Rub the flour in as you would soap; let the lace lie for some time and then shake it out. If it be not quite clean, repeat the process, which will make it look like new.

To get rid of bed-bugs

To get rid of "red rovers" (or bed-bugs) simply apply a good, thick coat of varnish to all lurking places.

OR

Get a clean oil-can, fill it with gasoline and inject into all cracks and crannies where they can possibly hide. Shut the room up for some hours to give the gasoline a fair chance to do its work.

To get rid of rats and mice

Smear the entrance of their holes with liquid tar, and spray the holes as far as a bellows will carry it with powdered, unslaked lime;

OR

After the holes are located, fill them deeply with absorbent cotton; moisten with formaldehyde; the holes are then quickly cemented with plaster of paris. Then let the neighbors do the worrying.

For mange in cats

Mix vaseline with a drop of two or diluted carbolic acid, as put up in the drug stores as an antiseptic and healing salve. A very little placed on the affected part and a clean linen rag tied around it will heal the skin and cause a new growth of fur.

To draw thread in linen

To draw thread for hem-stitching make a good lather of soap and water, and brush this over the linen where threads are to be

drawn, using a shaving or other soft brush. Let it dry, and they will pull quite easily.

To clean decanters

Never use shot, for there is danger of its causing lead poisoning. Instead, try the effect of a little soapy water and some fine sand. Shake the decanter till the glass is clean and then rinse with fresh water, finally with alcohol.

To clean hardwood furniture

Make a solution of two heaping tablespoonfuls of sal soda to a quart of warm water, put it on with a tooth-brush well soaped, the place being immediately rinsed with cold water and dried with a soft cloth.

Afterward the wood should be rubbed with a mixture of two-thirds raw oil and one-third turpentine with a little salt.

The secret of success lies in cleaning only a small piece at a time and in doing the work rapidly.

Cement for lining an aquarium

Take white lead, such as you buy in a keg, thicken with as little of the oil as possible, and mix some dry red lead with it. Put in just enough burnt umber to make it the color of black walnut, a little Japan drier and a very little varnish. Paint the edges of the glass and let it dry, or this will not stick. After cementing the aquarium, let it stand two weeks to harden before putting water in it.

Washing fluid for removing stains

You can take all the red laundry marks out of a linen by using the following washing fluid. It will also take rust, ink and mildew out without leaving a trace:

Five pounds washing-soda, one gallon of cold water, put to a boil. While boiling add one pound of chloride of lime and stir well; set aside to settle; strain through a cloth and cork up in a

jug. Put your soiled clothes in ten quarts of water, or enough to cover them, with two handfuls of chipped soap and one pint of the jugged fluid. Let them boil, raising them up once in a while with the clothes-stick. If the marks do not disappear, add a little more of the fluid, but not too much, or it will eat into the clothes.

To kill an evil odor

Dried orange-peel, allowed to smolder on a piece of red-hot iron, or on an old shovel, will kill any bad odor in a room and leave a fragrant one behind.

To clean oil paintings

Cut a raw potato in half, rub quickly over the surface of an oil painting, after which polish with a silk handkerchief to remove dust or dirt.

To keep leather from cracking

Add a drop or two of neat's-foot oil to the shoe-blackening to prevent the leather from cracking. It is also fine to use on damp boots or shoes.

How to keep palms

If you want your palms to thrive in an ordinary sitting-room, sponge the leaves once a week with lukewarm water, to which a little milk has been added. Then stand the plant for two hours in lukewarm water deep enough to completely cover the pot. This is the proper way to water palms.

One way to remove iron rust

One method of taking iron mold out of linen is to hold the spots over a pitcher of boiling water and rub them with the juice of sorrel and salt, and then, when the cloth is thoroughly wet, to dip it quickly in lye and wash at once.

To clean a light cloth gown

Lay the gown on a table, spread out smoothly and cover with powdered fuller's earth shaken through a sieve. Hang, without shaking, in a dark closet for twenty-four hours; then shake and brush in the open air.

To get rid of plant-lice

Put the plants into a closet from which you have cleared everything else, and set on the floor a pan containing refuse broken tobacco. Light the tobacco, and shut the closet up for five or six hours. Soak the earth in the pots with tobacco tea, made by pouring boiling water upon the tobacco stems and letting it cool. You can brush up the tiny insects by the hundred. To make sure they will not come to life, burn all you sweep up.

To take dry ink out of a carpet

Rub into the spot as much thick buttermilk, made into a paste with table salt, as the place will hold. This may tone down the inkiness. Cover the wet paste with paper to exclude light and dust, and leave it alone for six hours. Wash, then, with household ammonia and warm water; rub dry, and make a second application of salt and buttermilk, covering as before.

To get rid of the smell of paint

To remove the smell of paint from a room leave in it over night a pail of water with three or four sliced raw onions in it. Shut the door, and in the morning the paint smell will have gone, the onions and water absorbing it.

To clean gold thread

Tarnished gold embroidery may be cleansed by dipping a brush in pulverized burnt alum, then brushing the embroidery thoroughly.

To polish patent leather

To polish patent leather remove every particle of dust, and apply a mixture of one part linseed oil to two parts cream. It should be well mixed and applied with a flannel. Rub the leather well with a soft, dry cloth.

To clean linoleum

If the linoleum be wiped first with a cloth dipped in warm water, and wrung as dry as possible, then wiped over with skimmed milk once a week, the colors will be lightened, and the varnish, which protects the colors, will be longer preserved. Soften obstinate spots with a little linseed oil. If the whole floor is treated once a month with linseed oil, using as little as possible, and rubbing all superfluous oil off, it will wear longer and the color will be brighter. If the varnish is entirely removed in any part, a mixture of one part lac varnish and three parts oil will restore it.

To renew cane-seat chairs

Cane chair seats that have sagged may be tightened by washing in *hot* soapsuds and leaving to dry in the open air.

How to keep patent-leather shoes

Put them on, and as soon as they are warmed by the natural heat of the foot, rub with the palm of the hand until you are sensible that the moisture of the skin is lubricating the leather. Five minutes spent in this way whenever you wear the shoes will keep them in good order. About once a week put three drops of neat's-foot oil into your hand, hold it until blood-warm, and rub it thoroughly into the leather. Cold weather induces cracking in patent leather. Gentle warmth prevents it.

To clean russet shoes

Russet shoes may be kept clean and bright by rubbing them with a slice of banana and polishing with a cloth.

To clean black cloth

Use warm water and alcohol in the proportion of about one or two tablespoonfuls of alcohol to a pint of water; goods sponged with it and pressed will look like new. Alcohol is not harmful to any goods, but ammonia will leave certain colors streaked unless evenly distributed. Alcohol is excellent for cleaning and brightening jet trimming.

To remove grease spots from cloth

Get at the back of the spots; *i. e.*, the wrong side of the stuff, and rub into each spot as much powdered French chalk as it will hold. Leave it all night. Then lay soft blotting or tissue paper over the chalk and press with a warm iron, changing the paper as the grease "draws" through. Brush out the chalk, and the spot should have disappeared, unless a trace remains on the right side of something, which is not grease, but adherent dust. Sponge this with household ammonia.

To take out mildew

Make a thick paste of table salt and buttermilk, and cover the mildew with it. Lay in the hot sun for a day, renewing the paste at the end of four hours. If obstinate, repeat next day. Should a trace of the stain remain, cyanide of potassium will eradicate it. Moisten the spot with water, rub in the powder and lay in the sun for four hours, moistening the place twice in this time. Then wash at once with pure water. You can get the cyanide of potassium from the drug store. It is a deadly poison, if taken internally.

How to dry-clean a lace curtain

Pin a sheet snugly to the carpet, and pin the curtain smoothly to the sheet. Go all over it with flour you have dried in the oven, rubbing it into the lace with what is known as a "complexion brush" until the whole surface is coated and the curtain will hold no more. Throw a sheet over all and leave for twenty-four hours. At the end of this time unpin the curtain, lift carefully, shake out the flour and hang in the outer air and sunshine (the day must be dry) to let the flour blow out of it. Lastly, lay it upon the ironing-table, wrong side up, cover with clean cheese-cloth, or thin muslin slightly dampened, and press firmly with a warm, not a hot, iron.

Powdered starch may be used instead of flour. Curtains treated carefully in this way will look almost as fresh as when new.

A trio of useful hints

Perfumed olive oil sprinkled on library shelves will prevent mold on books.

Mud stains can be removed from black cloth by rubbing them with a raw potato.

The juice of a raw onion applied to the sting of an insect will remove the poison.

How to add to one's stature

If you will take simple stretching exercises two or three times a day for a year your height will increase. Rising on toes and stretching the tips of the fingers as far toward the ceiling as they will go, and sweeping hands over front, touching tips of fingers or palm of hand to floor, keeping both knees straight, are excellent exercises if one would grow.

A skin tonic

A bag made of cheese-cloth, doubled and filled with bran, a teaspoonful of orris root and a half cake of Castile soap, chopped

fine, makes an excellent skin tonic for the bath. After using it for several weeks the skin will be smooth, firm and white.

How to care for the hands

When the hands are stained by fruit or vegetables, remove the stains before the hands come in contact with soap or soapy water. Remove the stains with an acid, such as lemon, vinegar or sour milk, then wash in clear water.

When using soap and water for any purpose, rinse off all the soap before wiping the hands. Always wipe the hands perfectly dry. Do not change soaps if you can avoid it, and always use a good soap.

To soften and whiten the hands

Use some sort of cream on them at night, then powder them and put them in loose gloves kept for this purpose.

Habitual use of Holmes' Fragrant Frostilla will keep the hands smooth, white, and prevent chapping in the winter.

To keep piano keys clean and white

Dampen a piece of muslin with alcohol, and with it rub the keys. If this does not remove the stains, use a piece of cotton flannel wet with cologne water. The keys can also be bleached white by laying over the keys cotton flannel cloths that have been saturated with a solution of oxalic acid.

A washing compound

Shave a pound bar of good, common laundry soap; put it into a kettle holding about six or eight quarts. Add two quarts of water to the soap, and boil until all of it is dissolved. Take it to the dooryard, or on the porch outside of the house in the open air, and add one-half pint of gasoline before the soap cools off. It will immediately foam and boil up until the kettle is full. Let it stand until it has cooled off somewhat.

The clothes should be soaked first in lukewarm water, or even

cold water, wrung out and put into suds made of this compound and quite hot water, then rubbed as usual; or it can be used in the washing-machine. Some may also be put in the boiler without the least danger.

It softens the water and loosens dirt, and the clothes keep white. It does not injure colored goods any more than the laundry soap by itself would.

As usual, in using gasoline, be sure to take proper precautions about mixing it anywhere near fire.

Starch for black lawns, etc.

Boil two quarts of wheat bran in six quarts of water for half an hour. Let it get cold, then strain. You will need neither soap nor starch if you use this. If thick, add cold water. This preparation will both cleanse and stiffen.

Whitewash that will not rub off

Dissolve glue in hot water and add in the proportion of a pint of this water to four gallons of whitewash; or dissolve an ounce of gum arabic in a pint of boiling water and stir in, observing the same proportions. Before applying this or any other wash, scrape the wall clean and smooth. Do not leave any of the old on.

How to clean a straw hat

Go all over it with damp corn-meal, rubbing it in well. Next apply dry meal, work thoroughly into the straw and leave it on for some hours. Brush out the meal and wash freely with peroxide of hydrogen. Let it dry in the shade.

The care of hardwood floors

The daily care of the hardwood floor is very simple. A room that is much used must first be swept with a soft-haired brush, then wipe with a long-handled dust-mop or with a cotton flannel bag put over a broom. If there are spots on the floor they should

be rubbed with a flannel cloth. If this does not remove them, clean with a little turpentine on a piece of cloth. The floor should be thoroughly cleaned and polished twice a year. If any water should get spilled on them it must be wiped up at once. Any liquid spilled on a waxed floor will produce a stain if left to dry, which can only be removed by hard rubbing and the encaustic.

A good floor polish

Melt not quite half a pound of beeswax and pour it into a quart of turpentine, then add five cents worth of ammonia. Put it in a tin pail and set it in another vessel containing hot water, and leave it on the back part of the stove to heat. Keep warm while using, for it goes on better. Apply with a flannel cloth, and polish with a piece of Brussels carpet.

To clean hairbrushes

Put a tablespoonful of ammonia into a basin of tepid water and dip the brushes up and down in it until they are clean. Dry with the bristles down, and they will be like new.

To wash blankets

Pour into a tub half a pint of household ammonia and lay a blanket over it; cover immediately with lukewarm water. This sends the fumes of the ammonia through the blanket and loosens the dirt. The blanket should then be stirred about with a stick and pressed until all the dirt seems to be in the water, then rinse in a tub of clear water of the same temperature as the first, run lightly through a wringer and hang out to dry.

To keep tinware from rusting

If the tinware is new rub over carefully with fresh lard and heat thoroughly before it is used.

How to clean marble

To two parts of common baking-soda add one of pumice-stone and one of fine salt. Sift the mixture through a sieve and mix it with water, then rub it well all over the marble and the stains will all be removed. Wash with a strong solution of salt and water, rinse with clear water and wipe dry.

To remove old tea and coffee stains

Wet the stains with cold water, cover with glycerine and let stand for two or three hours, then wash in cold water and soap. Repeat if necessary.

To wash windows and mirrors

A little turpentine dissolved in warm water is the best thing with which to wash windows and mirrors. A little alcohol will also do wonders in brightening glass.

To remove grass stain

Cover the stain with common cooking molasses and let stand for two or three hours. Wash in lukewarm water. Repeat the process if necessary.

To take out machine grease

Cold water, ammonia and soap will take out machine grease where other things would fail on account of making the colors run.

What to do till the doctor comes

Croup: Hot fomentations, flannels wrung out of boiling water, should be applied to the throat, and, if necessary, a warm bath given. Give a teaspoonful of wine of ipecac, or the same quantity, of powdered alum stirred into syrup, molasses or honey. Some-

times a few drops of kerosene on brown sugar will relieve the tightness.

Whooping cough: Steaming the throat with thirty drops of pure carbolic acid in two and one-half pints of boiling water is said to be an excellent remedy. A half teaspoonful of kerosene will often relieve the paroxysms of coughing when nothing else will do it.

Antidotes for poisons

For laudanum, morphine and opium: First give a strong emetic of mustard and water, then very strong coffee and acid drinks; dash cold water on the head, and keep in constant motion.

For arsenic: Give, just as quickly as possible, an emetic of mustard and salt, a tablespoonful of each in a cupful of warm water; then follow with sweet-oil, warmed butter, or milk. You may also use the white of an egg in half a cupful of milk or lime water. Get a doctor as soon as possible.

For ammonia: Give lemon juice or vinegar.

For acids: Give magnesia, soda, or soap dissolved in water every two minutes; then use the stomach-pump, or an emetic.

For belladonna: Give an emetic of mustard, salt and water; then drink plenty of vinegar and water, or lemonade.

For "white lead" and "sugar of lead": Give an emetic, then follow with castor oil, epsom salts or some other good cathartic.

HOW TO BUILD A FIRE

Before attempting to use a range (or stove) one should know something about its construction, and the appliances that are afforded for its regulation. An ordinary cooking range is supplied with *dampers*, *drafts* and *checks* to regulate the direction and intensity of the heat.

When the range is clean and cold examine it carefully. A lever will be found (often directly above the oven door) which when pulled out or pushed in (or turned to right or left) will allow the

heat and the smoke to go *directly* into the chimney flue, or through the range and around the oven *indirectly* into the flue. Well down *below* the fire-box is the *draft* (a door), which when open allows the outside (cold) air to rush in and force the fire to burn more rapidly. Above the fire-box, near the top of the stove, are the *checks* (a door with slides) that allow the outside (cold) air to come in *above* the burning fuel, and depress its combustion.

It is readily seen when the smoke *damper* and the *draft* are open, with the *checks* closed, that the greatest intensity of heat and the most rapid combustion are obtained. In this way the top part of the stove directly over the fire-box may be heated quickly and intensely. When an emergency arises this is the quickest way to boil the water in the kettle or to cook immediately on the top of the stove. However, the tax on fuel is excessive and wasteful when the *damper* and *drafts* both are open. When *damper* and *drafts* are closed and the *check* open, the fire burns most slowly and the heat radiated is least intense.

A wood fire

When ready to lay the fuel and build the fire in a cold stove, be sure that the fire-box and ash-pits are clean and free from ashes and clinkers. Then open the *damper* and the *drafts* and close the *checks*. The fuel should always be put in from the top after removing the lids over the fire-box. Place the paper, slightly crumpled (never a number of sheets flat together), on the grating in the bottom of the fire-box. Lay the kindling on the paper loosely with the sticks across one another so that air may circulate freely between them. Place stove wood on the kindling in the same manner. Light the paper from below after replacing the lids on the stove. When the fire is burning freely close *damper* and *drafts*.

A quick wood fire

When a quick wood fire is required for only a few moments' use, lay the fuel as usual, except to use about one-third the amount of paper and kindling and only two or three sticks of

stove wood. Build the fire well back in the fire-box next to the oven, with the smoke *dampers* and *drafts* wide open. The draft is much stronger in the back of the fire-box and the fire therefore burns more readily.

A hard-coal fire

If hard coal (anthracite) is to be used, wait until the wood is burning well and then cover with a thin layer of coal. As soon as this is thoroughly ignited put in more coal and close the *dampers* into the chimney flue. The fire-box should never be filled more than two-thirds full.

A soft-coal fire

A soft-coal fire is laid in the same way, except that this fuel requires less kindling and ignites more readily than anthracite. The stove wood may be omitted if the kindling is of good size. In using bituminous (soft) coals the flues need cleaning oftener; but in any case these should be kept free from soot. Especially the flues around the oven should be cleaned once in ten days. If neglected the oven does not bake well, becomes too hot or will not heat at the bottom, and causes much annoyance.

Kerosene and other explosive oils should not be used to kindle the fire. When the stove wood or kindling is damp, patience and an extra supply of paper will be more effectual and less dangerous.

Bricks for kindling

Common building bricks, that can be obtained from any mason, make a good substitute for kindling wood. Put half a dozen into a covered tin slop pail in the corner of a closet in a box, where there is no danger of fire, and keep them well covered with kerosene. All that you have to do to start the morning fire is to lay a brick thus soaked in grate or stove or upon the hearth, pile other fuel upon it and apply a match. The brick will burn well for forty minutes. If it is in the way, remove it then. The same brick may be used for months.

FINAL FAMILIAR TALK

EMERGENCIES, BROKEN CHINA, AND— “IN CASE OF”—

A READY command of expedients is the hall-mark of the canny housekeeper. The ability to snatch safety from apparent ruin, like a brand from the burning, is a faculty with some. It may be acquired by many, if not all. The experienced housemother is slow to believe in the possibility of irreparable disaster. There is no such word as “defeat” in her dictionary. Absolute success is not always to be had, but there are grades of success in cookery, as in political preferment. When Mrs. Faintheart sits down to weep over spilt milk, Mrs. Resolute bethinks her of something that will take the place of the milk.

She reminds herself also that milk is greasy, and the spot not easily removed if it is allowed to soak into the silk, woolen or other unwashable fabric. By the time the milky-way spreads itself over carpet or gown she has a soft brush, warm water and household ammonia in hand, sponges, scrubs and rinses—this last with warm, clear water—then rubs dry with a soft linen cloth.

In case of a broken ink-bottle, or upset inkstand upon a carpet, wash immediately with skim-milk, using a clean sponge. Soak the ink and the milk up together, squeezing the sponge hard each time. When the ink disappears, cleanse the sponge well and wash the place again with warm water and ammonia. Lastly, scrub with a clean, stiff brush dipped in warm water and ammonia, following the threads of the carpet. If these directions are obeyed faithfully the carpet will be brighter than before the accident.

In case of claret or fruit stains upon table-cloth or napkin hold the stained part tightly over a bowl and pour boiling water through it for three or four minutes, using clean water every time.

In case of mildewed linen, rub together equal parts of white soap (old Castile is best) and powdered starch. Make a soft paste of these with lemon juice, and coat the mildew on both sides of the linen thickly with the paste. Lay in the hot sun for several hours, wetting the paste well with lemon juice every hour. Wash off the coating with clear water, and if any sign of the mildew remains renew the application.

In case of ants in cupboard or refrigerator, scour the shelves well with hot water and borax. Dry in the sun if the shelves are portable, then sprinkle thickly with dry borax. It is odorless and harmless, and may be used freely.

In case of soured dough, stir an even teaspoonful of bicarbonate of soda, better known as baking-soda, into a cupful of warm water; turn the over-risen dough upon a board and work in the soda-water, gradually, until all is absorbed. If the dough is so soft that it runs, add a little sifted flour as you go on. Knead thoroughly and set for the last rising, taking care this is not in a hot place. I have seen an apparently hopeless batch of dough redeemed in this way.

In case of meat that has a "close" smell, yet is not actually tainted, wash well in soda and water, rubbing it well into every crack and line; wash off with fresh iced water; leave in salted iced water for half an hour, wash again with fresh, wipe quickly until perfectly dry, and cook at once.

In case of boiling milk more than eight hours old in summer, or twelve in winter, drop in a bit of baking-soda the size of a pea for each quart when you put the milk over the fire. I have boiled cream in this way without curdling it. Bear in mind that the first stage of decomposition is acid, and treat suspected food with soda as the most convenient and harmless of alkalies.

In case of curdled mayonnaise, whip the yolk of a fresh egg smooth and thick and stir into the curdled dressing.

Nothing brings me more closely in touch with my sister house-mother than the request, "Will you tell me what to do in case of"—let the exigency be a shattered hope, an aching heart, a hankering after a mission, or broken china.

The dismay of the housewife over the destruction of her brittle

treasures dates far back of the poetical precision who makes her ability to be "mistress of herself though china fall," the test of breeding. I suspect, if the truth were known, we should learn that the potsherd, picked up from the ash-heap by hapless, skin-smitten Job, marked an evil day in the calendar of his shrewish wife and the unlucky servant through whose carelessness pot, or cup, or platter came to grief. Furthermore, that the broken utensil belonged to a set that could not be matched in any china-shop in the length and breadth of Uz.

I read, yesterday, in one of the "Be-thrifty-and-you-will-be-prosperous" essays, that are as rusty needles in the thick of the thumb of the woman of experience, an anecdote of a notable manager who still uses the same "snow-drop figure" napery affected by her mother and her grandmother before her, and the same pattern of china and cut-glass that set forth their tables. Hence—the hateful "Hence" that breaks off the needle-point in the flesh!—"she has no difficulty in matching worn-out and fractured articles of household use." Queen Victoria had a similar fad. When the chair and sofas of Windsor got shabby they were spirited away, one by one, without her knowledge (presumably), and recovered with stuff of the same design and color, artistically dimmed and frayed so as to resemble the old exactly. Queens can afford to have expensive and almost impossible whims. The drawback to imitation of Mrs. Guelph's and Mrs. Notable's sentimental economics is that crockery, glass and linen merchants do not carry dead stock. When a pattern becomes unfashionable it disappears from the market. The moral and exasperating "Hence" should have a corollary in the shape of a card, telling us where Mrs. Notable finds benevolent tradesmen who replenish her stores with snow-drop damask and fifty-year-old designs in "fragiles."

A friend writes to me of the death of her colored butler, after twenty-three years' service in her family.

"He was not particularly bright or brisk," she says, "and had some grave faults. But he did not break or chip one piece of glass or china while he was with us. Do you wonder that we mourn him?"

Considered as a means of grace and of daily discipline in the fine order of breeding indicated by our poet, our waitress—whatever her race, age, or previous condition of sovereignty—leaves little to the liveliest imagination. She “blazes” her trail through our households by nicks, cracks, breaks and “crazed” glazing.

There is a hill near Rome composed entirely of broken pottery. The modern housekeeper does not enter into the social speculations of archaeologists as to its origin and history. Women loved china in those older days as fondly as we love it. Perhaps—for it was an age of idols, many and curious—they set it among their household goods. At any rate, when it was shattered, they gave it decent burial. If the dust-heaps and ash-barrels of Christian America were made to give up the like relics deposited in guilty haste and secrecy within their unhallowed depths the woeful pile would dwarf the Tower of Babel by comparison, and represent as many tears as any national cemetery.

In view of the frail constitution of our well-beloved china, we ought not to set our hearts upon it any more than we ought to love our babies, whose tenure upon life is more slight than spider's silk. One and all, we *do* set our affections, and feast our eyes, and pamper our souls' desires upon the adornments of buffet and china-closet. Tea, coffee and chocolate are more delicious when sipped from Sevres and Limoges; our sensitive finger-tips recoil from the blunt edges of pressed glass. To set stone china and thick tumblers before tired and hungry John would insult one who deserves the best of everything.

Since, then, we must, in justice to him and to ourselves, have fine china and glass, and our waitress's tumultuous voyagings among them will strew back yards and vacant lots with the worthless flotsam and jetsam of what was dear and precious, what shall be done? To the housekeeper whose time has not a prohibitive monetary value, my advice is simple and direct: *Have choice china—the choicest you can afford—and take care of it yourself.*

SOME CULINARY TERMS

- Aspic**—Meat jelly.
- "Au Gratin"**—Dishes covered with crumbs and browned.
- "Au Naturel"**—Plain, simple. Potatoes cooked in their jackets are "au naturel."
- "Barbecue"**—To roast any animal whole, usually in the open air.
- "Bisque"**—Soups made thick with mince and crumbs.
- "Blanch"**—To parboil, to scald vegetables, nuts, etc., in order to remove the skin.
- "Blanquette"**—Any white meat warmed in a white sauce, thickened with eggs.
- "Bouillon"**—A clear broth.
- "Bouquet"**—A sprig of each of the herbs used in seasoning, rolled up in a spray of parsley and tied securely.
- "Café au lait"**—Coffee boiled with milk.
- "Café noir"**—Black coffee.
- "Camembert"**—A brand of fancy cheese.
- "Canapé"**—Usually toast with cheese or potted meat spread upon it. Sometimes made of pastry.
- "Cannelon"**—Meat stuffed, rolled up and roasted or braised.
- "Capers"**—Unopened buds of a low trailing shrub grown in southern Europe. Pickled and used in sauces.
- "Capon"**—A chicken castrated for the sake of improving the quality of the flesh.
- "Caramel"**—A syrup of burnt sugar, used for flavoring custards, etc., and for coloring soups.
- "Casserole"**—A covered dish in which meat is cooked; sometimes applied to forms of pastry, rice or macaroni filled with meat.

"Champignons"—French mushrooms.

"Charlotte"—A preparation of cream or fruit, formed in a mold, lined with fruit or cake.

"Chervil"—The leaf of a European plant used as a salad.

"Chillies"—Red peppers.

"Chives"—An herb allied to the onion family.

"Chutney"—A hot acid sauce made from apples, raisins, tomatoes, cayenne, ginger, garlic, shalots, lemons, vinegar, salt and sugar.

"Comfitures"—Preserves.

"Compote"—Fruit stewed in syrup.

"Consommé"—Clear soup.

"Cream sugar and butter"—Is to rub the sugar into the butter until they are well incorporated, then beat light and smooth.

"Creole, A la"—With tomatoes.

"Croquettes"—A savory mince of meat, or fowl, or fish, or mashed potatoes, rice or other vegetables, made into shapes and fried in deep fat.

"Croustade"—A kind of patty made of bread or prepared rice.

"Croutons"—Bread dice fried.

"Crumpet"—Raised muffins baked on a griddle.

"Curries"—Stews of meat or fish, seasoned with curry powder and served with rice.

"De Brie"—A brand of fancy cheese.

"Demitasse"—A small cup; term usually applied to after-dinner coffee.

"Deviled"—Seasoned hotly.

"Eclair"—Pastry or cake filled with cream.

"En Coquille"—Served in shells.

"Endive"—A plant of the composite family used as a salad.

"Entrées"—Small made dishes served between courses at dinner.

"Entremets"—Second course side dishes, including vegetables, eggs and sweets.

"Farcie"—Stuffed.

"Fillets"—Long thin pieces of meat or fish, generally rolled; tied.

- "Fines herbes"—Minced parsley, etc.
- "Finnan Haddock"—Haddock smoked and dried.
- "Fondant"—Melting. Boiled sugar, the basis of French candy.
- "Fondu"—A preparation of melted cheese.
- "French dressing"—A simple salad dressing of oil, vinegar, salt, pepper, and sometimes mustard.
- "Galantine"—Meat, boned, stuffed, rolled and boiled, always served cold.
- "Glacé"—Iced.
- "Glaze"—Stock boiled down to a thin paste.
- "Grilled"—Broiled.
- "Gruyère"—A brand of fancy cheese.
- "Hors d'œuvres"—Relishes.
- "Jardinière"—A mixed preparation of vegetables stewed in their own sauce; a garnish of vegetables.
- "Julienne"—A clear soup with shredded vegetables.
- "Koumiss"—Milk fermented with yeast.
- "Lardoon"—The piece of salt pork used in larding.
- "Lentils"—A variety of the bean tribe used in soups, etc.
- "Marrons"—Chestnuts.
- "Mayonnaise"—A salad dressing made of oil, the yolks of eggs, vinegar or lemon juice, salt and cayenne.
- "Menu"—Bill-of-fare.
- "Meringue"—The white of eggs whipped to a standing froth with powdered sugar.
- "Mousse"—Ice cream made from whipped cream.
- "Noodles"—Dough, cut into strips or other shapes, dried and then dropped into soup.
- "Nougat"—Almond candy.
- "Paprika"—Hungarian sweet red pepper.
- "Pâté"—Some preparation of pastry, usually a small pie. Hence "patty-pans."
- "Pâté de foie gras"—Small pie filled with fat goose liver.
- "Pièce de résistance"—Principal dish at a meal.
- "Pilau"—East Indian or Turkish dish of meat and rice.
- "Pimento"—Jamaica pepper.

"Pimolas"—Small olives stuffed with pimento—*i. e.*, sweet red pepper.

"Piquante"—Sharply flavored, as "sauce piquante," a highly seasoned sauce.

"Pistachio"—A pale greenish nut resembling the almond.

"Polenta"—An Italian mush made of Indian meal, or of ground chestnuts.

"Potage"—A family soup.

"Potpourri"—A highly seasoned stew of divers materials—meat, spices, vegetables and the like; a Spanish dish.

"Purée"—Vegetables or cereals cooked and rubbed through a sieve to make a thick soup.

"Ragout"—Stewed meat in rich gravy.

"Ramakins"—A preparation of cheese and puff paste or toast, baked or browned.

"Rechauffé"—Anything warmed over.

"Rissoles"—Minced meat, made into rolls covered with pastry or rice, and fried.

"Rissotto"—Rice and cheese cooked together; an Italian dish.

"Roquefort"—A brand of fancy cheese.

"Rôti"—Roasted.

"Roulade"—Meat stuffed, skewered into a roll and cooked.

"Roux"—Butter and flour cooked together and stirred in a smooth cream. A white roux is made with uncooked flour; a brown, with flour that has been browned by stirring it upon a tin plate over the fire.

"Salmi"—A warmed-over dish of game, well seasoned.

"Sauté"—To fry lightly in hot fat or butter, not deep enough to cover the thing cooked.

"Scalpon"—A mince of poultry, ham, and other meats used for entrées, or it may be a mixture of fruits in a flavored syrup.

"Scones"—Scotch cakes of flour and meal.

"Shalot"—A variety of onion.

"Sorbet"—Frozen punch.

"Soubise"—A sort of onion sauce eaten with meat.

"Soufflé"—A "trifle" pudding, beaten almost as light as fro then baked quickly.

“Stock”—The essence extracted from meat.

“Supreme”—White cream gravy made of chicken.

“Tarragon”—An herb the leaves of which are used for seasoning and in flavoring vinegar.

“Tartare”—As a “sauce tartare”—tart, acid.

“Timbale”—A small pie or pudding baked in a mold and turned out while hot.

“To braise meat”—Cook in a covered pan in the oven with stock, minced vegetables, and peas, beans, etc., whole, and with savory herbs.

“To Marinate”—To cover with lemon juice or vinegar and oil, or with spiced vinegar.

“Truffles”—A species of fungi growing in clusters some inches below the surface of the ground. Used in seasoning and for a garnish.

“Tutti-frutti”—A mixture of fruits.

“Veloute”—A smooth white sauce.

“Vol-au-vent”—Light puff pastry baked in a mold and filled with chicken, sweetbreads or other delicate viand.

“Zwieback”—Bread baked twice.

FOR READY REFERENCE

WEIGHTS AND MEASURES

It is so much easier to measure ingredients than to weigh them that the housewife saves time and work by acquainting herself with certain equivalent measures and weights. Without burdening her memory with a dry array of items and figures, I have collected here certain details to which she can refer quickly and confidently.

“One cupful” of flour, milk, etc., means half a pint.

Two scant cupfuls of packed butter make one pound.

Two and a half even cupfuls of powdered sugar are one pound.

Two cupfuls (one pint) of water or milk make one pound.

Three even cupfuls of Indian meal make one pound.

Four even cupfuls of dry flour make one pound.

Two cupfuls (one pint) of water or milk make one pound.

Ten eggs of ordinary size make one pound.

Two cupfuls of minced beef, packed closely, make one pound.

A gill of liquid is half a cupful.

One heaping tablespoonful of granulated sugar is one ounce.

Two heaping tablespoonfuls of flour make one ounce.

Two heaping tablespoonfuls of powdered sugar make one ounce.

Two heaping tablespoonfuls of ground coffee make one ounce.

One tablespoonful of milk, vinegar or brandy make one-half ounce.

The juice of an ordinary lemon is about a tablespoonful. A breakfast cupful of bread-crumbs well pressed in equals about four ounces. Very finely chopped suet, slightly heaped up, weighs about the same. A heaped breakfast cupful of brown sugar represents half a pound, and stoned raisins well pressed in weigh about the same.

TIME-TABLE**Baking and roasting****FISH AND MEATS**

| | |
|---|------------------------|
| Baked beans with pork..... | .6 to 8 hours. |
| Beef, fillet, rare | .20 to 30 minutes. |
| Beef ribs or loin, well done, per pound.... | .12 to 16 minutes. |
| Beef ribs, or loin, rare, per pound..... | .8 to 10 minutes. |
| Chicken, per pound..... | .15 minutes or more. |
| Duck, domestic..... | 1 hour or more. |
| Duck, wild | .12 minutes per pound. |
| Fish, whole, as bluefish, salmon, etc.... | .10 minutes per pound. |
| Goose, 8 to 10 pounds..... | .2 hours or more. |
| Grouse | .25 to 30 minutes. |
| Ham | .15 minutes per pound. |
| Lamb, well done, per pound..... | .15 to 18 minutes. |
| Liver, whole..... | .12 minutes per pound. |
| Mutton, leg, well done, per pound..... | .15 minutes or more. |
| Mutton, leg, rare, per pound..... | .10 minutes. |
| Mutton, saddle, rare, without flank, per pound | .9 minutes. |
| Mutton shoulder, stuffed, per pound.... | .15 to 25 minutes. |
| Partridge | .35 to 40 minutes. |
| Pork, well done, per pound..... | .20 minutes. |
| Small fish and fillets..... | .20 to 30 minutes. |
| Turkey, 8 to 10 pounds..... | .12 minutes per pound. |
| Veal, well done, per pound..... | .18 to 20 minutes. |
| Venison, rare, per pound..... | .10 minutes. |

Boiling**MEATS**

| | |
|----------------------------------|-------------------------------------|
| Chicken | .1 to 1 1-2 hours. |
| Corned beef (rib or flank)..... | 4 to 6 hours, according to size. |
| Corned beef (fancy brisket)..... | .5 to 8 hours. |

| | |
|--------------------------|----------------------------------|
| Corned tongue..... | 3 to 4 hours. |
| Fowl, 4 to 5 pounds..... | 15 minutes per pound, if tender. |
| Fresh beef | 4 to 6 hours. |
| Ham | 4 to 6 hours. |
| Mutton | 15 minutes per pound. |
| Turkey, per pound..... | 15 to 18 minutes. |

FISH

| | |
|---|-------------------|
| Clams and oysters..... | 3 to 5 minutes. |
| Codfish and haddock, per pound..... | 10 minutes. |
| Bass and bluefish, per pound..... | 10 minutes. |
| Halibut, whole or thick piece, per pound..... | 15 minutes. |
| Lobster | 30 to 40 minutes. |
| Salmon, whole or thick piece, per pound..... | 10 to 20 minutes. |
| Small fish..... | 6 to 8 minutes. |

Broiling

| | |
|------------------------------|-------------------|
| Bacon | 4 to 8 minutes. |
| Lamb, or mutton chops..... | 8 to 10 minutes. |
| Liver | 4 to 8 minutes. |
| Quail | 10 to 15 minutes. |
| Quail in paper cases..... | 10 to 12 minutes. |
| Steak, 1 inch thick..... | 8 to 12 minutes. |
| Steak, 1 1-2 inch thick..... | 9 to 15 minutes. |
| Shad, bluefish, etc..... | 15 to 30 minutes. |
| Slices of fish..... | 12 to 15 minutes. |
| Small fish, trout, etc..... | 8 to 12 minutes. |
| Spring chicken..... | 20 minutes. |
| Squabs | 10 to 15 minutes. |

Frying

| | |
|---------------------------------|------------------|
| Bacon fried in its own fat..... | 2 to 3 minutes. |
| Chops, breaded..... | 8 to 10 minutes. |
| Doughnuts and fritters..... | 3 to 5 minutes. |
| Fillets of fish..... | 4 to 6 minutes. |
| Potatoes | 2 to 5 minutes. |

Boiling vegetables

| | |
|------------------------|--------------------------|
| Asparagus | .20 to 25 minutes. |
| Beans, string | .1 to 2 hours. |
| Beans, Lima | .30 to 40 minutes. |
| Beets, new | .45 minutes to one hour. |
| Beets, old | .4 to 6 hours. |
| Brussels sprouts | .15 to 25 minutes. |
| Cabbage | .30 to 80 minutes. |
| Carrots (old) | .1 hour or more. |
| Cauliflower | .20 to 30 minutes. |
| Celery | .20 to 30 minutes. |
| Corn | .10 to 20 minutes. |
| Macaroni | .20 to 50 minutes. |
| Onions | .45 minutes to 2 hours. |
| Oyster-plant | .45 to 60 minutes. |
| Parsnips | .30 to 45 minutes. |
| Peas | .20 to 50 minutes. |
| Potatoes, white | .20 to 30 minutes. |
| Potatoes, sweet | .15 to 25 minutes. |
| Rice | .20 to 30 minutes. |
| Squash | .20 to 30 minutes. |
| Spinach | .20 to 30 minutes. |
| Tomatoes, stewed | .15 to 20 minutes. |
| Turnips | .30 to 45 minutes. |

Steaming

| | |
|-----------------------------------|--------------------|
| Brown bread | .3 hours. |
| Puddings, one quart or more | .2 to 3 hours. |
| Rice | .45 to 60 minutes. |

Baking of bread, cakes, custards and pudding

| | |
|------------------------------|--------------------|
| Fruit cake | .2 to 3 hours. |
| Layer cake | .15 to 20 minutes. |
| Loaf bread | .40 to 60 minutes. |
| Muffins, baking-powder | .20 to 25 minutes. |

| | |
|-------------------------------------|---|
| Muffins, yeast..... | about 30 minutes. |
| Pie crust..... | 30 to 45 minutes. |
| Plain loaf cake..... | 30 to 90 minutes. |
| Potatoes | 30 to 45 minutes. |
| Rolls, biscuit | 10 to 30 minutes. |
| Scalloped and au gratin dishes..... | 10 to 20 minutes, according to size. |
| Sponge cake, loaf..... | 45 to 60 minutes, according to size. |
| Timbales | about 20 minutes. |

The instructions given above must be modified by circumstances: the age and quality of meat, vegetables and fish, the size of loaves and so forth. It is not possible to make out a table which shall be absolutely accurate. Experience is the one trustworthy teacher.

INDEX

- AFTER-DINNER COFFEE**, 653.
Afternoon receptions,
 menus for, 608, 609.
Afternoon tea, 604.
 dainties for, 610.
 formal, menus for, 608, 609.
 informal, menus for, 606, 607.
Agate-nickel-steel ware,
 advantages of, 138, 242.
Alaska bake, 586, 587.
Ale, ginger, frappé, 616.
Alma's drop cakes, 287.
Almond cake, 271.
 cookies, German, 286.
 filling, 281.
 macaroons, 284.
 roulettes, 547.
Almonds,
 burnt, creamed, 599.
 French cream, 597.
 salted, 612.
Ammonia, antidote for, 712.
 use in kitchen, 10, 11.
Anchovies au lit, 161.
Anchovy bars, 223.
 crackers, toasted, 206.
 croutons, 161.
 sandwiches, 220.
 sauce, 355.
 toast, 76, 161, 206, 223.
Angel cake, 270.
Anise cakes, 291.
Antidotes for poisons, 712.
Ants, to get rid of, 698, 716.
Apple and celery salad, 232.
 and cress salad, 238.
 and nut salad, 232.
 and tapioca pudding, baked, 529.
 biscuits, raised, 56.
 butter, 621.
 cake, 261.
 grandmother's, 263.
 dumplings, 549.
 fritters, 545.
Apple jelly, 632.
 meringue pie, 510.
 pudding, 537.
 pie, sliced apple, 509.
 creamed sweet, 510.
 pudding, bird's nest, 540.
 boiled, 519.
 Brown Betty, 532.
 steamed, 518.
 puff, 541.
 sauce, 619.
 canned, 686.
 cold, 242.
 for meat, 358.
 hot, green apples, 242.
 omelet (baked), 247.
 pie, creamed, 510.
 snow, 561.
 soufflé pudding, 541.
 tea, 662.
Apples and bacon, 111.
 and peaches, dried, 244.
 and sausages, 113.
 baked, sweet, 243.
 canned, 685.
 care of, 6.
 for breakfast, 39.
 for dessert, 577.
mock casserole of chicken, 196.
 steamed, 618.
 stewed, 243, 617.
Apricot fritters, 546.
 pudding, 525.
 sauce, 553.
Arrowroot blanc mange, 563.
Arsenic, antidote for, 712.
Artichoke soup, 331.
Artichokes,
 Italian boiled, 431.
 fried, 431.
 with sauce tartare, 431.
 Jerusalem, baked, 430.
 boiled, 430.
Asparagus, à la vinaigrette, 429.

- Asparagus and shrimp salad, 237.**
 baked, 428.
 boiled, 427.
 time for cooking, 727.
 canned, 691.
 creamed, 429.
 loaf, 429.
 on toast, 427.
 salad, 237.
 soup, cream of, 321.
 substitute for, poke stalks, 467.
 tips, cachés, 428.
 tops, scrambled eggs with, 86.
'Aspic, defined, 719.
 tomato, 235.
 and shrimp salad, 227.
'Au gratin, defined, 719.
 dishes, time for baking, 728.
'Au naturel, defined, 719.
Auntie's cookies, 285.
Aunt Nelly's gingerbread, 282.
- BACON AND APPLES, III.**
 and liver, 122.
 and oysters (pigs in blankets), 151.
 and polenta, III.
 and sweet peppers, 112.
 and tomatoes, 135.
 and veal cutlets, 127.
 broiled, time for cooking, 726.
 how to slice and fry, 110.
 time for cooking, 726.
Baked beans and pork, 212, 433, 434.
 and tomatoes, 212.
 Boston, 212.
 time for baking, 725.
 with tomato sauce, 434.
Baked Charlotte, 537.
Baked puddings,
 apple and tapioca, 529.
 meringue, 537.
 puff, 541.
 soufflé, 541.
 baked Charlotte, 537.
 banana soufflé, 544.
 bird's nest, 540.
 blackberry, 531.
 bread and fig, 535.
 and milk, 538.
 old-fashioned, 536.
 soufflé, 543.
 bread-crumbs, 535, 538.
 Brown Betty, 532.
 cherry, 531.
- Baked puddings, chocolate, 537.**
 soufflé, 544.
 cocoanut soufflés, 542.
 cornstarch, 538.
 cottage, 535.
 raspberry, 531.
 cracker, 540.
 date and bread, 536.
 fig and bread, 535.
 fruit, 529.
 German, 533.
 Indian, 534.
 lemon soufflé, 543.
 orange, 530.
 sauce for, 531.
 soufflé, 543.
 peach batter, 530.
 canned, 533.
 scallop, 536.
 pineapple, 529.
 plum, 530.
 Polly's, 539.
 poor man's, 533.
 prune, 528.
 soufflé, 543.
 queen of, 536.
 raspberry cottage, 531.
 rhubarb, 532.
 soufflé, 542.
 rice custard, 532.
 soufflé, 542.
 with eggs, 539.
 without eggs, 539.
 sago, 541.
 squash, 538.
 sweet omelet soufflé, 542.
 tapioca and apple, 529.
 and raisin, 530.
 time for baking, 727.
 See also, Boiled Puddings;
 Puddings; Steamed Puddings;
 Soufflés.
- Baking bread, cakes, custards and puddings, time for, 727.**
 fish and meats, time for, 725.
Baking-soda. See Soda.
Banana and orange meringue glacé, 586.
 blanc mange, 565.
 Charlotte, 569.
 fritters, 546, 547.
 froth, 563.
 ice-cream, 588.
 salad, 238.
 soufflé, 544.

- Banana soufflé**, cold, 573.
 toast, 166.
Bananas and cream, 246.
 baked, 432.
 fried whole, 432.
 sautés, 432.
 scalloped, 432.
Banbury tarts, 518.
Barbecue, defined, 719.
Barley soup, white, 312.
Bartlett pears and cream, 246.
Baskets, orange, 579.
Bass, black, boiled, 338.
 cream gravy for, 339.
 time for cooking, 726.
 sea, baked, 339.
 shrimp sauce for, 339.
 stuffed, 339.
Bath, skin tonic for, 707.
Bathubs, to clean, 695, 699.
Battenberg embroidery, to clean, 700.
Batter bread, southern, 71.
 for griddle cakes, use of saleratus, 13.
 pudding, cherry, steamed, 527.
 peach, baked, 530.
 steamed, 522.
Bavarian ice-cream, plum, 589.
Bean and beet salad, 232.
 and tomato soup, 323, 326.
 soup, 323.
 Lima bean, 332.
 mock-turtle, 323.
Beans, baked, and pork, 212, 433, 434.
 and tomatoes, 212.
 tomato sauce, 434.
 time for baking, 725.
 Boston baked, 212, 433.
 butter, steamed, 436.
 dried, care of, 6.
 German wax, steamed, 436.
 green salad, 240.
 how to keep, 6.
 Lima, 435.
 canned, 692.
 time for boiling, 727.
 with white sauce, 435.
 New Jersey baked, 434.
 sautés, 435.
 stewed, 435.
 string, boiled, 436.
 canned, 692.
 cream, steamed, 436.
- Beans**, string, pickled, 637.
 savory, 437.
 time for boiling, 727.
 succotash, 446.
 Sunnybank baked, 434.
Béarnaise sauce, 357.
Beaten biscuits, Virginia, 62.
Beaugard cod, 163.
Béchamel sauce, 354.
Bed-bugs, to get rid of, 701.
Bed-linen, care of, 24.
Bee stings, to draw poison, 707.
Beef, à la jardinière, canned tomatoes to accompany, 690.
 à la mode, 370.
 buying for, 4.
 and potato pie, 391.
 and tomato pie, 391.
 boiled, time for cooking, 726.
 bouillon, 309.
 à la russe, 310.
 braised, 368.
 cakes, 117.
 chilli con carni, 117.
 chipped smoked, 180.
 corned, 370, 376.
 boiled, 376.
 time for boiling, 725.
 croquettes, 192.
 curried, 171.
 fillet, time for cooking, 725.
 frizzled, and eggs, 87.
 Hamburg steaks, 116.
 heart, boiled, 375.
 roast, 376.
 hot-pot, 373.
 how to select, 3.
 Irish stew, 182.
 juice for invalids, 313.
 larded, 174.
 liver, stewed, 117.
 loaf, 175.
 loin, time for cooking, 725.
 pot-roast, 369.
 family, 372.
 New England, 372.
 ragout, savory, 373.
 réchauffé, à la jardinière, 368.
 rib-ends of, 369.
 ribs, hot-pot, 373.
 time for cooking, 725.
 roast, 367.
 baked hominy to accompany, 454.

- Beef**, roast, claret or Bordelaise
 sauce for, 357.
 croquettes, 192.
 how to carve, 15.
 kinds of, 4.
 larded, 174.
 sandwiches, 215.
 underdone, to use up, 371.
 with sauce piquante, 174.
 with Yorkshire pudding, 367.
 rolled boiled, 369.
 roulades of, 178.
 sandwiches, 215.
 season for, 3.
 steamed, 181.
 stew, Irish, 182.
 savory, 178.
 tainted, to sweeten, 696.
 tea, 314.
 tomatoes stuffed with, 491.
 tongue, boiled, 375.
 fresh, braised, 374.
 sauce for, 374, 375.
 Italian entrée, 375.
 smoked, boiled, 373.
 tough, to make tender, 696.
 ways of cooking, 367.
- Beefsteak** and mushrooms, 116.
 and onions, 116.
 and sherry sauce, 176.
 baked, à la jardinière, 371.
 Béarnaise sauce for, 357.
 braised rolled, 371.
 broiled, 116.
 squash pancakes to accom-
 pany, 487.
 time for cooking, 726.
 Chateaubriand, 116.
 chilli con carni, 117.
 croquettes, 192.
 Espagnole sauce for, 358.
 how to select, 4.
 mock roast chicken, 176.
 pie, 392.
 porterhouse, with oysters, 178.
 ragout, savory, 373.
 roulades of beef, 178.
 rump, and tomatoes, 177.
 stewed, 177.
 tough, to make tender, 13, 695.
 ways of cooking, 371.
- Beer**, ginger, 658.
- Beet** and bean salad, 232.
 salad, 230.
 soup, cream of, 319.
- Beets**, boiled, 437.
 time for cooking, 727.
 canned, 691, 692.
 care of, 6.
 sweet pickles, 644.
 young, creamed, 437.
- Belgian hares**, 420.
- Belladonna**, antidote for, 712.
- Berries**, for breakfast, 39.
 See Breakfast fruits; Canned
 fruits; Preserves; Name of
 berry.
- Berry jam**, 622.
 jelly, 622.
 pie, combination, 513.
 sherbert, 587.
- Beverages**, apple tea, 662.
 blackberry cordial, 661.
 vinegar, 655.
 café au lait, 653.
 noir, 653.
 cherry bounce, 656.
 wine, 654.
 chocolate, 653.
 cocoa, 653.
 nibs or "shells," 654.
 coffee, after-dinner, 653.
 for breakfast, 652.
 iced, 653.
 dandelion cordial, 658.
 tea, 658.
 wine, 658.
 egg-nog, 662.
 flaxseed lemonade, 662.
 tea, 662.
 ginger beer, 658.
 wine, 658.
 grape juice, 656.
 wine, 656, 657.
 koumiss, 660.
 lemonade, 655.
 lively, 655.
 matzoon, 657.
 mead, 659.
 milk-shake, 660.
 mint punch, 654.
 orange juice, iced, 660.
 raspberry cordial, 661.
 vinegar, 655.
 rhubarb wine, 655.
 sarsaparilla wine, 659.
 sherbet (lemonade), 655.
 slippery-elm tea, 662.
 strawberry punch, 654, 659.
 wine, 657.

- Beverages, tea, cold, 652.**
 hot, 652.
 punch, 654.
 toast water, 661.
 See Frappés; Invalid's, drinks for.
- Bicarbonate of soda.** See Soda.
- Biliousness, diet for, 30, 31.**
 fruit diet for, 41.
 hot green-apple sauce for, 242.
- Bill of fare.** See Menu.
- Bird's nest pudding, 540.**
- Birds, small, pie, 425.** See Game.
- Biscuits, caraway, 58.**
 cheese, 201.
 egg, 58.
 graham, 62.
 milk, 61.
 milk-and-water, 61.
 potato, 62.
 quick, 61.
 raised apple, 56.
 time for baking, 728.
 Virginia beaten, 62.
- Bisques, cheese, 316.**
 chicken, 316.
 clam, 315.
 cod, 317.
 corn, 316.
 crab, 315.
 defined, 314, 719.
 fish, a "left-over," 336.
 halibut, 317.
 lobster, 315.
 oyster, 314.
 salmon, 317.
 tomato, 18.
- Black bass,**
 boiled, 338.
 cream gravy for, 339.
- Blackberries, canned, 688.**
 for breakfast, 39.
- Blackberry cordial, 661.**
 pie, 513.
 pudding, baked, 531.
 boiled, 519.
 vinegar, 655.
- Blackbird pie, 425.**
- Black cloth, to clean, 706.**
 mud stains in, to remove, 707.
 lace, to clean, 700.
 lawns, starch for, 709.
- Blanc mange, arrow root, 563.**
 banana, 565.
 brown, 566.
 Charlotte Russe, 568.
- Blanc mange, chocolate, 564.**
 cider jelly, 567.
 Italian cream, 565.
 peach sponge, 565.
 pink pudding, 566.
 rice, 570.
 rose, 566.
 snow pudding, 564.
 strawberry sponge, 567.
 vanilla, 563.
- Blanch, defined, 719.**
- Blankets, to wash, 710.**
- Blanquette, defined, 719.**
- Blueberry pie, New England, 513.**
- Bluefish, baked, 338.**
 time for cooking, 725.
 boiled, time for cooking, 726.
 broiled, 338.
 time for cooking, 726.
 stuffed, 340.
- Boiled puddings, 518.**
 apple, 518, 519.
 apricot, 525.
 blackberry, 519.
 chocolate custards, 556.
 clonduff, 524.
 cornstarch, hasty, 526.
 cup custards, 555.
 East Indian, 526.
 fig, 520, 521.
 fruit, 524.
 frumenty, 540.
 gooseberry, 525.
 huckleberry, 522.
 Indian, 521, 522.
 macaroni, 535.
 Mary's favorite, 526.
 minute, 540.
 orange, 523.
 peach tapioca, 560.
 plum, 520.
 prune, 522.
 rice, with milk and egg, 543.
 Sally's, 524.
 See also, Baked puddings; Puddings; Steamed puddings.
- Boiling fish, time for, 726.**
 meats, time for, 725.
 vegetables, time for, 727.
- Bones, use for stock, 3, 697.**
- Books, to prevent mold on, 707.**
- Bordeaux, temperature to serve at, 673.**
- Bordelaise sauce, 357.**
- Boston baked beans, 212, 433.**

- Boston brown bread, steamed, 51.
 Bottles, sealing-wax for, 633.
 Bouillon, beef, 309.
 à la russe, 310.
 chicken, 310.
 defined, 719.
 Bounce, cherry, 656.
 wild cherry, 656.
 Bouquet, defined, 719.
 Brain croquette, 190.
 for garnishing, 385.
 fritters, 126.
 calf's, scalloped, 384.
 stewed, 126.
 fried, 127.
 for garnishing, 384.
 on toast, 180.
 Braise, To, meaning, 723.
 Brandied peaches, 629.
 Brandy sauce, liquid, 554.
 Brass, to clean, 698.
 Bread and date pudding, 536.
 and fig pudding, baked, 535.
 and milk pudding, 538.
 Boston brown, steamed, 51.
 time for steaming, 727.
 bun loaf, 264.
 buttermilk, 53.
 crumb pudding, 535, 538.
 dough, soured, 10 save, 13, 716.
 dressing, for turkey, 400.
 dust, 696.
 German coffee, 53, 260.
 graham, 49.
 without yeast, 53.
 how to keep, 8.
 milk, 48.
 omelet (baked), 82.
 pudding, old-fashioned, 536.
 raisin, 268, 611.
 rusk, dried, 57.
 rye, old-fashioned, 50.
 and Indian, 50.
 Sally Lunn, 57.
 quick, 61.
 salt-rising, 51, 52.
 sauce, 356.
 soufflé, 543.
 southern batter, 71.
 egg, 71.
 stale, griddle-cakes, 69.
 sweet-potato, 52.
 Swiss fritters, 547.
 time for baking, 727.
 whole wheat, 48, 49.
 Bread with plain sponge, 47.
 with potato sponge, 46.
 See Biscuits; Buns; Cornbread;
 Crumpets; Muffins; Rolls.
 Breakfast, 34.
 bacon, 110 (See Bacon).
 breads for, hot, 54.
 of Indian meal, 71.
 cereals, 42.
 brewis, 44.
 cracked wheat, 44.
 farina, 45.
 hominy, 42, 43.
 fried, 136.
 Indian meal mush, 42, 45.
 meal-and-flour porridge, 44.
 milk porridge, 44.
 oatmeal, 42, 43.
 rice, 43, 44.
 wheat, 42.
 coffee, 652.
 fish for, 93.
 formal, 663.
 manner of serving, 663-665.
 menus for, 664.
 to set table for, 663, 664.
 fruits for, 39.
 apples, 39.
 berries, 39.
 blackberries, 39.
 cantelopes, 40.
 gooseberries, 39.
 grapes, 39.
 huckleberries, 39.
 melons, 40.
 nutmeg, 40.
 oranges, 38.
 peaches, 39.
 pears, 39.
 raspberries, 39.
 stewed, 40.
 prunes, 41.
 rhubarb, 41.
 strawberries, 39.
 game for, 129. See Game.
 meats for, 110.
 rolls, 54, 55.
 service of, 18.
 to set table for, 18.
 vegetables for, 131.
 Brewis, 44.
 Bricks for kindling, 714.
 Bride's cake, 276.
 Bristol tea cakes, 611.
 Broiling, time for, 726.
 Brook trout, fried, 345.

- Brooms, how to select, 698.**
Broth,
 beef juice, for invalids, 313.
 beef tea, 314.
 bones for stock, 3.
 chicken, 336.
 Glasgow, 307.
 green pea, 329.
 Scotch, 386.
 veal and rice, 305.
 and sago, 305.
 See also, Bouillon; Soups.
Brown Betty, 532.
 bread, time for steaming, 727.
 toast, 205.
 mange, 566.
 roux, defined, 722.
 sauce, 353.
 for broiled oysters, 146.
Brunette muffins, risen, 63.
 sandwiches, 214.
Brunswick stew, 423.
Brussels sprouts, au gratin, 438.
 boiled, 438.
 time for cooking, 727.
Buckwheat cakes, 66, 67.
 quick, 67.
 sour milk, 67.
Bun loaf, 264.
Buns, cinnamon, 263.
 currant, 59, 262.
 hot cross, 59.
 See Rolls.
Burgundy, temperature to serve at, 673.
Burns and scalds,
 lard and soot ointment, 187.
 use of soda, 13.
Burnt almond ice cream, 582.
 almonds, creamed, 599.
**Butter and sugar, to cream, mean-
 ing, 720.**
 apple, 621.
 beans, steamed, 436.
 how to keep, 8.
 lemon, 596.
 peach, 621.
 peanut, for sandwiches, 613.
 plum, 621.
 renovation with soda, 13.
Buttermilk bread, 53.
 corn bread, 73.
 crullers, 294.
Butternut pickles, 634.
Butterscotch, 596.
- CABBAGE, baked, 439.**
 with tomato sauce, 440.
 boiled, savory, 439.
 time for cooking, 727.
 cold-slaw, 233, 440.
 cream salad, 441.
 fricaseed, 439.
 Italian style, 441.
 kohlrabi, 495.
 odor from cooking, to avoid, 438.
 red, pickled, 641.
 salad, 233.
 scalloped, 441.
 shredded, and cheese, 440.
 stuffed, 439.
Cabinet pudding, 527.
Caché of asparagus tips, 428.
Café au lait, 653.
 defined, 719.
 frappé, 614.
 noir, 653.
 defined, 719.
 parfait, 585.
Cake, almond, 271.
 angel, 270.
 apple, 261.
 grandmother's, 263.
 beef, 117.
 bride's, 276.
 bun loaf, 264.
 caramel, 277.
 chocolate loaf, 266.
 chrysanthemum, 272.
 citron (Thanksgiving), 274.
 cocoanut and citron layer, 267.
 cream, 276.
 currant, 277.
 daisy, 272.
 devil's food, 270.
 fancy, foundation for, 275.
 for luncheon, 258.
 fruit, 264, 265.
 Christmas, 20.
 time for baking, 727.
 gold, 266.
 Grafton, 265.
 how to keep, 8.
 huckleberry, 261.
 jelly roll, 270.
 kleiner, 269.
 lemon, 272.
 loaf, chocolate, 266.
 plain, 275.
 frosting for, 278.
 time for baking, 728.

- Cake, marble, 276.
 marshmallow layer, 274.
 filling for, 275.
 Minnehaha, 274.
 filling for, 274.
 mocha, 273.
 filling for, 274.
 nut, 275.
 oatmeal scones, 610.
 one-egg, 277.
 orange cheese, 517.
 layer, 271.
 filling for, 271.
 parkin, 263.
 pork, 269.
 potato, 260.
 drop, 268.
 pound, 265.
 trifle, 569.
 poverty, 270.
 raisin bread, 268.
 silver, 266.
 sour cream, 276.
 sponge, boiled, 268.
 cup, 267.
 loaf, time for baking, 728.
 old-fashioned, 267.
 springleys or springerlein, 261,
 262.
 sunshine, 271.
 tea, 610.
 Bristol, 611.
 corn-meal, 611.
 hot-milk, 612.
 scones, 610.
 time for baking, 727.
 Virginia wafers, 611.
 White mountain, 273.
 filling for, 273.
 See also, Coffee cake; Layer
 cake; Shortcake; Small
 cakes; Fillings; Frostings.
- Calf's brains,
 croquettes, 190.
 for garnishing, 385.
 fried, 127.
 for garnishing, 384.
 fritters, 126.
 scalloped, 384.
 stewed, 126.
 head, baked, 382.
 boiled, 382.
 how to select, 5.
 mock turtle soup, 304, 383.
 heart, roast, 380.
- Calf's liver, à la jardinière, 383.
 casserole of, 384.
 how to select, 5.
 larded, 381.
 baked, 180.
 mock pâté de foie gras, 180.
 salmi of, 381.
- Camembert, defined, 719.
- Canapés, defined, 719.
 oyster, 351.
 sardines, 159.
- Candied citron, 601.
 ice-cream, 589.
 fruits, 602.
 orange peel, 600.
 peaches, 629.
 pineapple, 600.
- Candies, 590.
 butterscotch, 596.
 chocolate caramels, 594.
 fudge, 591.
 marshmallows, 595.
 cream, burnt almonds, 599.
 chocolate, 594.
 coating for, 595.
 dates, 596.
 English walnuts, 597.
 fondant for, 598.
 fondant for, 595.
 French cream almonds, 597.
 grapes, 599.
 walnut, 597.
 popcorn, 599.
 crystallized fruits, 602.
 hickory nut, 602.
 hoarhound, dried leaves, 596.
 fresh leaves, 596.
 lemon butter, 596.
 maple, 590.
 caramels, 590.
 fudge, 591.
 nut, 602.
 marshmallows, 601.
 chocolate, 595.
 Mexican kisses, 592.
 molasses, 592.
 stick, 593.
 taffy, 593.
 "velvets," 593.
 walnut, 593.
 nougat, 598.
 opera caramels, 594.
 orange straws, 600.
 peanut, 598.
 brittle, 601.
 molasses, 598.

- Candies, peanut, sugared, 599.**
 penotchie, 592.
 popcorn balls, 599.
 slippery-elm cough, 603.
 stuffed dates, 602.
 sugar, 591.
 wintergreen, 597.
- Canned-fruit sauce, 552.**
- Canned fruits, 684.**
 apple sauce, 686.
 apples, sweet, 685.
 tart, 685.
 blackberries, 688.
 cherries, 687.
 gooseberries, 688.
 green gages, 687.
 peaches, 686.
 pears, seckel, 686.
 unpeeled, 686.
 plums, 687.
 quinces, 688.
 raspberries, 688.
 rhubarb, 687.
 strawberries, 688.
 tutti-frutti jelly, 574.
 See also, Jam; Jellies; Preserves.
- Canned meats,**
 chicken, 413.
 lambs' tongues, barbecued, 128.
 lobster, to prepare for use, 155.
 shrimps, 157.
- Canned soups,**
 salmon bisque, 317.
 succotash, 327.
- Canned vegetables, 689.**
 asparagus, 691.
 beans, Lima, 692.
 string, 692.
 beets, 691, 692.
 corn, 690.
 and tomatoes, 691.
 potted, 691.
 tomatoes, stewed, 690.
 whole, 689, 690.
- Cannelon, defined, 719.**
- Cantelopes, for breakfast, 40.**
- "Cape Cod folks" tid-bit, 165.**
- Caper sauce, 356.**
 sauce, imitation, 360.
- Capers, defined, 719.**
- Capon, defined, 719.**
- Caramel cake, 277.**
 defined, 719.
 filling, 279.
 for coloring soups, 307.
 frosting, 279.
- Caramel sauce, 552.**
- Caramels, chocolate, 594.**
 maple, 590.
 opera, 594.
- Caraway biscuits, 58.**
 cookies, 286.
- Carpets, ink-stains in, to remove,**
 704.
- Carrot croquettes, 442.**
 soup, 327.
- Carrots and turnips sautés, 495.**
 care of, 6.
 mashed, 442.
 sautés, 442.
 stewed, 441.
 time for cooking, 727.
- Carving, 15.**
- Casserole, defined, 194, 719.**
 of calf's liver, 384.
 of chicken, 194, 410.
 1. ock, 196.
 of lamb chops, 195, 387.
 of mutton chops, 195.
 of potato and cheese, 195.
 of rabbit, 419.
 of rice and liver, 195.
- Catfish, fried, 101.**
 soup, 336.
- Cats, to cure mange in, 701.**
- Catsups, etc., 648.**
 chili sauce, 648.
 chutney, 649.
 currant, 650.
 grape, 649.
 mixed mustard, 651.
 mushroom, 650.
 pepper vinegar, 651.
 piccalilli, 649.
 tomato, 650.
 walnut, 650.
- Cauliflower au gratin, 443.**
 boiled whole, 442.
 time for cooking, 727.
 odors from, how to prevent, 186.
 salad, 230.
 sauce, 359.
 soup, 328.
 sweet pickle, 647.
 with tomato sauce, 443.
- Caviar crisps, 222.**
 in saucers, 162.
 strips, 162.
- Celery and apple salad, 232.**
 and tripe, stewed, 115.
 creamed, in Edam cheese shell,
 203.

- Celery, croquettes, 192.**
 fried, 444.
 roots, stewed, 444.
 salad, with sweetbreads, 239.
 sauce, 355.
 savory, 444.
 soup, 328.
 cream of, 319.
 stewed, 443.
 brown, 444.
 time for cooking, 727.
 toast, 206.
- Cellar, vegetables causing odors in, 6.**
- Cement for lining aquarium, 702.**
- Cereals. See Breakfast cereals; Name of cereal.**
- Chablis, temperature to serve at, 673.**
- Chafing-dish suppers, 678.**
 menus for, 678, 679.
 recipes suitable for, 680.
 to set table for, 679.
- Chairs, to renew cane seats, 705.**
- Champagne sauce, 359.**
 temperature to serve at, 673.
 to cool, 673.
- Champignons, defined, 720.**
 and crabs, 156.
 and lobsters, 156.
 and scallop of shrimps, 157.
- Charlotte, baked, 537.**
 banana, 569.
 defined, 720.
 pineapple, 561.
 prune, 559.
 Russe, 568.
 macaroon, 563.
 strawberry, 570.
- Chateaubriand steak, 116.**
- Cheese and crackers, deviled, 202.**
 and egg timbales, 200.
 and halibut, scalloped, 165.
 and nut sandwiches, 218.
 and olive sandwiches, 613.
 and potato, casserole of, 195.
 and rice pudding, 198, 211.
 and scrambled eggs, 86.
 and tomatoes, 199.
 baked, 204.
 biscuits, 201.
 bisque, 316.
 crackers, 201.
 cream, 201.
 and lettuce sandwiches, 614.
- Cheese, cream, for sandwiches, 613.**
 creamed, golden buck, 202.
 custard toast, 77.
 cutlets, 204.
 dates, 204.
 dishes for luncheon, 198.
 fingers, 201.
 fondu of, 198.
 fritters, 200.
 how to keep, 7.
 omelet, 85.
 Parmesan, oysters with, 351.
 puffs, 199.
 ramakins, 200.
 rice, 199.
 rings, 203.
 sauce, for potatoes, 474.
 shell, Edam, creamed celery in, 203.
 macaroni in, 203.
 soufflé, 200.
 soup, cream of, 322.
 straws, 199.
- Cherries, canned, 687.**
 glacés, 245.
 raw, 245.
 stewed, 244.
 sugared, 245.
- Cherry batter pudding, steamed, 527.**
 bounce, 656.
 wild cherry, 656.
 Jumlings, 549.
 ice, 588.
 pickles, 636.
 pie, 512.
 mock (cranberry and raisin), 512.
 preserves, 628.
 pudding, baked, 531.
 roly-poly, 527.
 salad, 239.
 tarts, 517.
 wine, 654.
- Chervil, defined, 720.**
- Chestnut and sweet potato croquettes, 478.**
 croquettes, 450, 496.
 pudding, 450.
 stuffing, for turkey, 401.
- Chestnuts, preserved, 624.**
 savory, 497.
 with whipped cream, 559.
- Chicken and eggs scalloped, 168.**
 and ham pie, 390.
 and ham sandwiches, 613.
 and macaroni, 457.

- Chicken and macaroni croquettes, 190.
 baked, 408.
 time for cooking, 725.
 baked broiled (smothered), 406.
 baked fried, 407.
 bisque, 316.
 boiled, 406.
 bread sauce for, 356.
 celery sauce for, 355.
 stuffed with oysters, 410.
 time for cooking, 725.
 bouillon, 310.
 braised, 407.
 broiled, 124, 407.
 in the oven, 406.
 time for cooking, 726.
 broth, 336.
 Brunswick stew, 423.
 canned, 413.
 casserole of, 194, 410.
 mock, 196.
 chop suey, 412.
 cold, ways to cook, 124.
 cream soup, 308, 309.
 creamed, 125, 196.
 and macaroni, 197.
 stewed, 410.
 croquettes, 189.
 with celery toast, 206.
 curried, 172.
 en casserole, 194, 410.
 fowl, boiled, time for cooking, 726.
 pie, 389.
 fricaseed, 408.
 brown, 409.
 fried, 123.
 Virginia style, 123.
 with cream gravy, 124.
 fritters, 124.
 giblets, mock pâté de foie gras, 180.
 gumbo, 310, 311.
 how to carve, 16.
 how to select, 5.
 imitation terrapin, 126.
 jellied, 176.
 Mexican hot tamales, 411.
 mince turnover, 174.
 minced, baked, 171.
 in green peppers, 133.
 on half-shell, 125.
 mock pâté de foie gras, 180.
 roast, 176.
 terrapin, 126.
 Chicken, mock, omelet, 125.
 pie, 388.
 cold, 389.
 fowl, 389.
 pilau of, 409.
 pot pie, 389.
 roast, 405.
 claret or Bordelaise sauce for, 357.
 corn fritters to accompany, 446.
 mock, 176.
 rolls, stuffed with, 612.
 salad, 226.
 sandwiches, 216.
 sandwiches, 214.
 scallops, 197.
 smothered, 406.
 soup, brown, 313.
 white, 313.
 spring, time for broiling, 726.
 stew, dumplings for, 411.
 timbales, 168.
 to make tender, 12.
 to prepare for cooking, 405.
 toast sandwich, 206.
 tomatoes stuffed with, 491.
 Virginia stew, 423.
 ways of cooking, 124, 405.
 Children, care and diet of, 25.
 to avoid fresh pork, 4.
 Chili sauce, 648.
 Chilli con carni, 117.
 Chillies, defined, 720.
 China, arrangement of, 109.
 Chipped beef and eggs, 87.
 smoked beef, 180.
 Chips, potato, 207.
 Saratoga, 475.
 Chives, defined, 720.
 Chocolate, 653.
 blanc mange, 564.
 cake, loaf, 266.
 caramels, 594.
 coating for creams, 595.
 creams, 594.
 coating for, 595.
 custard, baked, 556.
 boiled, 556.
 frosting for layer cake, 278.
 fudge, 591.
 ice cream, 582.
 marshmallows, 595.
 pie, 508, 509.
 pudding, 537.

- Chocolate sandwiches, 217.
 sauce, 551.
 for vanilla ice cream, 581.
 soufflé, 544.
 Chop suey, 412.
 Chops, Bearnaise sauce for, 357.
 breaded, fried, time for cooking, 726.
 broiled, squash pancakes to accompany, 487.
 Espagnole sauce for, 358.
 how to select, 3, 4.
 lamb, 128.
 casserole of, 195, 387.
 time for broiling, 726.
 mutton, casserole of, 195.
 mutton, French, 3.
 loin, 3.
 pie, 393.
 time for broiling, 726.
 pork, broiled, 113.
 season for, 4.
 veal, broiled, 127.
 pie, 393.
 recommended, 4.
 Chow-chow, 641.
 Chowder, baked, 165.
 clam, 333.
 "long" clams, 334.
 corn, 331.
 creole, 448.
 farmer's, 328.
 scallop, 334.
 Chrysanthemum cake, 272.
 Chutney, 649.
 defined, 720.
 Cider ice, 589.
 jelly, 567.
 sauce, 359.
 Cinnamon buns, 263.
 custard, 558.
 Citron and cocoanut layer cake, 267.
 cake (Thanksgiving), 274.
 candied, 601.
 rind preserves, 624.
 Clam bisque, 315.
 chowder, 333.
 "long" clams, 334.
 cocktails, 351.
 fritters, 103.
 omelet, 83.
 pâtés, 153.
 pie, 350.
 salad, 236.
 Clam soup, 334.
 wafers, 222.
 Clams, creamed, 152.
 deviled, 102, 153.
 fried, 102.
 on toast, 102.
 raw, 222.
 roasted, 152.
 scalloped, 103, 152.
 time for boiling, 726.
 Claret sauce, 357, 554.
 stains, to remove, 715.
 temperature to serve at, 673.
 Clonduff pudding, 524.
 Cloth, black, to clean, 706.
 mud-stains in, to remove, 707.
 Cloth gowns, light, to clean, 704.
 grease-spots in, to remove, 706.
 Club sandwiches, 220.
 Coal fires, to build, 714.
 oil, spilled on floor, what to do, 186.
 Cocktails, clam, 351.
 oyster, 150, 221.
 Cocoa, 653.
 nibs or "shells," 654.
 Cocoanut and citron layer cake, 267.
 and orange delight, 562.
 cream puffs, 288.
 filling for, 288.
 custard, 557.
 filling, 280.
 frosting, 280.
 macaroons, 284.
 pie, 508.
 soufflé, 542.
 tapioca custard, 557.
 Cod, Beauguard, 163.
 bisque, 317.
 "Cape Cod folks" tid-bit, 165.
 chowder, baked, 165.
 cutlets, 98.
 deviled, 166.
 Codfish balls, 104.
 creamied, 104.
 fresh, baked, 341.
 boiled, 341.
 egg sauce for, 341.
 time for cooking, 726.
 Coffee, after-dinner, 653.
 bread or cake, German, 53, 260.
 café au lait, 653.
 frappé, 614.
 noir, 653.
 parfait, 585.

- Coffee, care of, 6.
 custards, 558.
 for breakfast, 652.
 how to keep, 6.
 iced, 653.
 jelly, 572.
 junket, 568.
 stains, to remove, 711.
- Cold slaw, 233, 440.
- Colds, flaxseed lemonade for, 662.
- Comfitures, defined, 720.
- Compote, defined, 720.
- Condiments. See Catsups; Pickles; Sweet Pickles.
- Consommé, defined, 720.
 See Bouillon; Broth; Soups.
- Constipation, diet for, 30, 31.
- Cookies, auntie's, 285.
 caraway, 286.
 currant, 285.
 eggless, 292.
 Fannie's, 287.
 German almond, 286.
 lemon, 286.
 molasses, 288.
 oatmeal, 285.
 peanut, 287.
 plain, 292.
 sand, 287.
 spice, 286.
 sponge, 286.
 vanilla, 288. See Wafers.
- Cooking utensils, kind to buy, 138, 633.
- Copper utensils, dangerous in pickle-making, 633.
- Cordial, blackberry, 661.
 dandelion, 658.
 raspberry, 661.
- Corn and potatoes ("left-over"), 473.
 and tomato salad, 235.
 and tomato soup, 331.
 and tomatoes, 447, 491.
 canned, 691.
 scalloped, 447.
 balls, 446.
 bisque, 316.
 boiled, 445.
 time for cooking, 727.
 bread, buttermilk, 73.
 Dinah's, 73.
 of northern meal, 71.
 of southern meal, 71.
 sour-milk, 72.
- Corn, canned, 690.
 chowder, 331.
 creole chowder, 448.
 croquettes, 447.
 fritters, 446.
 loaf, steamed, 72.
 omelet, 448.
 pone, 74.
 potted, 691.
 pudding, 445, 446.
 soup, cream of, 320.
 stewed, 445.
 succotash, 446.
 soup, 327.
 sweet, griddle-cakes, 70.
 tomatoes stuffed with, 492.
 waffles, 75.
- Corned beef, 370, 376.
 boiled, 376.
- Corned beef, boiled, time for cooking, 725.
 ham, baked, 398.
 tongue, 376.
 time for cooking, 726.
- Corn-meal and graham griddle-cakes, 70.
 breakfast breads, 71.
 corn pone, 74.
 crumpets, 72.
 dumplings, 550.
 gems, 73.
 hominy-cake, 74.
 how to keep, 7.
 Indian pudding, baked, 534.
 boiled, 521, 522.
 Johnny-cakes, 74.
 loaf, steamed, 72.
 muffins, two-and-two, 73.
 mush, 42, 45.
 Philadelphia scrapple, 197.
 tea cakes, 611.
 waffles, 75.
- Cornstarch hasty pudding, 526.
 pudding, 538.
- Cosmetics, mutton and lamb fat, 697.
- Cottage cheese sandwiches, 214, 216.
 pie, 181.
 pudding, 535.
 raspberry, 531.
 baked, 531.
- Cough in fever patient, flaxseed tea for, 662.
- Crab and tomato salad, 227.
 bisque, 315.
 cutlets, 98.

- Crab salad, 226.
 soup, 335.
- Crabapple jelly, 631.
 preserves, 628.
 sweet pickles, 643, 644.
- Crabs and champignons (mush-rooms), 156.
 deviled, 155.
 en coquille, 156.
 fricassee, 348.
 soft-shell, broiled, 345.
 fried, 104, 346.
- Cracked wheat, 44.
 frumenty, 540.
- Cracker pudding, 540.
- Crackers, anchovy, toasted, 206.
 and cheese, deviled, 202.
 broken to use, 697.
 cheese, 201.
 deviled, 223.
 how to buy and keep, 6.
 toasted, 206.
 water, 269.
- Cranberries spiced, 645.
- Cranberry and raisin pie, 512.
 jelly, 631.
 pie, 512.
 pudding, 519.
 sauce, 358.
 tarts, 517.
- Cream cake, 276.
 cheese, 201.
 and lettuce sandwiches, 614.
 for sandwiches, 613.
 golden buck, 202.
 gravy, for boiled black bass, 339.
 for fried chicken, 124.
 puffs, 573.
 cocoanut, 288.
 filling for, 288, 573.
- salad, cabbage, 441.
 dressing, 225.
 of sour cream, 225.
- sauce, 551.
- soups, asparagus, 321.
 beet, 319.
 celery, 319.
 cheese, 322.
 chicken, 308, 309.
 corn, 320.
 general directions, 318.
 lettuce, 322.
 onion, 320.
 pea, 321.
 potato, 320.
- Cream soups, sago, 322.
 spinach, 318.
 tapioca, 321.
 tomato, 319.
 strawberry sillibub, 571.
 toast, 76.
 whipped, 554, 558.
 tomatoes with, 235.
- Creole, à la, defined, 720.
- chowder, 448.
 salmi of duck, 405.
- Creamed fritters, 545.
 sugar and butter, defined, 720.
- Cress and apple salad, 238.
- Crisps, peanut, 612.
- Croquettes, beef, 192.
 brain, 190.
 for garnishing, 385.
 carrot, 442.
 celery, 192.
 chestnut, 450, 496.
 chicken, 189.
 and celery toast, 206.
 and macaroni, 190.
 corn, 447.
 defined, 720.
 egg, 87.
 English walnut, 496.
 fish and potatoes, 191.
 general directions, 188.
 green peas, 405.
 hominy, 191, 455.
 lobster, 189.
 mushroom, 193.
 oyster, 188.
 oyster-plant (salsify), 193.
 peanut, 451.
 potato, 132, 191, 470.
 and nut, 192.
 rice, 190, 480.
 and tomato, 480.
 salmon, 99.
 salsify, 193.
 shad, 95.
 roe, 97.
 sweet potato, 478.
 and chestnut, 478.
- sweetbread, 193.
 tomato, 490.
 turkey, 126, 189.
 veal, 189.
 and celery toast, 206.
 and ham, 191.
 and spaghetti, 190.
- Croup, remedy for, 711.
- Croustade, defined, 720.

- Croutons, anchovy, 161.**
 defined, 720.
 for soup, 333.
- Crullers, buttermilk, 294.**
 date, 295.
 ideal, 294.
 Mary's, 294.
 sunnybank, 295.
 to fry properly, 293.
 to keep, 292.
 See also, Doughnuts.
- Crumb pie, 515.**
- Crumpets, corn-meal, 72.**
 defined, 720.
 English, 60, 61.
- Crustaceans. See Shellfish.**
- Crystallized fruits, 602.**
- Cucumber and sweetbread salad, 237.**
 pickles, 633, 640, 643.
 sliced, 634.
 sweet, 643.
- Cucumber salad, 234.**
 with sandwiched toast,
 206.
 sauce, cream, 357.
 plain, 357.
- Cucumbers and tomatoes, raw, 489.**
 baked, 450.
 dill pickles, 647.
 fried, 212, 450.
 raw, 449.
 ripe, pickled, 640.
 stewed, 449.
 stuffed, 449.
 sweet pickles, 643.
 with lemon juice, 234.
- Culinary terms, defined, 719.**
- Cup custards, cold, 555.**
 sponge cake, 267.
- Curing ham, Virginia recipe, 399.**
- Currant and raspberry ice-cream, 589.**
 buns, 59, 262.
 cake, 277.
 catsup, 650.
 cookies, 285.
 gingerbread, 283.
 jam, Banbury tarts, 518.
 jelly, 630.
 pie, 513.
 shortcake, 258.
 tarts 516.
- Currants, spiced, 645.**
- Curried beef, 171.**
 chicken, 172.
 eggs, 81, 166.
- Curried eggs, banana toast to ac-
 company, 166.**
 lamb, 172.
 lobster, 154.
 mutton, 172.
 oysters, 149.
 pork cutlets, 114.
 salmon, 162.
 scallops, 104.
 shrimps, 157.
 tomatoes, 493.
 green, 493.
 veal, 171.
- Curry, bananas served with, 172.**
 boiled rice served with, 172.
 defined, 720.
- Curtains, lace, to dry-clean, 707.**
- Custard filling, 280.**
 pie, 509, 516.
 rice, pudding, 532.
- Custards, apple snow, 561.**
 baked, 555.
 banana froth, 563.
 chestnuts and whipped cream,
 559, 561.
 chocolate, baked, 556.
 boiled, 556.
 cinnamon, 558.
 cocoanut, 557.
 tapioca, 557.
 coffee, 558.
 cup, boiled, 555.
 floating island, 557.
 fruited whipped cream, 560.
 how to prepare milk for, 555.
 marrons with whipped cream,
 559, 561.
 onion, 463.
 orange, 558.
 and cocoanut delight, 562.
 cream, 559.
 peach sponge, 560.
 pineapple Charlotte, 561.
 snow, 562.
 prune Charlotte, 559.
 raspberry cream sponge, 562.
 float, 560.
 rice, 557.
 strawberry float, 560.
 tapioca-cocoanut, 557.
 French, 556.
 time for baking, 727.
- Cutlets, Béarnaise sauce for, 357.**
 cheese, 204.
 crab, 98.

- Cutlets, fish, 98.**
 lobster, 98, 154.
 oyster, 351.
 pork, broiled, 113.
 curried, 114.
 sweetbread, 121.
 veal, 377.
 and bacon, 127.
 breaded, 379.
 chops recommended in place
 of, 4.
 fried, 127.
- DAFFODILS, 84.**
Daisy cake, 272.
 salad, 234.
Dandelion cordial, 658.
 salad, 233.
 stewed, 451.
 tea, 658.
 wine, 658.
- Date and nut sandwiches, 217.**
Date creams, 596.
 crullers, 295.
 pudding, 536.
- Dates and rhubarb, 241.**
 cheese, 204.
 stuffed, 602.
- De Brie, defined, 720.**
Decanters, to clean, 702.
Decay, of vegetables, etc., preven-
tion, 6.
- Definitions, of culinary terms, 719.**
Demitasse, defined, 720.
Dessert, dishes for, 503.
 fruits for, 576.
- Deviled clams, 102, 153.**
 cod, 166.
 crab, 155.
 crackers, 223.
 and cheese, 202.
 defined, 720.
 eggs, 80, 167.
 halibut, 166.
 lobster, 155.
 oyster patés, 145.
 panned oysters, 149.
 toast, 205.
- Devil's food, 270.**
Devonshire pork pies, 393.
Diet, for children, 26.
 influence on digestion, 28, 29, 30.
- Dill pickles, 647.**
Dinah's corn bread, 73.
Dinner, brown, 674.
 classes of, 668.
- Dinner, dessert dishes for, 503.**
 familiar talk, 300.
 green and white, 673.
 manner of serving, 21, 22, 671-
 673.
 menus for, 669-671.
 pink, 674.
 sweets of all sorts, 503.
 to set table for, 21, 22, 669.
 vegetables for, 427.
 yellow, 675.
- Dish towels, care of, 10.**
Dishes for the sick. See Invalids,
 Dishes for.
- Dough cakes. See Small cakes.**
 sour, to save, 716.
 use of saleratus, 13.
- Doughnuts, mother's 293.**
 quick, 293.
 sour milk, 293.
 time for cooking, 726.
 to fry properly, 293.
 to keep, 292.
 See also, Crullers.
- Drawn butter sauce, 353.**
Dressing, for turkey, bread, 400.
 chestnut, 401.
 oyster, 401.
 sausage, 401.
 for ducks, 404.
 for roast duck, peanut, 497.
- Dried apples and peaches, 244.**
 beans, care of, 6.
 beef and eggs, 87.
 mushrooms and eggs, 213.
 peaches, stewed, 619.
 pears, stewed, 620.
 peas, care of, 6.
 rusk, 57.
- Drinks. See Beverages; Invalids,**
 Drinks for.
- Dripping, 696.**
Drop cakes, Alma's, 287.
 potato, 208.
- Duchesse potatoes, 472.**
Ducks, braised, 405.
 creole salmi of, 405.
 how to carve, 16.
 roast, 404.
 apple and nut salad to accom-
 pany, 232.
 apple sauce for, 358.
 peanut stuffing for, 497.
 spiced cranberries to accom-
 pany, 645.
 time for cooking, 725.

- Ducks**, to prepare for cooking, 404.
- Dumplings**, apple, 549.
 cherry, 549.
 corn-meal, 550.
 for chicken stew, 411.
 orange, 551.
 peach, 550.
 potato, 475, 476.
 raspberry, 549.
 suet, 550.
- Dysentery**, blackberry cordial for, 661.
- EAST INDIAN PUDDING**, 526.
 sweetmeats, imitation, 626.
- Eclair**, defined, 720.
- Eel soup**, 335.
- Eels**, fried, 105.
 stewed, 105.
- Egg and cheese timbales**, 200.
 and olive sandwiches, 613.
 biscuits, 58.
 bread, southern, 71.
 croquettes, 87.
- Egg nog**, 662.
 omelet, with marmalade, 248.
 salad, with boiled dressing, 228.
 with sardine mayonnaise, 228.
 sandwiches, 215.
 sauce, 353.
 for boiled fresh codfish, 341.
 soup, 333.
 timbales, 167.
 tomatoes, canned, 690.
- Eggless cookies**, 292.
- Eggplant**, broiled, 133.
 fried, 133, 452.
 scalloped, 453.
 stewed, sauce piquante, 454.
 stuffed, on half-shell, 452.
 with tomatoes, 453.
- Eggs**, age of, to determine, 78.
 and chicken, scalloped, 168.
 and dried mushrooms, 213.
 and frizzled beef, 87.
 and minced ham, 81.
 and minced kidneys, 81.
 and minced tongue, 81.
 and shrimps, 158.
 and tomatoes, 85.
 scalloped, 210.
 baked soufflé of, 85.
 boiled, 78.
 curried, 81, 166.
 daffodils, 84.
- Eggs**, deviled, 80, 167.
 fried, 80.
 and tomatoes, 492.
 with brown sauce, 80.
 how to keep, 6.
 in cases, 88.
 minced, 88.
 minced veal garnished with, 172.
 nesting, 84.
 poached, 78.
 and tomatoes, 492.
 clear soup with, 306.
 in milk, 79.
 sardine, 160.
 savory, 81.
 scalloped, 88.
 scrambled, 79.
 in cups, 79.
 with asparagus tops, 86.
 with cheese, 86.
 shirred, 88.
 See Omelets.
- Embroidery**, Battenberg, to clean, 700.
- Emergencies**, how to meet, 715.
 unexpected guests, preparing for, 32.
- En coquille**, defined, 720.
- Endive**, defined, 720.
 salad, 237.
- English crumpets**, 60, 61.
 muffins, 60.
 omelet, 82.
 pork pie, 394.
 walnut cream, 597.
 fondant for, 598.
 croquettes, 496.
 sandwiches, 215.
- Entrées**, defined, 720.
- Entremets**, defined, 720.
- Espagnole sauce**, 358.
- Etiquette**, familiar talk about, 681.
- Evening suppers**, 676.
 menus for, 677.
 to set table for, 677.
- FAMILIAR TALKS**.
 Breakfast, 34.
 Who Rules the Home? 89.
 Where we Eat, 107.
 With Martha in her Kitchen, 137.
 The Family Luncheon, 143.
 Living to Learn, 183.
 With the Nominal Mistress of the House, 249.

- FAMILIAR TALKS,**
 A Friendly Word with "Our Maid," 296.
 Dinner, 300.
 •Is Impromptu Hospitality a Lost Art? 361.
 Even-threaded Living, 498.
 Common Sense and "Etiquette," 681.
 Emergencies, Broken China, and — "In case of," 715.
 Fannie's cookies, 287.
 Farcie, defined, 720.
 tomato, 210.
 Farina, 45.
 Farmer's chowder, 328.
 Feather griddle-cakes, 68.
 Fermenty, 540.
 Fig and bread pudding, 535.
 and nut sandwiches, 218.
 and raisin pudding, 521.
 filling, 281.
 jelly, 575.
 pudding, 520, 521.
 sandwiches, 218.
 Figs and rhubarb, 241.
 creamed, 575.
 Fillets, defined, 720.
 of beef, time for cooking, 725.
 of fish, broiled, time for cooking, 726.
 fried, time for cooking, 726.
 of flounder, baked, 343.
 of flounder, fried, 343.
 of haddock, 100.
 of halibut, 100.
 baked, 341.
 of turkey, with rice, 401.
 of veal, roast, stuffed, 378.
 Fillings, 279, 280.
 almond, 281.
 caramel, 279.
 cocoanut, 280.
 custard, 280.
 fig, 281.
 for cream puffs, 288, 573.
 for marshmallow cake, 275.
 for Minnehaha cake, 274.
 for mocha cake, 274.
 for orange layer cake, 271.
 for white mountain cake, 273.
 marshmallow, 279.
 soft white, 279.
 Fines herbes, defined, 721.
 Finnan haddie, broiled, 106.
 defined, 721.
 Fire, how to build, 712.
- Fire, hard-coal, 714.**
 soft-coal, 714.
 wood, 713.
 quick, 714.
- Fish, anchovies au lit, 161.**
 anchovy bars, 223.
 bisque, a "left-over," 336.
 crackers, toasted, 206.
 croutons, 161.
 sandwiches, 220.
 sauce, 355.
 toast, 161, 223.
 and potato croquettes, 191.
 balls, cod, 104.
 black bass, boiled, 338.
 cream gravy for, 339.
 time for cooking, 726.
 bluefish, baked, 338.
 time for baking, 725.
 boiled, time for cooking, 726.
 broiled, 338.
 time for cooking, 726.
 stuffed, 340.
 boiled, time for cooking, 726.
 brook trout, fried, 345.
 catfish, fried, 101.
 chowder, baked, 165.
 cod, balls, 104.
 Beauregard, 163.
 bisque, 317.
 "Cape Cod folks" tid-bit, 165.
 creamed, 104.
 deviled, 166.
 fresh, baked, 341.
 fresh, boiled, 341.
 egg sauce for, 341.
 time for cooking, 726.
 cutlets, 98.
 eels, fried, 105.
 stewed, 105.
 fillets of, fried, time for cooking, 726.
 finnan haddie, broiled, 106.
 defined, 721.
 flounder, baked fillets of, 343.
 fried fillets of, 343.
 haddock, boiled, time for cooking, 726.
 broiled, 99.
 fillets, 100.
 halibut and cheese scallop, 111.
 baked, 342.
 bisque, 317.
 boiled, time for cooking, 106.
 deviled, 166.
 fillets, 100.

- Fish, halibut filets baked, 341.**
 steak, baked, 342.
 baked with tomatoes, 343.
 steak, broiled, 100.
 fried, 100.
 for breakfast, 93.
 how to carve, 17.
 how to keep, 7.
 how to select, 5.
 fried, cream sauce for, 101.
 green peppers to accompany, 133.
 lemon sauce for, 97.
 Lenten salad, 238.
 mackerel, fresh, baked, 343.
 salt, boiled, 105.
 broiled, 105.
 muskelonge, stuffed, 340.
 oily taste, to remove, 13.
 omelet, 87.
 perch, fried, 98.
 pickerel, baked, 344.
 boned, baked, 345.
 fried, with cream sauce, 101.
 "pick-up" (of left-overs), 164.
 red snapper, baked, 337.
 boiled, 337.
 steamed, 338.
 roe, caviar in saucers, 162.
 caviar strips, 162.
 See Shad roe.
 roe, herring (smoked), grilled, 106.
 salmon, baked, 344.
 time for baking, 725.
 bisque, 317.
 boiled, time for cooking, 726.
 croquettes, 99.
 curried, 162.
 loaf, 99.
 sandwiches, 216.
 scaloped, 99, 163.
 smoked, broiled, 106.
 fried, 106.
 steaks, broiled, 98.
 trout, baked, cream gravy, 345.
 boiled, 344.
 sardine eggs, 160.
 salad, 228.
 sandwiches, 216.
 sardines, baked, 159.
 broiled, 159.
 canapés of, 159.
 grilled, 162.
- Fish, sardines, how to buy and prepare, 158.**
 in cups, 160.
 scallop (of left-overs), 164, 352.
 sea bass, baked, 339.
 shrimp sauce for, 339.
 stuffed, 339.
 shad, baked, 340.
 broiled, with sauce piquante, 94.
 time for cooking, 726.
 creamed, 164.
 croquettes, 95.
 fried, 95.
 planked, 94.
 roe, broiled, 96.
 croquettes, 97.
 fried, 96.
 scaloped, 96.
 scaloped, 96.
 slices of, broiled, time for cooking, 726.
 small, baked, time for cooking, 725.
 boiled, time for cooking, 726.
 broiled, time for cooking, 726.
 smelts, baked, 163.
 with oyster forcemeat, 163.
 fried, 97.
 soups, catfish, 336.
 clam, 334.
 clam chowder, 333.
 "long clams," 334.
 crab, 335.
 eel, 335.
 oyster, 335.
 red snapper, 333.
 scallop chowder, 334.
 time for baking and roasting, 725.
 for boiling, 726.
 for broiling, 726.
 for frying, 726.
 trout, baked, cream gravy, 345.
 boiled, 344.
 broiled, time for cooking, 726.
 fried, 98, 345.
 See Sauces for Fish and Meat;
 Shell-fish; Name of fish.
- Five-o'clock tea, 604.**
 See Afternoon tea.
Flannel cakes, Lizzie's, 68.
 See Griddle cakes.
Flaxseed lemonade, 662.
 tea, 662.
Float, raspberry, 560.

- Float, strawberry, 560.**
 See Custards.
Floating Island, 557.
Floors, hardwood, care of, 709.
 polish for, 710.
 varnished, to clean, 699.
Flounder, baked fillets of, 343.
 fried fillets of, 343.
Flour, how to keep, 7.
Flour-and-meal porridge, 44.
Foamy sauce, 553.
Fondant, defined, 721.
 for cream candies, 595.
 for creamed English walnuts,
 598.
Fondu, defined, 721.
 of cheese, 198.
Food, influence on digestion, 28.
**Forcemeat, for mock roast chicken,
 176.**
 oyster, baked smelts with, 163.
Formal breakfasts, 663.
 manner of serving, 663, 664,
 665.
 menus for, 664.
 to set table for, 663, 664.
 luncheons, manner of serving,
 667.
 menus for, 666, 667.
 to set table for, 666.
 teas, menus for, 608, 609.
Fowl, boiled, time for cooking, 726.
 pie, 389.
Fox-grape jelly, 629.
Fox grapes, spiced, 645.
Frankfurters, 113.
Frappés, café, 614.
 ginger ale, 616.
 lemonade, 615.
 maple, 583.
 orangeade, 615.
 raspberry juice, 615.
 tea, 615.
French chops, 3.
 cream almonds, 597.
 dressing defined, 721.
 fried potatoes, 475.
 mustard, home-made, 651.
 onion soup, 312.
 pancakes, 69.
 rolls, 58.
 salad dressing, 225.
 tapioca custard, 556.
Fresh mackerel, baked, 343.
 pork, season for, 4.
Fried cakes, kleiner, 269.
 vanities, 291.
 tartlets, 518.
Fritters, à la crème, 545.
 almond roulettes, 547.
 apple, 545.
 apricot, 546.
 bananas, 546, 547.
 brain, 126.
 cheese, 200.
 chicken, 124.
 clam, 103.
 corn, 446.
 green pea, 464.
 hominy, 455.
 how to fry properly, 544.
 orange, 545.
 oyster, 349.
 peach, 546.
 potato, 471.
 rhubarb, 546.
 salsify, 483.
 squash, 487.
 sweet potato, 547.
 Swiss, 547.
 time for cooking, 726.
 tomato, 491.
Frittura (Italian hotch-potch), 173.
Frizzled beef and eggs, 87.
Frogs' legs, fricasseed, 101.
 fried, 101.
 stewed, 102.
Frosted lemonade, 615.
Frostings, 278.
 boiled, 278.
 caramel, 279.
 cocoanut, 280.
 for plain loaf cake, 278.
 made with yolks, 279.
 milk, 278.
Frozen beverages. See Frappés.
Fruit baskets, 221.
Fruit cake, 264, 265.
 Christmas, 265.
 time for baking, 727.
 pudding, baked, 529.
 boiled, 524.
 rolls, 59.
 salad, 231.
 stains, to remove, 715.
Fruited whipped cream, 560.
**Fruits, apples and peaches, dried,
 244.**
 apples, for dessert, 577.

- Fruits, bananas and cream, 246.**
 ways for cooking, 432.
- Bartlett pears and cream, 246.**
 cherries, raw, 245.
 crystallized, 602.
 dried, how to keep, 7.
 for breakfast. See Breakfast Fruits.
 for dessert, 576.
 for luncheon, 241.
 grapefruit, 221.
 and strawberries, 246.
 for dessert, 578.
 grapes, hot-house, 223.
 green apples, knife to cut with, 242.
 green, utensils to cook in, 242.
 how to keep, 6.
 peaches, for dessert, 578.
 pears, Bartlett, and cream, 246.
 pineapple and orange, 245.
 and raspberries, 578.
 and strawberries, 579.
 picked, 578.
 preserved, how to keep, 7.
 raspberries and cream, 246.
 stewed, for breakfast, 40, 41.
 vessel to use, 617.
 strawberries, 579.
 and cream, 246.
 and grapefruit, 246.
 tutti-frutti, 623.
 See Canned fruits; Jam; Jellies; Pies; Preserves; Puddings; Name of fruit.
- Fruменту, 540.**
 Frying, time for, 726.
 Fudge, chocolate, 591.
 maple, 591.
 Furniture, hardwood, to clean, 702.
 heat marks on, to remove, 694.
 Fur rugs, white, to clean, 698.
- GALANTINE, 170.**
 defined, 721.
- Game, Belgian hares, 420.**
 for breakfast, 129.
 grouse, roast, 420.
 jelly sauce for, 358.
 partridges, roast, 416.
 pies, combination, 425.
 pigeon, 426.
 quail, 425.
 rabbit, 424.
 pot-pie, 425.
- Game pies, small birds, 425.**
 snipe, 425.
 squirrel, 424.
 pot-pie, 425.
 venison, 426.
 quail, broiled, 130, 417.
 time for cooking, 726.
 in paper cases, time for cooking, 726.
 roasted, 417.
 rabbit, barbecued, 129, 418.
 broiled, 129.
 casserole of, 419.
 roast, 418.
 smothered, 129.
 stewed, 419.
 roasted, endive salad to accompany, 237.
 small birds, broiled, 130.
 spiced cranberries to accompany, 645.
 squirrels, barbecued, 423.
 broiled, 422.
 roast, 423.
 stewed, 422.
 Brunswick stew, 423.
 Virginia stew, 423.
 venison, loin, haunch or leg, 416.
 saddle of, 415.
 steak, 130, 416.
 ways of cooking, 415.
 wild pigeons, braised, 421.
 stewed, 421.
 turkey, 420.
 woodcock, broiled, 130.
 roast, 416.
- Garnishes, baked browned potatoes, 469.**
 brain croquettes, 385.
 brains, fried, 384.
 eggs for minced veal, 172.
 Gelatine. See Blanc Mange.
 Gems, corn-meal, 73.
 graham, 64.
 See Muffins.
- German almond cookies, 286.**
 coffee bread, or cake, 53, 260.
 peppernuts, 289.
 German potato pancakes, 133.
 pudding, 533.
 toast, 75.
 wax beans, steamed, 436.
- Gherkins, pickled, 640.**
 Giblet sauce, 359.
 Giblets, mock pâté de foie gras, 180.
 peppers stuffed with, 182.

- Ginger ale frappé, 616.
beer, 658.
jumbles, 289.
sandwiches, 218.
wine, 658.
- Gingerbread, 281.
Aunt Nelly's, 282.
currant, 283.
hard, 282.
honey, 283.
molasses, 281.
mother's, 283.
raisin, 282.
soft, 282.
sour-milk, 283.
- Gingered pears, 620.
- Ginger-root preserves, 627.
- Gingersnaps, 289.
- Glacés, cherries, 245.
defined, 721.
fruit meringue, 586.
orange and banana meringue, 586.
strawberry surprise, 586.
- Glasgow broth, 307.
- Glass, to clean, 699.
- Glaze, defined, 721.
- Gloves, to clean, 693.
- Gold cake, 266.
- Golden buck, creamed cheese, 202.
- Goose, goslings, braised, 414.
how to carve, 16.
roast, 413.
time for cooking, 725.
salmi of, 414.
- Gooseberries, canned, 688.
for breakfast, 39.
stewed, 242.
- Gooseberry jam, Banbury tarts, 518.
pudding, boiled, 525.
- Goslings, braised, 414.
- Grafton cake, 265.
- Graham and corn-meal griddle-cakes, 70.
biscuits, 62.
bread, 49.
without yeast, 53.
gems, 64.
griddle-cakes, 71.
muffins, 65.
puffs, 64.
- Grandmother's apple cake, 263.
- Grape catsup, 649.
jelly, 630.
juice, 656.
- Grape marmalade, 622.
wine, 656, 657.
- Grapefruit, 221.
and strawberries, 245.
for dessert, 578.
- Grapes, creamed, 599.
for breakfast, 39.
green, preserved, 628.
hot-house, 223.
Jack Frost, 223.
spiced, 645.
- Grass stain, to remove, 711.
- Gravy, cream, for boiled black 339.
for fried chicken, 124.
stock for, bones, 4.
- Grease, machine, to take out, 71.
- Grease-spots, in cloth, to remove, in white silk, to remove, 599.
- Green apple sauce, hot, 242.
bean salad, 240.
corn balls, 446.
croquettes, 447.
pudding, 445, 446.
ways of cooking, 445.
See Corn.
- gages, canned, 687.
- grape preserves, 628.
- peas, boiled, 464.
broth, 329.
croquettes, 465.
fritters, 464.
pancakes, 464.
purée, 324, 325.
soufflé, 464.
soup, 329.
to prepare for cooking, 464.
- peppers, fried, 133.
pickled, Peter Piper's, 635.
pilau of, 211.
stuffed, 133, 635.
toast, 136.
- tomatoes, broiled, 135.
curried, 493.
fried, 135.
pickled, 637.
sweet pickles, 646.
vegetables, how to keep, &
- Greens, dandelions, ways of cooking, 451.
kale, to cook, 455.
spinach, salad, 238.
ways of cooking, 484.
- Griddle-cakes, 66.
batter, use of saleratus in, 13.

112
 113
 114
 115
 116
 117
 118
 119
 120
 121
 122
 123
 124
 125
 126
 127
 128
 129
 130
 131
 132
 133
 134
 135
 136
 137
 138
 139
 140
 141
 142
 143
 144
 145
 146
 147
 148
 149
 150
 151
 152
 153
 154
 155
 156
 157
 158
 159
 160
 161
 162
 163
 164
 165
 166
 167
 168
 169
 170
 171
 172
 173
 174
 175
 176
 177
 178
 179
 180
 181
 182
 183
 184
 185
 186
 187
 188
 189
 190
 191
 192
 193
 194
 195
 196
 197
 198
 199
 200
 201
 202
 203
 204
 205
 206
 207
 208
 209
 210
 211
 212
 213
 214
 215
 216
 217
 218
 219
 220
 221
 222
 223
 224
 225
 226
 227
 228
 229
 230
 231
 232
 233
 234
 235
 236
 237
 238
 239
 240
 241
 242
 243
 244
 245
 246
 247
 248
 249
 250
 251
 252
 253
 254
 255
 256
 257
 258
 259
 260
 261
 262
 263
 264
 265
 266
 267
 268
 269
 270
 271
 272
 273
 274
 275
 276
 277
 278
 279
 280
 281
 282
 283
 284
 285
 286
 287
 288
 289
 290
 291
 292
 293
 294
 295
 296
 297
 298
 299
 300
 301
 302
 303
 304
 305
 306
 307
 308
 309
 310
 311
 312
 313
 314
 315
 316
 317
 318
 319
 320
 321
 322
 323
 324
 325
 326
 327
 328
 329
 330
 331
 332
 333
 334
 335
 336
 337
 338
 339
 340
 341
 342
 343
 344
 345
 346
 347
 348
 349
 350
 351
 352
 353
 354
 355
 356
 357
 358
 359
 360
 361
 362
 363
 364
 365
 366
 367
 368
 369
 370
 371
 372
 373
 374
 375
 376
 377
 378
 379
 380
 381
 382
 383
 384
 385
 386
 387
 388
 389
 390
 391
 392
 393
 394
 395
 396
 397
 398
 399
 400
 401
 402
 403
 404
 405
 406
 407
 408
 409
 410
 411
 412
 413
 414
 415
 416
 417
 418
 419
 420
 421
 422
 423
 424
 425
 426
 427
 428
 429
 430
 431
 432
 433
 434
 435
 436
 437
 438
 439
 440
 441
 442
 443
 444
 445
 446
 447
 448
 449
 450
 451
 452
 453
 454
 455
 456
 457
 458
 459
 460
 461
 462
 463
 464
 465
 466
 467
 468
 469
 470
 471
 472
 473
 474
 475
 476
 477
 478
 479
 480
 481
 482
 483
 484
 485
 486
 487
 488
 489
 490
 491
 492
 493
 494
 495
 496
 497
 498
 499
 500
 501
 502
 503
 504
 505
 506
 507
 508
 509
 510
 511
 512
 513
 514
 515
 516
 517
 518
 519
 520
 521
 522
 523
 524
 525
 526
 527
 528
 529
 530
 531
 532
 533
 534
 535
 536
 537
 538
 539
 540
 541
 542
 543
 544
 545
 546
 547
 548
 549
 550
 551
 552
 553
 554
 555
 556
 557
 558
 559
 560
 561
 562
 563
 564
 565
 566
 567
 568
 569
 570
 571
 572
 573
 574
 575
 576
 577
 578
 579
 580
 581
 582
 583
 584
 585
 586
 587
 588
 589
 590
 591
 592
 593
 594
 595
 596
 597
 598
 599
 600
 601
 602
 603
 604
 605
 606
 607
 608
 609
 610
 611
 612
 613
 614
 615
 616
 617
 618
 619
 620
 621
 622
 623
 624
 625
 626
 627
 628
 629
 630
 631
 632
 633
 634
 635
 636
 637
 638
 639
 640
 641
 642
 643
 644
 645
 646
 647
 648
 649
 650
 651
 652
 653
 654
 655
 656
 657
 658
 659
 660
 661
 662
 663
 664
 665
 666
 667
 668
 669
 670
 671
 672
 673
 674
 675
 676
 677
 678
 679
 680
 681
 682
 683
 684
 685
 686
 687
 688
 689
 690
 691
 692
 693
 694
 695
 696
 697
 698
 699
 700
 701
 702
 703
 704
 705
 706
 707
 708
 709
 710
 711
 712
 713
 714
 715
 716
 717
 718
 719
 720
 721
 722
 723
 724
 725
 726
 727
 728
 729
 730
 731
 732
 733
 734
 735
 736
 737
 738
 739
 740
 741
 742
 743
 744
 745
 746
 747
 748
 749
 750
 751
 752
 753
 754
 755
 756
 757
 758
 759
 760
 761
 762
 763
 764
 765
 766
 767
 768
 769
 770
 771
 772
 773
 774
 775
 776
 777
 778
 779
 780
 781
 782
 783
 784
 785
 786
 787
 788
 789
 790
 791
 792
 793
 794
 795
 796
 797
 798
 799
 800
 801
 802
 803
 804
 805
 806
 807
 808
 809
 810
 811
 812
 813
 814
 815
 816
 817
 818
 819
 820
 821
 822
 823
 824
 825
 826
 827
 828
 829
 830
 831
 832
 833
 834
 835
 836
 837
 838
 839
 840
 841
 842
 843
 844
 845
 846
 847
 848
 849
 850
 851
 852
 853
 854
 855
 856
 857
 858
 859
 860
 861
 862
 863
 864
 865
 866
 867
 868
 869
 870
 871
 872
 873
 874
 875
 876
 877
 878
 879
 880
 881
 882
 883
 884
 885
 886
 887
 888
 889
 890
 891
 892
 893
 894
 895
 896
 897
 898
 899
 900
 901
 902
 903
 904
 905
 906
 907
 908
 909
 910
 911
 912
 913
 914
 915
 916
 917
 918
 919
 920
 921
 922
 923
 924
 925
 926
 927
 928
 929
 930
 931
 932
 933
 934
 935
 936
 937
 938
 939
 940
 941
 942
 943
 944
 945
 946
 947
 948
 949
 950
 951
 952
 953
 954
 955
 956
 957
 958
 959
 960
 961
 962
 963
 964
 965
 966
 967
 968
 969
 970
 971
 972
 973
 974
 975
 976
 977
 978
 979
 980
 981
 982
 983
 984
 985
 986
 987
 988
 989
 990
 991
 992
 993
 994
 995
 996
 997
 998
 999
 1000

iddle-cakes, buckwheat, 66, 67.
 quick, 67.
 sour-milk, 67.
 corn-meal and graham, 70.
 feather, 68.
 French pancakes, 69.
 graham, 71.
 hominy, 70.
 huckleberry, 68.
 Lizzie's flannel, 68.
 peas, 69.
 rice, 68.
 sour-milk, 69.
 corn-meal, 72.
 stale-bread, 69.
 sweet-corn, 70.
 whole wheat, 67.
 Griddles, care of, 10.
 Gridirons, care of, 10.
 Grilled, defined, 721.
 Grouse, roast, 420.
 time for cooking, 725.
 Gruyère, defined, 721.
 Guests, unexpected, providing for, 32.
 Gumbo, chicken, 310, 311.
 oyster, 311.
 shrimp, 311.
 HADDOCK, boiled, time for cooking, 726.
 broiled, 99.
 cutlets, 98.
 fillets, 100.
 finnan, broiled, 106.
 defined, 721.
 Hairbrushes, to clean, 710.
 Halibut and cheese scallop, 165.
 baked, 342.
 bisque, 317.
 boiled, time for cooking, 726.
 devised, 166.
 fillets, 100.
 baked, 341.
 steak, baked, 342.
 with tomatoes, 343.
 broiled, 100.
 fried, 100.
 Ham and chicken pie, 390.
 and chicken sandwiches, 613.
 and sweet peppers, scalloped, 211.
 and veal croquettes, 191.
 baked, 398.
 time for cooking, 725.

Ham, barbecued, 112, 397.
 boiled, 397.
 cider sauce for, 359.
 time for cooking, 726.
 breaded, 398.
 champagne sauce for, 359.
 corned, baked, 398.
 fresh, barbecued, 397.
 mince turnover, 174.
 minced, and eggs, 81.
 omelet, 87.
 rolls stuffed with, 612.
 salad, 235, 239.
 sandwiches, 214.
 hot, 219.
 savory, 181.
 stuffed, 399.
 to cure, Virginia recipe, 399.
 toast, 77.
 tomatoes stuffed with, 491.
 Hamburg steaks, 116.
 Hands, care of, 708.
 to soften and whiten, 708.
 Hard gingerbread, 282.
 sauce, 552.
 Hardwood floors, care of, 709.
 furniture, to clean, 702.
 Hares, Belgian, 420.
 Brunswick stew, 423.
 Virginia stew, 423.
 See also, Rabbit; Game.
 Hash, potato, fried, 473.
 sandwiches, 217.
 Hasty pudding, cornstarch, 526.
 Hats, straw, to clean, 709.
 Heart, beef, boiled, 375.
 roast, 376.
 calf's roast, 380.
 Heat marks, to remove, 694.
 Hem-stitching, to draw thread in linen, 701.
 Hermits, 292.
 Herring (roe), smoked, grilled, 106.
 Hickory-nut candy, 602.
 Hoarhound candy, made with dried leaves, 596.
 with fresh leaves, 596.
 Hollandaise sauce, 354.
 Home remedies, for colds, flaxseed lemonade, 662.
 for cough, flaxseed tea, 662.
 for croup, 711.
 for dysentery, blackberry cordial, 661.
 for scalds, 187.

- Home remedies, for sore throat,
 slippery-elm tea, 662.
 for whooping cough, 712.
 Home-made sausages, 113.
 French mustard, 651.
 Hominy, baked, 454.
 boiled, 42, 43.
 cake, corn-meal, 74.
 croquettes, 191, 455.
 fried, 136.
 fritters, 455.
 griddle-cakes, 70.
 pudding, plain, 454.
 ways of cooking, 454.
 Honey gingerbread, 283.
 Hornet sting, to draw poison, 707.
 Hors d'œuvres, defined, 721.
 Horseradish sauce, 355.
 Hot cross buns, 59.
 Hot tamales, Mexican, 411.
 Hot-pot, beef, 373.
 Hotch potch, Italian, 173.
 mutton, 386.
 Hot-house grapes, 223.
 Huckleberries, for breakfast, 39.
 Huckleberry cake, 261.
 griddle-cakes, 68.
 pudding, 522.
 shortcake, 258.
 ICE-CHEST, ants in, to get rid of, 716.
 Ice-cream, Alaska bake, 586, 587.
 banana, whole, 588.
 burnt almond, 582.
 café parfait, 585.
 candied citron, 589.
 chocolate, 582.
 how to freeze, 580.
 macaroon, 584.
 mousse, 584.
 maple frappé, 583.
 Nesselrode pudding, 583.
 peach, 584, 585.
 pistachio, 583.
 plum Bavarian, 589.
 raspberry and currant, 589.
 crushed, 583.
 mousse, 584.
 parfait, 585.
 strawberry, crushed, 583.
 mousse, 584.
 tutti-frutti, 587.
 vanilla, 581.
 chocolate sauce for, 581.
 Iced coffee, 653.
 drinks, utensils for making, 659.
 orange juice, 660.
 Iced tomato salad, 236.
 Ices, berry sherbet, 587.
 cherry, 588.
 cider, 589.
 fruit meringue glacé, 586.
 how to freeze, 580.
 lemon-and-orange sherbet, 587.
 maple frappé, 583.
 orange and banana meringue
 glacé, 586.
 strawberry surprise, 586.
 See Frappés.
 Icing for peppernuts, 291.
 See Frostings.
 Ideal cutlers, 294.
 Imitation caper sauce, 360.
 India relish, 637, 638.
 Indian and rye bread, 50.
 meal. See Corn-meal.
 pudding, baked, 534.
 boiled, 521, 522.
 Informal teas, menus for, 606, 607.
 Ink, dry, to remove from carpet, 704.
 fresh, to remove from carpet, 715.
 stains on fingers, to remove, 185.
 Insect sting, to draw poison, 707.
 Invalids, dishes for,
 arrowroot blanc mange, 563.
 boiled eggs, 78.
 boiled rice with milk and egg,
 543.
 broiled chicken, 124, 406, 407.
 celery soup, 328.
 chicken broth, 336.
 cream toast, 76.
 cup custards, boiled, 555.
 egg soup, 333.
 fresh pork bad for, 4.
 milk toast, 75.
 oyster stew, 148.
 oyster toast, 77.
 poached eggs, 78.
 potatoes on half-shell, 208
 470.
 quail, broiled, 130, 417.
 rice blanc mange, 570.
 rice, boiled, 43, 44, 479.
 rice jelly, 572.
 soft toast, 205.
 stewed celery root, 444.
 stuffed potatoes, 470.
 tapioca jelly, 572.
 vegetable soup, 322-333.
 wine jelly, 574.
 drinks for,
 apple tea, 662.



- Invalids, drinks for, beef juice, 313.**
 beef tea, 314.
 blackberry cordial, 661.
 chocolate, 653.
 cocoa, 653.
 dandelion cordial, 658.
 dandelion wine, 658.
 egg-nog, 662.
 flaxseed lemonade, 662.
 flaxseed tea, 662.
 grape juice, 656.
 grape wine, 656, 657.
 iced orange juice, 660.
 milk-shake, 660.
 raspberry cordial, 661.
 sarsaparilla wine, 659.
 slippery-elm, 662.
 tea, hot, 652.
 toast water, 661.
- Irish potato pie, 514.**
 stew, 182.
- Iron rust, to remove, 703.**
- Italian artichokes, boiled, 431.**
 fried, 431.
 with sauce tartare, 431.
 cabbage, 441.
 cream, 505.
 hotch-potch, 173.
 pancakes, 548.
 See Jerusalem artichokes.
- JAM, Banbury tarts, 518.**
 berry, 622.
 omelet, 247.
 peach, 621.
 raspberry (red), 623.
- Jardinière, defined, 721.**
- Jellied chicken, 176.**
 tongue, 175.
- Jellies, how to keep, 7.**
- Jelly, apple, 632.**
 berry, 622.
 cider, 567.
 coffee, 572.
 crabapple, 631.
 cranberry, 631.
 currant, 630.
 fig, 575.
 fox-grape, 629.
 grape, 630.
 orange, 571.
 pancakes, 549.
 peach, 621, 631.
 prune and nut, 574.
 quince, 630.
- Jelly, raspberry, 572.**
 rhubarb, 631.
 rice, 572.
 roll, 270.
- Jelly sauce, 358, 553.**
 tapioca, 572.
 tutti-frutti, of canned fruit, 574.
 wine, 574.
- Jersey pancakes, 548.**
- Jerusalem artichokes, baked, 430.**
 boiled, 430.
 See Italian artichokes.
- Jet trimming, to clean, 706.**
- Johnny-cakes, 74.**
- Julienne, defined, 721.**
 soup, 311.
- Jumbles, ginger, 289.**
 See Small cakes.
- Jumboyla, 350.**
- Junket, 567.**
 coffee, 568.
 vanilla, 568.
- KALE, to cook, 455.**
- Kartoffelklosse (potato balls), 476.**
- Kerosene, spilled on floor, what to do, 186.**
 uses of, 698.
- Kettles, care of, 9.**
- Kid gloves, to clean, 603.**
- Kidneys, à la brochette, 120.**
 and mushrooms, 118.
 broiled, 119.
 fried, 119.
 how to buy and prepare, 118.
 minced, and eggs, 81.
 pie, 392.
 sautés, 120.
 savory, 118.
 stewed, 119.
 brown stew, 118.
- Kitchen, how to arrange and furnish, 137.**
 sink, care of, 11.
 stove, construction of, 712.
 how to build fire in, 713, 714.
 screen for, 138.
 table, zinc covering, 137.
 utensils, care of, 9.
 kind to buy, 138.
 of tin, to keep from rusting, 710.
- Kleiner, 269.**
- Kohlrabi turnips, 495.**
 with leaves, 495.

- Koumiss**, 660.
defined, 721.
- LACE**, black, to clean, 700.
curtains, to dry-clean, 707.
white, to dry-clean, 701.
yellow, to clean, 699.
- Lamb and peas**, stewed, 387.
Brunswick stew, 423.
chops, 128.
broiled, time for cooking, 726.
casserole of, 195, 387.
curried, 172.
fat, 697.
how to select, 3.
jelly sauce for, 358.
mince turnover, 174.
minced, and rice, 173.
baked, 171.
roast, 386.
claret or *Bordelaise* sauce
for, 357.
mint sauce for, 356.
time for cooking, 725.
sandwiches, 215.
season for, 3.
shoulder, stuffed, 386.
to carve, 16.
tomatoes stuffed with, 491.
Virginia stew, 423.
- Lamb's brain croquettes**, 190.
liver and rice, casserole of, 195.
how to select, 5.
larded, 381.
mock *pâté de foie gras*, 180.
tongue, barbecued, 128.
- Lard**, use in preserving eggs, 6.
- Lardoons**, defined, 721.
- Laudanum**, antidote for, 712.
- Laundry-marks**, to remove, 702.
- Lawns**, black, starch for, 709.
- Laxatives**, rhubarb and figs, 241.
- Layer cake**, chocolate frosting, 278.
cocoanut and citron, 267.
daisy, 272.
foundation for, 275.
marshmallow, 274.
filling for, 275.
Minnehaha, 274.
filling for, 274.
mocha, 273.
filling for, 274.
orange, 271.
filling for, 271.
time for baking, 277.
- Layer-cake**, white mountain, 273.
filling for, 273.
See *Fillings*.
- Leather**, patent, to polish, 705.
to keep from cracking, 708.
- "Left-overs,"**
asparagus and shrimp salad, 23.
bean and tomato soup, 326.
beef and potato pie, 391.
and tomato pie, 391.
croquettes, 192.
curried, 171.
réchauffé, à la *jardinière*, 311.
roast, underdone, how to fix
up, 371.
tomatoes stuffed with, 491.
sandwiches, 215.
with sauce *piquante*, 174.
- beet salad, 230.
brain croquettes, 190.
carrot croquettes, 442.
cauliflower salad, 230.
celery croquettes, 192.
roots, stewed, 444.
- chicken and eggs, scalloped, 168.
and ham, minced, baked, 174.
and macaroni, 457.
and macaroni, creamed, 197.
and macaroni croquettes, 194.
club sandwiches, 220.
cream, 125, 196.
croquettes, 189.
fritters, 124.
imitation terrapin, 126.
Mexican hot tamales, 411.
mince turnovers, 174.
minced, on half-shell, 125.
mock casseroles of, 196.
omelet, 125.
salad, 226.
sandwiches, 214.
scallops of, 197.
timbales, 168.
tomatoes stuffed with, 491.
- cod, deviled, 166.
codfish balls, 104.
cream, 104.
- corn and potatoes, 473.
and tomato salad, 235.
and tomatoes, 447, 49.
and tomatoes, scallop
balls, 446. 145
croquettes, 447.
fritters, 446.

"Left-overs," corn omelets, 448.
 corn pudding, 445, 446.
 tomatoes stuffed with, 492.
 cottage pie, 181.
 crab cutlets, 98.
 crabs and champignons, 156.
 deviled, 155.
 en coquille, 156.
 duck, creole salmi of, 405.
 fish bisque, 336.
 croquettes, 191.
 cutlets, 98.
 Lenten salad, 238.
 omelet, 87.
 peppers stuffed with, 466.
 "pick-up" of, 164.
 scallop, 164.
 fishballs, 104.
 goose, salmi of, 414.
 green-bean salad, 240.
 green-pea croquettes, 465.
 fritters, 464.
 pancakes, 209, 464.
 soufflé, 464.
 halibut and cheese scallop, 165.
 deviled, 166.
 ham and eggs, mince of, 81.
 and sweet peppers, scalloped,
 211.
 and veal croquettes, 191.
 mince turnovers, 174.
 omelet, 87.
 salad, 235, 239.
 sandwiches, 214.
 savory, 181.
 tomatoes stuffed with, 491.
 hash sandwiches, 217.
 hominy, baked, 454.
 croquettes, 191, 455.
 fried, 136.
 fritters, 455.
 lamb and ham, minced, baked,
 171.
 mince turnovers, 174.
 minced, and rice, 173.
 sandwiches, 215.
 tomatoes stuffed with, 491.
 liver and rice, casserole of, 195.
 salmi of, 381.
 lobster, creamed, 154.
 croquettes, 189.
 curried, 154.
 cutlets, 98, 154.
 deviled, 155.
 salad, 226.

"Left-overs," lobster sandwiches,
 219.
 scalloped, 155.
 macaroni and chicken, 457.
 rissoles, 458.
 tomato stuffed with, 492.
 Macedoine salad, 231.
 meat, cottage pie, 181.
 Italian hotch-potch, 173.
 mince turnovers, 174.
 minced, baked, 171.
 tomatoes, stuffed with, 491.
 mince, baked, 171.
 savory, 169.
 turnovers, 174.
 mutton mince with tomatoes, 178.
 minced, 128.
 and tomato toast, 128.
 sandwiches, 215.
 tomatoes stuffed with, 491.
 oatmeal, 43.
 pea pancakes, 209.
 peppers, stuffed, 133, 466, 635.
 stuffed with fish, 466.
 potato and nut croquettes, 192.
 croquettes, 132, 191, 470.
 fritters, 471.
 hash, fried, 473.
 omelet, 132, 475.
 puff, 208.
 salad, 230.
 scallop, 207, 471.
 potatoes à la duchesse, 472.
 à la Lyonnaise, 131, 472.
 and corn, 473.
 savory, 473.
 scalloped, 207, 471.
 rice and cheese pudding, 198, 211.
 and liver, casserole of, 195.
 buttered, 209, 479.
 croquettes, 190, 480.
 omelet, 86.
 tomatoes stuffed with, 492.
 salad sandwiches, 216.
 salmon croquettes, 99.
 loaf, 99.
 shad, creamed, 164.
 croquettes, 95.
 scalloped, 96.
 shrimp and asparagus salad, 237.
 squash, baked, 486.
 pancakes, 487.
 scalloped, 487.
 stock, 304.

- "Left-overs," string beans, savory, 437.
 sweet peppers and ham, scalloped, 211.
 sweet potato croquettes, 478.
 puff, 209, 478.
 sweet potatoes and bacon, scalloped, 477.
 au gratin, 208, 478.
 sweetbread sandwiches, 219.
 sweetbreads, creamed, 122.
 tomato and bean soup, 326.
 and corn salad, 235.
 croquettes, 490.
 tomatoes and corn, 447, 491.
 and corn, scalloped, 447.
 stuffed with corn, 492.
 with macaroni, 492.
 with meat, 491.
 with rice, 492.
 tongue and eggs, mince of, 81.
 breaded, with tomato sauce, 181.
 cold, how to use, 179.
 Italian entrée, 375.
 salad, 235.
 sandwiches, 219.
 tomatoes stuffed with, 491.
 turkey and oysters, scallop of, 402.
 and sausage pudding, 403.
 croquettes, 126, 189.
 fillets of, with rice, 401.
 ragout of, 403.
 roast, réchauffé, 402.
 salad, 226.
 scallops, 126, 197.
 timbales, 168.
 "turkey rack" soup, 312.
 veal and ham croquettes, 191.
 and ham, minced, baked, 171.
 and spaghetti croquettes, 190.
 croquettes, 189.
 loaf, 175.
 mince turnovers, 174.
 minced, garnished with eggs, 172.
 pressed, 175.
 salad, 239.
 "toss-up" of, 172.
 Lemon and orange sherbet, 587.
 butter, 596.
 cake, 272.
 cookies, 286.
 cream pie, 507.
 Lemon marmalade, 623.
 pie with crust, 507.
 without crust, 508.
 sauce for fish, 97.
 for puddings, 552.
 soufflé, 543.
 tarts, 517.
 wafers, 616.
 Lemonade, 655.
 flaxseed, 662.
 frosted, 615.
 lively, 655.
 Lenten salad, 238.
 Lentil soup, 329.
 Lentils, defined, 721.
 Lettuce and cream cheese sandwiches, 614.
 and tomato salad, 229.
 salad, simple, 229.
 sandwiches, 218.
 brunette, 214.
 with cottage cheese, 216.
 soup, 328.
 cream of, 322.
 Library paste, 695.
 Lima beans, 435.
 boiled, time for cooking, 77.
 canned, 692.
 soup, 332.
 with white sauce, 435.
 Linens, care of, 23.
 claret or fruit stains on, 715.
 mildewed, to clean, 716.
 to draw thread in, 701.
 to remove iron rust from, 702.
 Linoleum, to clean, 705.
 "Linsen" soup, 329.
 Lively lemonade, 655.
 Liver and bacon, 122.
 and rice, casserole of, 195.
 beef, stewed, 117.
 broiled, en brochette, 122.
 time for cooking, 726.
 calf's, à la jardinière, 383.
 casserole of, 384.
 larded, baked, 180.
 time for cooking, 725.
 fried, 123.
 how to select, 5, 122.
 lamb's and calf's compared, 5.
 larded, 381.
 minced, 123.
 mock pâté de foie gras, 180, 181.
 salmi of, 381.
 Lizzie's flannel-cakes, 68.
 Loaf bread, time for baking, 747.

- Loaf cake, chocolate, 266.
 plain, 275.
 frosting for, 278.
 time for baking, 728.
 sponge, time for baking, 728.
 salmon, 99.
- Lobster à la Newburg, 154, 347.
 and champignons (mushrooms),
 156.
 baked in shell, 346.
 bisque, 315.
 boiled, time for cooking, 726.
 broiled in shell, 346.
 canned, to prepare for use, 155.
 creamed, 154.
 croquettes, 189.
 curry of, 154.
 cutlets, 98, 154.
 deviled, 155.
 salad, 226.
 sandwiches, 219.
 sauce, 355.
 scalloped, 155.
 in shells, 347.
 timbales, 154.
- "Long" clam chowder, 334.
- Luncheon, appetizers for, 221.
 cakes for, 258.
 cheese-dishes for, 198.
 dishes for, 145.
 en famille, 143.
 formal, manner of serving, 667.
 menus for, 666, 667.
 to set table for, 666.
 fruits for, 241.
 manner of waiting, 20, 21.
 to set table for, 20, 21, 666.
 vegetables for, 207.
- Lyonnaise potatoes, 131, 472.
- MACARONI, à la Napolitaine, 459.
 and chicken, 457.
 and chicken croquettes, 190.
 and creamed chicken, 197.
 and oysters, 151.
 and tomatoes, 457.
 baked, 456.
 boiled, time for cooking, 727.
 creamed, 456.
 in cheese shell, 203.
 piquante, 458.
 pudding, 535.
 rissoles, 458.
 soup, 332.
 spaghetti with Swiss cheese, 458.
 tomatoes stuffed with, 492.
- Macaroni with cheese sauce, 457.
 Macaroon Charlotte Russe, 563.
 ice cream, 584.
 mousse, 584.
 Macaroons, 574.
 almond, 284.
 coconut, 284.
 whipped cream with, 561.
 Macedoine salad, 231.
 Mackerel, fresh, baked, 343.
 salt, boiled, 105.
 broiled, 105.
 Madeira sauce, 554.
 wine, temperature to serve at,
 673.
 Maître d'hôtel sauce, 356.
 Mange in cats, to cure, 701.
 Mangoes, stuffed, 635.
 peach, 647.
 Maple candy, 590.
 caramels, 590.
 frappé, 583.
 fudge, 591.
 nut candy, 602.
 sauce, hot, for vanilla ice cream,
 582.
 Maraschino sauce, 553.
 Marble cake, 276.
 Marble, to clean, 699, 711.
 Marguerites, 613.
 Marinate, To, defined, 723.
 Marketing, 3.
 choosing meats, 3, 4.
 choosing poultry, 5.
 Marmalade, grape, 622.
 lemon, 623.
 omelet with, 248.
 orange, 622.
 peach, 623.
 sandwiches, 218.
 Marrons, defined, 721.
 with whipped cream, 561.
 See Chestnuts.
 Marshmallow filling, 279.
 layer cake, 274.
 filling for, 275.
 Marshmallows, 601.
 chocolate, 595.
 Martinia pickles, 636.
 Mary's crullers, 294.
 favorite pudding, 526.
 Maryland terrapin, 158.
 Match marks, to remove, 695.
 Matzoon, 657.
 Mayonnaise, defined, 721.
 dressing, 225.

- Mayonnaise dressing, curdled, to save, 716.
salmon, 162, 228.
sardine, 228.
- Mead, 659.
- Meal-and-flour porridge, 44.
- Meals, announcing, 22.
- Measures and weights, 724.
- Meat, buying, 3.
for breakfast, 110.
how to keep, 7.
how to select, 3, 5.
kinds, 3, 4, 5.
mince, baked, 171.
savory, 169.
turnover, 174.
pies, beef and potato, 391.
beef and tomato, 391.
beefsteak, 392.
cottage, 181.
ham and chicken, 390.
kidney, 392.
mutton chop, 393.
pork, English, 394.
New England, 394.
small, 393.
sweetbread, 392.
veal, 390, 391.
chop, 393.
tainted, to sweeten, 12, 13, 696, 716.
time for baking and roasting, 725.
for boiling, 725.
for broiling, 726.
for frying, 726.
to braise, meaning, 723.
tomatoes stuffed with, 491.
tough, to make tender, 13, 695, 696.
ways of cooking, 367.
See Name of meat; Sauces for fish and meat; "Left-overs."
- Melons for breakfast, 40.
nutmeg, pickled, 639.
watermelon-rind pickles, 639.
preserves, 626.
- Menus, defined, 721.
for brown dinner, 675.
for chafing-dish suppers, 678, 679.
for dinners, 669-671.
for evening suppers, 677.
for formal breakfast, 664.
luncheons, 666, 667.
teas, 608, 609.
- Menus for green and white dinner, 674.
for informal teas, 606, 607.
for pink dinner, 674.
for yellow dinner, 676.
- Meringue, defined, 721.
sauce, 552.
- Mexican hot tamales, 411.
kisses, 592.
- Mice and rats, to get rid of, 701.
- Mildew, to remove, 706.
from linen, 716.
- Milk and water biscuits, 61.
- Milk biscuits, 61.
bread, 48.
frosting, 278.
hot, tea cakes, 612.
junket, 567.
coffee, 568.
matzoon, 657.
porridge, 44.
shake, 660.
to prevent curdling in boiling, 716.
to remove from carpet or cloth, 715.
toast, baked, 75.
- Mince, baked, 171.
meat, to make, 508.
pies, 505.
mock, 515.
savory, 169.
turnover, 174.
- Minnehaha cake, 274.
filling for, 274.
- Mint punch, 654.
sandwiches, 219.
sauce, 356.
- Minute pudding, 540.
- Mirrors, to clean, 699, 711.
- Mixed mustard, 651.
- Mocha cake, 273.
filling for, 274.
- Mock casseroles of chicken, 196.
cherry pie (cranberry and raisin), 512.
fried oysters, 483.
mince pie, 515.
pâté de foie gras, 180.
roast chicken, 176.
scalloped oysters, 483.
squabs, 379.
terrapin, 126.
turtle soup, 304, 383.

- Molasses candy**, 592.
 peanut, 598.
 cookies, 288.
 gingerbread, 281.
 stick candy, 593.
 taffy, 593.
 "velvets," 593.
Mold on books, to prevent, 707.
Morphine, antidote for, 712.
Mosquito bites, to draw poison, 707.
Mother's doughnuts, 293.
 gingerbread, 283.
Mousses, defined, 721.
 macaroon, 584.
 raspberry, 584.
 strawberry, 584.
Mucilage, library paste, 695.
Mud stains, to remove from black cloth, 707.
Muffins, baking-powder, time for baking, 727.
 corn-meal gems, 73.
 English, 60.
 crumpets, 60, 61.
 graham, 65.
 gems, 64.
 puffs, 64.
 oatmeal, 63.
 popovers, 65.
 raised, 60.
 rice, 65.
 risen brunette, 63.
 Sally's, 63.
 two-and-two Indian meal, 73.
 whole-wheat, 63.
 yeast, time for baking, 728.
Mulligatawny soup, 308.
Mush, corn-meal, 42, 45.
 fried, and bacon, 111.
Mushroom catsup, 650.
 croquettes, 193.
 omelet, baked, 83.
 sauce for braised tongue, 375.
 for veal steaks, 378.
Mushrooms and beefsteak, 116.
 and broiled sweetbreads, 121.
 and crabs, 156.
 and kidneys, 118.
 and lobsters, 156.
 and minced veal, 172.
 and oysters, 150.
 and scallop of shrimps, 157.
 baked, 213, 460.
 broiled, 135, 459.
 buying, 459.
 dried, and eggs, 213.
Mushrooms, fricasseed, 460.
 fried, 135, 460.
 on toast, 77, 135, 212.
 stewed, 460.
Muskelonge, stuffed, 340.
Mustard, mixed, 651.
 home-made French, 651.
Mutton, best cuts, 3.
 boiled, celery sauce for, 355.
 time for cooking, 726.
 chop pie, 393.
 chops, broiled, time for cooking, 726.
 casserole of, 195.
 French, 3.
 loin, 3.
 curried, 172.
 fat, 697.
 fore-quarter, 3.
 hotch-potch, 380.
 how to carve, 16.
 how to select, 3.
 Irish stew, 182.
 jelly sauce for, 358.
 leg of, roast, sorrel sauce, 385.
 time for cooking, 725.
 boiled, 385.
 minced, 128.
 and tomato toast, 128.
 with tomatoes, 178.
 saddle, roast, time for cooking, 725.
 sandwiches, 215.
 season for, 3.
 shoulder, roast, 386.
 stuffed, baked, time for cooking, 725.
 soup, plain, 386.
 stewed, and peas, 173.
 to make tender, 13.
 tomatoes stuffed with, 491.
 ways of cooking, 385.
 with sauce piquante, 174.
NAPKINS, claret or fruit stains on, 715.
 mildewed, to clean, 716.
Nasturtium salad, 233.
 sandwiches, 217.
Nesselrode pudding, 583.
Nest, sweetbreads in, 170.
Nesting eggs, 84.
New England blueberry pie, 513.
 pork pie, 394.
 pot-roast, 372.
New Jersey baked beans, 434.

- Nonpareil Welsh rarebit, 202.
 Noodles, defined, 721.
 for soup, 332.
 Nougat, 598.
 defined, 721.
 Nut and apple salad, 232.
 and cheese sandwiches, 218.
 and date sandwiches, 217.
 and fig sandwiches, 218.
 and orange salad, 231.
 and potato croquettes, 192.
 and prune jelly, 574.
 cake, 275.
 hermits, 292.
 candies, burnt almonds, creamed, 599.
 creamed English walnut, 597.
 fondant for, 598.
 French cream almonds, 597.
 hickory nut, 602.
 maple, 602.
 molasses walnut, 593.
 nougat, 598.
 peanut, 598.
 peanut brittle, 601.
 molasses, 598.
 peanuts, sugared, 599.
 penotchie, 592.
 walnut creams, 597.
 salad, 240.
 sandwiches, 215.
 Nutmeg melons, for breakfast, 40.
 pickled, 639.
 Nuts, almonds, salted, 612.
 chestnuts, ways of cooking, 450.
 with whipped cream, 559.
 ways of preparing, 496.
 OATMEAL, 42, 43.
 cookies, 285.
 how to keep, 7.
 "left-overs," 43.
 muffins, 63.
 parkin, 263.
 scones, 610.
 Odors from cooking, prevention, 186.
 from decaying vegetables, 6.
 of paint, to get rid of, 704.
 to kill, 703.
 Oil-cloth, to clean, 705.
 Oil paintings, to clean, 703.
 Okra soup, 326.
 Old-fashioned bread pudding, 536.
 sponge cake, 267.
 Olive and cheese sandwiches, 613.
 and egg sandwiches, 613.
 Olive oil pickles, 646.
 sandwiches, 216.
 sauce, 360.
 Olla podrida omelet, 86.
 Omelets, apple sauce, baked, 247.
 aux fines herbes, 83.
 baked, 167.
 bread (baked), 82.
 cachés, 167.
 cheese, 85.
 chicken, 125.
 clam, 83.
 corn, 448.
 English, 82.
 fish, 87.
 ham, 87.
 jam, 247.
 mushroom, baked, 83.
 olla podrida, 86.
 orange, 248.
 oyster, 83.
 parsley, 83.
 potato, 132, 475.
 Queen Mab, 248.
 rice, 86.
 simple, 82.
 soufflé, 247.
 sweet, 542.
 sweet, 247.
 tomato, 493.
 with marmalade, 248.
 with tomato sauce, 82.
 One-egg cake, 277.
 Onion custard, 463.
 sauce, 356.
 soup, cream of, 320.
 French, 312.
 Onions and beefsteak, 116.
 baked, 462.
 boiled, 462.
 time for cooking, 727.
 odors from, how to prevent, 186.
 pickled, 634.
 scalloped, 463.
 stuffed, creamed, 463.
 young, savory, 462.
 stewed, 461.
 Opera caramels, 594.
 Opium, antidote for, 712.
 Orange and banana meringue, 586.
 and cocoanut delight, 567.
 and lemon sherbet, 587.
 and nut salad, 231.
 and pineapple, 245.
 baskets, 579.
 cheese cakes, 517.

- Orange cream, 559.
 custard, 558.
 dumplings, 551.
 fritters, 545.
 jelly, 571.
 juice, iced, 660.
 layer cake, 271.
 filling for, 271.
 marmalade, 622.
 omelet, 248.
 peel, candied, 600.
 pie, 509.
 pudding, baked, 530.
 sauce for, 531.
 boiled, 523.
 steamed, 523.
 salad, 232.
 sauce, 531.
 shortcake, 259.
 soufflé, 543.
 straws, 600.
 Orangeade, frozen, 615.
 Oranges, for breakfast, 38.
 fruit basket, 221.
 Ox-tail soup, 306.
 Oyster bisque, 314.
 canapés, 351.
 cocktails, 150, 221.
 croquettes, 188.
 cutlets, 351.
 forcemeat, baked smelts with, 163.
 fritters, 349.
 gumbo, 311.
 omelet, 83.
 pâtés, 150, 348.
 deviled, 145.
 pie, 150, 349.
 salad, 227.
 sauce, 354.
 sautés, 152.
 scallops, 147, 352.
 soup, 335.
 stuffing, for turkey, 401.
 toast, 77.
 Oyster-plant, boiled, time for cooking, 727.
 croquettes, 193.
 See Salsify.
 Oysters and bacon (pigs in blankets), 151.
 and porterhouse steak, 178.
 and tripe, stewed, 113.
 baked, 151.
 broiled, 146.
 with brown sauce, 146.
 Oysters, creamed, 145.
 and baked, 147.
 curried, 149.
 fricasseed, 145.
 fried, 147.
 in batter, 148.
 mock, 483.
 how to select, 5.
 jumboyla, 350.
 panned, 149.
 and creamed, 149.
 and deviled, 149.
 pickled, 350.
 pigs in blankets, 151.
 raw, 222.
 scalloped, 147.
 mock, 483.
 steamed, 149.
 stewed, 148.
 time for cooking, 726.
 with macaroni, 151.
 with mushrooms, 150.
 with Parmesan cheese, 351.
 PAINT, match marks on, to remove, 695.
 smell of, to get rid of, 704.
 to clean, 699.
 Paintings, oil, to clean, 703.
 Palms, to keep, 703.
 Pancakes, green pea, 464.
 Italian, 548.
 jelly, 549.
 Jersey, 548.
 pea, 209, 464.
 potato, German, 133.
 risen, 548.
 squash, 487.
 See Griddle-cakes.
 Pan-fish, to fry, 98.
 Pans, care of, 9.
 Pantry, supplies for emergencies, 32.
 Paprika, defined, 721.
 Parfait café, 585.
 raspberry, 585.
 Parker house rolls, 55.
 Parkin, 263.
 Parmesan cheese, oysters with, 351.
 Parsley omelet, 83.
 sauce, 359.
 Parsnips, 497.
 boiled, time for cooking, 727.
 Partridges, roast, 416.
 time for cooking, 725.
 Paste, library, 695.

- Pastry, for pies, 503.
time for baking, 728.
- Pâté, defined, 721.
de foie gras, defined, 721.
mock, 180.
- Pâtés, clam, 153.
oyster, 150, 348.
deviled, 145.
spinach, 486.
sweetbread, 170.
- Patent leather, shoes, to keep, 705.
to polish, 705.
- Peach batter pudding, baked, 530.
butter, 621.
dumplings, 550.
fritters, 546.
ice cream, 584, 585.
jam, 621.
jelly, 621, 631.
mangoes, 647.
marmalade, 623.
meringue glacé, 586.
pie, 511.
pie, creamed, 511.
whole peaches, 511.
- preserves, 624.
pudding, canned peaches, 533.
salad, 239.
scallop, 536.
sponge, 560, 565.
tapioca, 560.
trifle, 569.
- Peaches and apples, dried, 244.
brandied, 629.
candied, 629.
canned, 686.
creamed, 246.
evaporated, stewed, 619.
for breakfast, 39.
for dessert, 578.
pickled, sweet, 642.
pickled, unpeeled, sweet, 642.
stewed, 618, 619.
- Peanut and tomato salad, 236.
brittle, 601.
butter, for sandwiches, 613.
candy, 598.
cookies, 287.
crisps, 612.
croquettes, 451.
molasses candy, 598.
sandwiches, 215.
stuffing for roast duck, 497.
- Peanuts, sugared, 599.
- Pears and cream, 246.
care of, 6.
- Pears, dried, stewed, 620.
for breakfast, 39.
gingered, 620.
imitation East India sweetmeats, 626.
preserved, 627.
salad, 236.
seckel, canned, 686.
stewed, 618, 620.
unpeeled, canned, 686.
- Peas and lamb, stewed, 387.
and mutton, stewed, 173.
boiled, time for cooking, 727.
broth (green pea), 329.
dried, care of, 6.
green, ways of cooking, 463.
griddle-cakes, 69.
how to keep, 6.
pancakes, 209.
salad, 240.
soup, cream of, 321.
green pea, 329.
split pea, 324, 328.
See Green peas.
- Penotchie, 592.
- Pepper vinegar, 651.
- Peppernuts, 289, 290.
brown, 290.
German, 289.
icing for, 291.
white, 290.
- Peppers and rice, 467.
buttered rice with, 211.
fried, 133, 465.
green, fried, 133.
pilau of, 211.
stuffed, 133.
- pickled hash, 636.
pickled, Peter Piper's, 635.
scalloped, au gratin, 466.
on half-shell, 467.
stuffed, 133, 466, 635.
with fish, 466.
with giblets, 182.
sweet, and bacon, 112.
and ham, scalloped, 211.
- Perch, fried, 98.
- Peter Piper's pickled peppers, (Pfeffernüsse, 289.
- Philadelphia scrapple, 197.
- Piano keys, to clean, 708.
- Piccalilli, 649.
- Pickerel, baked, 344.
boned, baked, 345.
fried, with cream sauce, 101
- Pickled pepper hash, 636.

- Pickled pork, 399.
 cake, 399.
 to keep sweet, 14.
- Pickles, butternut, 634.
 cherries, 636.
 chow-chow, 641.
 cucumber, 633.
 ripe, 640.
 sliced, 634.
 dill, 647.
 gherkins, 640.
 how to seal jars, 633.
 India relish, 637, 638.
 mangoes, stuffed, 635.
 Martinia, 636.
 nutmeg melon, 639.
 olive oil, 646.
 onion, 634.
 pepper hash, pickled, 636.
 peppers, Peter Piper's, 635.
 stuffed, 635.
 piccalilli, 649.
 red cabbage, 641.
 string beans, 637.
 tomatoes (green), 637.
 utensils to use in making, 633.
 watermelon rind, 639.
 See also, Catsups; Sweet pickles.
- "Pick-up" of fish (left-overs), 164.
- Pie, apple, creamed sweet, 510.
 meringue, 510.
 sliced, 509.
 apple-sauce, creamed, 510.
 Banbury tarts, 518.
 berry, combination, 513.
 blackberry, 513.
 blueberry, New England, 513.
 cherry, 512.
 mock, 512.
 tarts, 517.
 chocolate, 506, 509.
 clam, 350.
 coconut, 508.
 cottage, 181.
 cranberry, 512.
 and raisin, 512.
 tarts, 517.
 crumb, 515.
 currant, 513.
 tarts, 516.
 custard, 509, 516.
 fried tartlets, 518.
 Irish potato, 514.
 lemon cream, 507.
 tarts, 517.
- Pie, lemon tarts with crust, 507.
 without crust, 508.
 mince, 503.
 mock, 515.
 orange, 509.
 cheese cakes, 517.
 oyster, 150, 349.
 pastry for, 503.
 family pie crust, 503.
 puff paste, 503.
 time for baking, 728.
 peach, creamed, 511.
 meringue, 511.
 whole, 511.
 pumpkin, 506, 507.
 raspberry, creamed, 511.
 rhubarb and raisin, 514.
 strawberry, 513.
 sweet potato, 514.
 turnovers, 515.
 vinegar, 516.
 Washington, 515.
 whipped-cream, 514.
 See Game pies; Meat pies; Poultry pies.
- Pièce de résistance, defined, 721.
- Pig, roast, 395.
- Pig's brain croquettes, 190.
 head, Philadelphia scrapple, 197.
 liver, mock pâté de foie gras, 180, 181.
- Pigs in blankets, 151.
- Pigeon pie, 395, 426.
 squabs, broiled, time for cooking, 726.
 mock, 379.
 wild, braised, 421.
 stewed, 421.
- Pilau, defined, 721.
 of chicken, 409.
 of green peppers, 211.
- Pimolas, defined, 722.
- Pineapple and orange, 245.
 and raspberries, 578.
 and strawberries, 579.
 candied, 600.
 Charlotte, 561.
 pickled, 578.
 preserves, 629.
 pudding, 529.
 snow, 562.
- Pink pudding, 566.
- Piquante, defined, 722.
 sauce, 95, 174, 458.
- Pistachio, defined, 722.

- Pistachio ice cream, 583.
 Planked shad, 94.
 Plant-lice, to get rid of, 704.
 Plants, palms, to keep, 703.
 Plum, Bavarian ice cream, 589.
 butter, 621.
 preserves, 627.
 pudding, baked, 530.
 boiled, 520.
 steamed, 520.
 Plums, canned, 687.
 stewed, 619.
 sweet pickles, 643.
 Poisons, antidotes for, 712.
 Poke stalks, 467.
 Polenta and bacon, 111.
 defined, 722.
 Polish, for floors, 710.
 for table, 108.
 Polly's pudding, 539.
 Poor man's pudding, 533.
 Popcorn balls, 599.
 creamed, 599.
 Popovers, 65.
 Pork and beans, 212, 433.
 time for baking, 725.
 cake, 269.
 chine, braised with apples, 396.
 chops, broiled, 113.
 cutlets, broiled, 114.
 curried, 114.
 "Frankfurters," 113.
 fresh, bad for invalids and chil-
 dren, 4.
 season for, 4.
 how to select, 4.
 Philadelphia scrapple, 197.
 pickled, 399.
 to keep sweet, 14.
 pie, English, 394.
 New England, 394.
 pies, small, 393.
 roast, 396.
 apple sauce for, 358.
 best cuts for, 4.
 time for cooking, 725.
 roast pig, 395.
 sausages and apples, 113.
 sausages, home-made, 113.
 spare-ribs, broiled, 114.
 tenderloins, 397.
 See Bacon; Ham; Sausages.
 Porridge, meal-and-flour, 44.
 milk, 44.
 oatmeal, 42, 43.
 Port wine, sauce, 360.
 temperature to serve at, 673.
 Porterhouse steak, how to select, 4.
 with oysters, 178.
 Potage, defined, 722.
 Potato and cheese, casserole of, 195.
 and fish croquettes, 191.
 and nut croquettes, 192.
 balls, 476.
 biscuits, 62.
 cake, 260.
 chips, 207, 475.
 croquettes, 132, 191, 470.
 drop cakes, 208.
 dumplings, 475, 476.
 fritters, 471.
 hash, fried, 473.
 hillock, 474.
 omelet, 132, 475.
 pancakes, German, 133.
 pie, 514.
 puff, 208.
 purée, 322.
 salad, 230.
 hot, 237.
 scallop, 207, 471.
 soufflé, 470.
 soup, browned, 325.
 cream of, 320.
 savory, 325.
 sponge bread, 46.
 strips, 208.
 Potatoes, à la duchesse, 472.
 à la Lyonnaise, 131, 472.
 and corn ("left-over"), 473.
 au gratin, 475.
 baked, 469.
 time for cooking, 728.
 block, 136.
 boiled, 469.
 au naturel, 469.
 time for cooking, 727.
 browned, 469.
 care of, 6.
 chopped, sautés, 132.
 creamed, brown, 473.
 French fried, 475.
 fried, time for cooking, 726.
 fried whole, 132.
 hashed, browned, 131, 207, 476.
 hashed, creamed and brow-
 ned, 131.
 Kartoffelkösse (potato b-
 read), 476.
 Lyonnaise, 131, 472.

- Potatoes mashed, 474.**
 new, with cream sauce, 469.
 on half-shell, 208, 470.
 Parisienne, 474.
 Saratoga chips, 207, 475.
 savory, 473.
 scalloped, 207, 471.
 stewed, 131, 471.
 stuffed, 470.
 with cheese sauce, 474.
 See Sweet potatoes.
- Pot-pie, chicken, 389.**
 rabbit, 425.
 squirrel, 425.
- Potpourri, 693.**
 defined, 722.
- Pot-roast of beef, 369.**
 family, 372.
 New England, 372.
- Pots, care of, 9.**
- Poultry, giblets, mock paté de foie gras, 180.**
 how to carve, 16.
 how to make tender, 13.
 how to select, 5.
 mince turnover, 174.
 pies, chicken, 388.
 and ham, 390.
 cold, 389.
 pot pie, 389.
 fowl, 389.
 pigeon, 395.
 See Chicken; Ducks; Goose;
 Pigeon; Turkey.
- Pound cake, 265.**
 trifle, 569.
- Poverty cake, 270.**
- Preserves,**
 apple butter, 621.
 sauce, 619.
 berry jam, 622.
 cherry, 628.
 chestnuts, 624.
 citron rind, 624.
 crabapples, 628.
 ginger root, 627.
 grape marmalade, 622.
 grapes (green), 628.
 how to keep, 7.
 imitation East India sweetmeats, 626.
 lemon marmalade, 623.
 orange marmalade, 622.
 peach, 624.
 butter, 621.
- Preserves, peach, jam, 621.**
 marmalade, 623.
 peaches, brandied, 629.
 candied, 629.
 pears, 627.
 gingered, 620.
 pineapple, 629.
 plum butter, 621.
 plums, 627.
 rhubarb, 626.
 stewed, 620.
 strawberry (whole), 625.
 tomato (ripe), 625.
 tutti-frutti, 623.
 watermelon rind, 626.
 See Canned fruits; Jam; Jelly;
 Marmalade; Name of fruit.
- Prunes and nut jelly, 574.**
 Charlotte, 559.
 for breakfast, 41.
 pudding, baked, 528.
 boiled, 522.
 soufflé, 543.
 steamed, 243.
 stewed, 243.
- Prunelles and sultanas, stewed, 244.**
- Puddings,**
 apple and tapioca, 529.
 boiled, 519.
 meringue, 537.
 puff, 541.
 apple, soufflé, 541.
 steamed, 518.
 apricot, boiled or steamed, 525.
 baked Charlotte, 537.
 banana soufflé, 544.
 batter, steamed, 522.
 bird's nest, 540.
 blackberry, baked, 531.
 boiled, 519.
 boiled, 518.
 bread and date, 536.
 and fig, baked, 535.
 and milk, 538.
 crumb, 535, 538.
 old-fashioned, 536.
 soufflé, 543.
 Brown Betty, 532.
 cabinet, 527.
 cherry, baked, 531.
 batter, steamed, 527.
 roly-poly, 527.
 chestnut, 450.
 chocolate, 537.
 soufflés, 544.

Puddings, Clonduff, 544.
 cocoanut soufflé, 542.
 corn, 445, 446.
 cornstarch, 538.
 hasty, 526.
 cottage, 535.
 raspberry, 531.
 cracker, 540.
 cranberry, 519.
 date and bread, 536.
 East Indian, 526.
 fig, 520, 521.
 and bread, 535.
 and raisin, 521.
 fruit, baked, 529.
 boiled, 524.
 frumenty, 540.
 German, 533.
 gooseberry, 525.
 hominy, plain, 454.
 huckleberry, 522.
 Indian, baked, 534.
 boiled, 521, 522.
 lemon soufflé, 543.
 macaroni, 535.
 Mary's favorite, 526.
 minute, 540.
 Nesselrode, 583.
 orange, baked, 530.
 sauce for, 531.
 boiled, 523.
 orange soufflé, 543.
 steamed, 523.
 peach batter, 530.
 canned, 533.
 scallop, 536.
 tapioca, 560.
 pineapple, 529.
 plum, baked, 530.
 boiled, 520.
 steamed, 520.
 Polly's, 539.
 poor man's, 533.
 prune, baked, 528.
 boiled, 522.
 soufflé, 543.
 queen of, 536.
 raisin, 523.
 raspberry cottage, 531.
 rhubarb, 532.
 soufflé, 542.
 rice and cheese, 198, 211.
 as a vegetable, 481.
 custard, 532.
 savory, 481.

Puddings, rice, soufflé, 542.
 with eggs, 539.
 with milk and eggs, 543.
 without eggs, 539.
 sago, 541.
 Sally's, 524.
 sauces for, 552.
 snow, 564.
 squash, 538.
 steamed, time for cooking, 727.
 suet, 525.
 sweet omelet soufflé, 542.
 tapioca and apple, 529.
 and raisin, 530.
 time for baking, 727.
 for steaming, 727.
 tipsy, 570.
 turkey and sausage, 403.
 Yorkshire, 367.
 See also, Baked puddings; Boiled puddings; Steamed puddings; Custards; Soufflés; Sauces for puddings.

Puffs, apple, 541.
 cheese, 199.
 cream, 573.
 cocoanut, 288.
 filling for, 288, 573.
 graham, 64.
 paste for, 503.
 potato, 208.
 spinach, 485.
 sweet potato, 209, 478.

Pumpkin pie, 506, 507.

Punch, mint, 654.
 strawberry, 654, 659.
 tea, 654.

Purée, defined, 722.
 green pea, 324, 325.
 potato, 322.

QUAIL, broiled, 130, 417.
 time for cooking, 726.
 in paper cases, time for cooking, 726.
 pie, 425.
 roasted, 417.

Queen Mab omelets, 248.

Queen of puddings, 536.

Quick biscuits, 61.
 doughnuts, 293.
 Sally Lunn, 61.
 waffles, 66.

Quince jelly, 630.

Quinces, canned, 688.

- RABBITS**, barbecued, 129, 418.
 Belgian hares, 420.
 broiled, 129.
 casserole of, 419.
 pie, 424.
 pot-pie, 425.
 roast, 418.
 smothered, 129.
 stewed, 419.
- Ragout**, defined, 722.
 of beef, savory, 373.
 of turkey, 403.
- Raised apple biscuits**, 56.
 muffins, 60.
- Raisin and cranberry pie**, 512.
 and fig pudding, 521.
 and rhubarb pie, 514.
 and tapioca pudding, 530.
 bread, 268, 611.
 filling, 280.
 gingerbread, 282.
 pudding, 523.
 sandwiches, 217.
- Raisins and rhubarb**, 241.
 sultanas and prunelles, stewed, 244.
- Ramakins**, 200.
 defined, 722.
- Range**, construction of, 712.
 how to build fire in, 713, 714.
 screen for, 138.
- Rarebit**, nonpareil Welsh, 202.
- Raspberries and cream**, 246.
 and pineapple, 578.
 canned, 688.
 for breakfast, 39.
- Raspberry and currant ice-cream**, 589.
 cordial, 661.
 cottage pudding, baked, 531.
 cream sponge, 562.
 dumplings, 549.
 float, 560.
 ice cream, 583.
 jam, 623.
 Banbury tarts, 518.
 jelly, 572.
 juice, frozen, 615.
 meringue glacé, 586.
 mousse, 584.
 parfait, 585.
 pie, creamed, 511.
 trifle, 569.
 vinegar, 655.
 cats and mice, to get rid of, 701.
- Receptions**, afternoon, menus for, 608, 609.
 evening. See Evening suppers.
- Réchauffé**, defined, 722.
 of beef, à la jardinière, 368.
- Red cabbage pickle**, 641.
 raspberry jam, 623.
 snapper, baked, 337.
 boiled, 337.
 cutlets, 98.
 soup, 333.
 steamed, 338.
- Refrigerator**, ants in, to get rid of, 716.
- Relish**, India, 637, 638.
- Remedies**. See Home remedies.
- Rennet**, form of to use, 567.
- Rhubarb and dates**, 241.
 and figs, 241.
 and raisin pie, 514.
 and raisins, 241.
 canned, 626, 687.
 fritters, 546.
 jelly, 631.
 preserved, 626, 687.
 pudding, 532.
 soufflé, 542.
 spiced, 646.
 stewed, 241, 620.
 for breakfast, 41.
 trifle, 570.
 wine, 655.
- Rib-ends of beef**, 369.
- Rice and cheese pudding**, 198, 211.
 and liver, casserole of, 195.
 and minced lamb, 173.
 and peppers, 467.
 and tomato croquettes, 480.
 and tomato soup, 330.
 and veal broth, 305.
 blanc mange, 570.
 boiled, 43, 44, 479.
 time for cooking, 727.
 to serve with curry, 172.
 with milk and egg, 543.
 with tomato sauce, 480.
 buttered, 209, 479.
 with peppers, 211.
 cheese, 199.
 croquettes, 190, 480.
 custard, 557.
 puddings, 532.
 frumenty, 540.
 griddle-cakes, 68.
 jelly, 572.

- Rice, molded, 481, 482
 muffins, 65.
 omelet, 86.
 pilau of green peppers, 211.
 pudding, as vegetable, 481.
 savory, 481.
 with eggs, 539.
 without eggs, 539.
 savory, 480.
 souffle, 542.
 soup, savory, 326.
 Spanish, 482.
 steamed, time for cooking, 727.
 timbales, 482.
 time for steaming, 727.
 tomatoes stuffed with, 492.
 waffles, 65.
 water, uses for, 698.
 ways of cooking, 479.
- Ricebird pie, 425.
- Risen brunette muffins, 63.
 pancakes, 548.
 waffles, 65.
- Rissoles, defined, 722.
 macaroni, 458.
- Risotto, defined, 722.
- Roasting fish and meats, time for, 725.
- Roasts, claret or Bordelaise sauce to accompany, 357.
 how to select, 4.
- Roe, caviar crisps, 222.
 in saucers, 162.
 strips, 162.
 herring (smoked), grilled, 106.
 of shad, broiled, 96.
 croquettes, 97.
 fried, 96.
 scaloped, 96.
- Rolls, breakfast, 54, 55.
 currant buns, 59.
 French, 58.
 fruit, 59.
 hot cross buns, 59.
 jelly, 270.
 Parker house, 55.
 stuffed, 612.
 time for baking, 728.
 Vienna, 56.
- Roly-poly, cherry, 527.
- Roquefort, defined, 722.
- Rose jar, 693.
 mange, 566.
 pillow, 694.
- Rôti, defined, 722.
- Roulade, defined, 722.
 of beef, 178.
- Roulettes, almond, 547.
- Round steak, mock roast chicken, 176.
 pie, 392.
- Roux, defined, 722.
- Rust on tinware, to prevent, 718.
 to remove, 703.
- Rugs, white fur, to clean, 698.
- Rump steak and tomatoes, 177.
 stewed, 177.
- Rusk, dried, 57.
- Russet shoes, to clean, 706.
- Rye and Indian bread, 50.
 bread, old-fashioned, 50.
- SAGO and veal broth, 305.
 pudding, 541.
 soup, cream of, 322.
- Salad dressing, boiled, 226, 228.
 cream, 225.
 French, 225.
 mayonnaise, 225.
 curdled, to save, 716.
 sour cream, 225.
- oil, how to select, 225.
 sandwiches, 216.
- Salads, 224.
 apple and celery, 232.
 and cress, 238.
 and nut, 232.
 asparagus, 237.
 and shrimp, 237.
 banana, 238.
 bean and beet, 232.
 beet, 230.
 cabbage, 233.
 cream, 441.
 cauliflower, 230.
 celery, and sweetbreads, 239.
 cherry, 239.
 chicken, 226.
 clam, 236.
 cold-slaw, 233.
 crab, 226.
 and tomato, 227.
 cucumber, 234.
 and sandwiched toast, 206.
 cucumbers with lemon juice, 234.
 daisy, 234.
 dandelion, 233.
 egg, boiled dressing, 228.
 sardine mayonnaise, 228.
 endive, 237.

- Salads, fruit, 231.
 green bean, 240.
 ham, 235, 239.
 Lenten, 238.
 lettuce and tomato, 229.
 simple, 229.
 lobster, 226.
 macedoine, 231.
 nasturtium, 233.
 nut, 240.
 orange, 232.
 and nut, 231.
 oyster, 227.
 pea, 240.
 peach, 239.
 pear, 236.
 potato, 230.
 hot, 237.
 sardine, 228.
 shrimp, 227.
 and tomato, 227.
 and tomato aspic, 227.
 spinach, 238.
 strawberry, 238.
 sweetbread and cucumber, 237.
 tomato and corn, 235.
 and peanut, 236.
 aspic, 235.
 iced, 236.
 tomatoes and whipped cream,
 235.
 tongue, 235.
 turkey, 226.
 using knife to cut, 229.
 veal, 239.
 water cress, 230.
 Sally Lunn, 57.
 quick, 61.
 Sally's muffins, 63.
 pudding, 524.
 Salmi, defined, 722.
 of duck, creole, 405
 of goose, 414.
 of liver, 381.
 Salmon, baked, 344.
 time for baking, 725.
 bisque, 317.
 boiled, time for cooking, 726.
 croquettes, 99.
 curried, 162.
 cutlets, 98.
 loaf, 99.
 mayonnaise, 162, 228.
 sandwiches, 216.
 scalloped, 99, 163.
 smoked, broiled, 106.
 Salmon, smoked, fried, 106.
 steaks, broiled, 98.
 trout, baked, cream gravy, 345.
 boiled, 344.
 Salsify croquettes, 193.
 fritters, 483.
 mock fried oysters, 483.
 scalloped (mock scalloped oys-
 ters), 483.
 stewed, 483.
 time for cooking, 727.
 Salt mackerel, boiled, 105.
 broiled, 105.
 pork, cake, 269.
 to prevent hardening of, 7.
 use in preserving eggs, 6.
 Salted almonds, 612.
 Salt-rising bread, 51, 52.
 Samp. See Hominy.
 Sand cookies, 287.
 Sandwiched toast, 206.
 Sandwiches, anchovy, 220.
 beef, 215.
 brunette, 214.
 cheese and olive, 613.
 and nut, 218.
 chicken, 214.
 and ham, 613.
 chocolate, 217.
 club, 220.
 cottage cheese, 214, 216.
 cream cheese for, 613.
 date and nut, 217.
 egg, 215.
 and olive, 613.
 fig, 218.
 and nut, 218.
 ginger, 218.
 ham, 214.
 hot, 219.
 hash, 217.
 how to cut bread for, 214.
 lamb, 215.
 lettuce, 218.
 and cream cheese, 614.
 brunette, 214.
 lobster, 219.
 marmalade, 218.
 mint, 219.
 mutton, 215.
 nasturtium, 217.
 olive, 216.
 peanut, 215.
 peanut butter for, 613.
 raisin, 217.

- Sandwiches, salad, 216.
 salmon, 216.
 sardine, 216.
 sweetbread, 219.
 tomato, 220.
 tongue, 219.
 walnut, 215.
 water cress, 216.
 Saratoga chips, 207, 475.
 Sardine eggs, 160.
 mayonnaise, 228.
 salad, 228.
 sandwiches, 216.
 toast, 76.
 Sardines, baked, 159.
 sauce for, 159.
 broiled, 159.
 canapés of, 159.
 grilled, 160.
 how to buy and prepare for use,
 158.
 in cups, 160.
 Sarsaparilla wine, 659.
 Sauce, apple, 358, 619.
 cold, 242.
 hot, 242.
 pie, creamed, 510.
 apples and peaches, dried, 244.
 cheese, for potatoes, 474.
 piquante, for macaroni, 458.
 tartare, for artichokes, 431.
 Sauces for fish and meat, anchovy,
 355.
 apple, 358.
 Béarnaise, 357.
 Béchamel, 354.
 Bordelaise, 357.
 bread, 356.
 brown, 353.
 for broiled oysters, 146.
 caper, 356.
 cauliflower, 359.
 celery, 355.
 champagne, 359.
 cider, 359.
 claret, 357.
 cranberry, 358.
 cream, 101.
 cucumber, cream, 357.
 plain, 357.
 drawn butter ("white sauce"),
 353.
 egg, 353.
 for boiled fresh codfish, 341.
 Espagnole, 358.
 for baked sardines, 159.
 Sauces for fish and meat,
 for baked sea bass, 339.
 baked shad, 340.
 braised tongue, 374, 375.
 fried tripe, 115.
 oyster cocktails, 221.
 stuffed sea bass, 340.
 giblet, 359.
 Hollandaise, 354.
 horseradish, 355.
 imitation caper, 360.
 jelly, 358.
 lemon, 97.
 lobster, 355.
 maître d'hotel, 356.
 mint, 356.
 mushroom, for braised tongue,
 375.
 for veal steaks, 378.
 olive, 360.
 onion, 356.
 oyster, 354.
 parsley, 359.
 piquante, 95, 174.
 port wine, 360.
 sherry, 176.
 shrimp, 355.
 for baked sea bass, 339.
 sorrel, 385.
 soubise, 356.
 tartare, 353.
 tomato, 356.
 for breaded tongue, 181.
 "white" (drawn butter), 353.
 See Catsups.
 Sauces for ice-cream, chocolate, 581.
 maple, hot, 582.
 strawberry, 582.
 Sauces for puddings, 552.
 apricot, 553.
 brandy, liquid, 554.
 canned fruit, 552.
 caramel, 552.
 chocolate, 551.
 claret, 554.
 cream, 551.
 foamy, 553.
 hard, 552.
 jelly, 553.
 lemon, 552.
 Madeira, 554.
 Maraschino, 553.
 meringue, 552.
 orange, 531.
 strawberry, 554.
 vanilla, 532, 553.

- Sauces for puddings, whipped**
 cream, plain, 554.
 wine, liquid, 555.
- Sausage dressing, for turkey, 401.**
- Sausages and apples, 113.**
 "Frankfurters," 113.
 home-made, 113.
- Sauterne, temperature to serve at, 673.**
- Sautés, beans, 435.**
 carrot, 442.
 defined, 722.
 kidney, 120.
 oyster, 152.
 potato, chopped, 132.
 tomatoes, green, 213.
 turnips and carrots, 495.
 savory chestnuts, 497.
- Scalds and burns, lard and soot ointments for, 187.**
 use of soda, 13.
- Scalloped dishes, time for baking, 728.**
- Scallops, chowder, 334.**
 curried, 104.
 fried, 103.
- Scalpion, defined, 722.**
- Scones, defined, 722.**
 oatmeal, 610.
 tea, 610.
- Scotch broth, 386.**
 shortcake, 259.
- Scrapple, Philadelphia, 197.**
- Scraps, bones of cooked meat, for stock, 697.**
 of bread, to keep, 7.
 to use, 696.
 of crackers, to use, 697.
 of meat, cottage pie, 181.
 dripping made from, 696.
 See "Left-overs."
- Sea bass, baked, 339.**
 shrimp sauce for, 339.
 stuffed, 339.
- Sealing-wax for jars and bottles, 633.**
- Seckel pears, canned, 686.**
- Serving and waiting table, 18.**
- Shad, baked, 340.**
 broiled, with sauce piquante, 94.
 time for cooking, 726.
 creamed, 164.
 croquettes, 95.
 fried, 95.
 planked, 94.
 roe, broiled, 96.
 croquettes, 97.
 fried, 96.
- Shad roe, fried, 96.**
 scalloped, 96.
 scalloped, 96.
- Shalot, defined, 722.**
- Shellfish,**
 clam bisque, 315.
 chowder, 333.
 cocktails, 351.
 fritters, 103.
 pâtés, 153.
 pie, 350.
 salad, 236.
 soup, 334.
 wafers, 222.
- clams, creamed, 152.**
 deviled, 102, 153.
 fried, 102.
 on toast, 102.
 raw, 222.
 roasted, 152.
 scalloped, 103, 152.
- crab and tomato salad, 227.**
 bisque, 315.
 cutlets, 98.
 salad, 226.
 soup, 335.
- crabs and champignons (mushrooms), 156.**
 deviled, 155.
- en coquille, 156.**
 fricassee, 348.
 soft-shell, broiled, 345.
 fried, 104, 346.
- lobster à la Newburg, 154, 347.**
 and champignons (mushrooms), 156.
 baked in shell, 346.
 bisque, 315.
 boiled, time for cooking, 726.
 broiled in shell, 346.
 canned, preparing for use, 155.
 creamed, 154.
 croquettes, 189.
 curry of, 154.
 cutlets, 98, 154.
 deviled, 155.
 salad, 226.
 sandwiches, 219.
 sauce, 355.
 scalloped, 155.
 in shells, 347.
 timbales, 154.
- oyster bisque, 314.**
 canapés, 351.
 cocktails, 150, 221.
 croquettes, 188.

- Shellfish, oyster, cutlets, 331.
 cutlets, 351.
 fritters, 349.
 gumbo, 311.
 pâtés, 150, 348.
 deviled, 145.
 pie, 150, 349.
 salad, 227.
 sautés, 152.
 scallops, 147.
 soup, 335.
 oysters and bacon (pigs in blankets), 151.
 baked, 151.
 broiled, 146.
 with brown sauce, 146.
 creamed, 145.
 and baked, 147.
 curried, 149.
 fricasseed, 145.
 fried, 147.
 in batter, 148.
 mock, 483.
 jumboyla, 350.
 paned, 149.
 and creamed, 149.
 and deviled, 149.
 pickled, 350.
 pigs in blankets, 151.
 raw, 222.
 scalloped, 147.
 mock, 483.
 steamed, 149.
 stewed, 148.
 with macaroni, 151.
 with mushrooms, 150.
 with Parmesan cheese, 351.
 scallops, chowder, 334.
 curried, 104.
 fried, 103.
 shrimp and asparagus salad, 237.
 and tomato salad, 227.
 gumbo, 311.
 salad, 227.
 and tomato aspic, 227.
 shrimps and eggs, 158.
 battered, 157.
 curried, 157.
 en coquille, 157.
 preparing for use, 157.
 scallop of, and mushrooms, 157.
 Sherbet, berry, 587.
 lemon-and-orange, 587.
- Sherbet, plain (lemonade), 655.
 See Frappés; Ice.
 Sherry sauce, 176.
 wine, temperature to serve at, 673.
 Shirred eggs, 88.
 Shoes, patent-leather, to keep, 705.
 to polish, 705.
 russet, to clean, 706.
 to keep from cracking, 703.
 Shortcake, currant, 258.
 huckleberry, 258.
 orange, 259.
 Scotch, 259.
 strawberry, cold, 259.
 hot, 258.
 Shrimp and asparagus salad, 237.
 and tomato salad, 227.
 gumbo, 311.
 salad, 227.
 and tomato aspic, 227.
 sauce, 355.
 for baked sea bass, 339.
 Shrimps and eggs, 158.
 battered, 157.
 en coquille, 157.
 preparing for use, 157.
 scallop of, and mushrooms, 157.
 Sick-room cookery.
 See Invalids, Dishes for.
 Silk, to remove milk from, 715.
 white, to clean, 699.
 Sillibub, strawberry, 571.
 Silver cake, 266.
 Sink, care of, 11.
 Sirloin steak, how to select, 4.
 Skin, tonic for, 707.
 Slippery-elm tea, 662.
 cough candy, 603.
 Small birds, broiled, 130.
 Small cakes, 284.
 Alma's drop cakes, 287.
 anise cakes, 291.
 cookies, auntie's, 285.
 caraway, 286.
 currant, 285.
 eggless, 292.
 Fannie's, 287.
 German almond, 286.
 molasses, 288.
 lemon, 286.
 oatmeal, 285.
 peanut, 287.
 plain, 292.
 sand, 287.

- Small cakes, cookies, spice, 286.**
 sponge, 286.
 vanilla, 288.
cream puffs, cocoanut, 288.
 filling for, 288.
ginger jumbles, 289.
gingersnaps, 289.
hermits, 292.
macaroons, 574.
 almond, 284.
 cocoanut, 284.
 with whipped cream, 561.
peppernuts (pfeffernüsse), 289,
 290.
 brown, 290.
 German, 289.
 icing for, 291.
 white, 290.
 vanities, 291.
 See Wafers.
Smells, of paint, to get rid of, 704.
 to kill, 703.
Smelts, baked, 163.
 with oyster forcemeat, 163.
 fried, 97.
Smoked beef, chipped, 180.
 roe herring, grilled, 106.
 salmon, broiled, 106.
 fried, 106.
Snipe pie, 425.
Snow pudding, 564.
Soda, to prevent milk curdling in
 boiling, 716.
 to sweeten tainted meat, 12, 13,
 696, 716.
 use for burns and scalds, 13.
 use in cleansing, 10.
 use in cooking, 12.
Soft gingerbread, 282.
 white filling, 279.
Soft-shell crabs, broiled, 345.
 fried, 104, 346.
Sorbet, defined, 722.
Sore throat, slippery-elm tea for, 662.
Sorrel sauce, 385.
 soup, 327.
 bisé, defined, 722.
 auce, 356.
 flés, apple, pudding, 541.
 puff, 541.
 banana, 544.
 cold, 573.
 bread, 543.
 cheese, 200.
 chocolate, 544.
 cocoanut, 542.
Soufflés, defined, 722.
 eggs, baked, 85.
 green pea, 464.
 lemon, 543.
 omelet, 247.
 orange, 543.
 potato, 470.
 prune, 543.
 rhubarb, 542.
 rice, 542.
 spinach, 485.
 sweet omelet, 542.
 See Baked puddings; Custards.
Soups, 303.
 artichoke, 331.
 barley, white, 312.
 bean, 323.
 and tomato, 323, 326.
 Lima, 332.
 mock-turtle, 323.
beef bouillon, 309.
 à la russe, 310.
 juice for invalids, 313.
 tea, 314.
 brown, clear, 306.
 caramel for coloring, 307.
 carrot, 327.
 catfish, 336.
 cauliflower, 328.
 celery, 328.
 chicken, bouillon, 310.
 broth, 336.
 brown, 313.
 cream, 308, 309.
 gumbo, 310-311.
 white, 313.
 clam, 334.
 chowder, 333.
 "long" clams, 334.
 clear, à la royale, 307.
 with poached eggs, 306.
 corn and tomato, 331.
 chowder, 331.
 crab, 335.
 cream of celery, 319.
 croutons for, 333.
 eel, 335.
 egg, 333.
 farmer's chowder, 328.
 Glasgow broth, 307.
 gravy, stock for, 4.
 green pea, 329.
 broth, 329.
 purée, 324, 325.
 Julienne, 311.
 lentil, 329.

- Soups, lettuce, 328.
 Lima bean, 332.
 macaroni, 332.
 mock turtle, 304.
 bean soup, 323.
 mulligatawny, 308.
 mutton, plain, 386.
 noodles for, 332.
 okra, 326.
 onion, French, 312.
 ox-tail, 306.
 oyster, 335.
 gumbo, 311.
 potato, browned, 325.
 purée, 322.
 savory, 325.
 red snapper, 333.
 rice and tomato, 330.
 savory, 326.
 scallop chowder, 334.
 Scotch broth, 386.
 shrimp gumbo, 311.
 sorrel, 327.
 spinach, 328.
 split pea, 324, 328.
 squash, 330.
 stock, 303.
 "left-over," 304.
 white, 304.
 succotash, 327.
 tomato and bean, 323, 326.
 and corn, 331.
 and rice, 330.
 red, 326.
 "turkey rack," 312.
 turnip, 330.
 use of veal knuckle and bones, 4.
 veal and rice broth, 305.
 and sago broth, 305.
 and tapioca, 305.
 vermicelli, 332.
 vegetable, with meat, 322-328.
 without meat, 329-333.
 See Bisques; Bouillon; Broth;
 Cream soups.
 Sour cream cake, 276.
 salad dressing, 225.
 milk corn-bread, 72.
 doughnuts, 293.
 gingerbread, 283.
 griddle-cakes, 69.
 corn-meal, 72.
 Soured dough, to save, 716.
 Southern batter bread, 71.
 egg bread, 71.
- Spaghetti and veal croquettes, 190.
 See Macaroni.
 Spanish rice, 482.
 Spare-ribs, broiled, 114.
 Spice cookies, 286.
 Spiced cranberries, 645.
 currants, 645.
 grapes, 645.
 rhubarb, 646.
 sauces. See Catsups; Sauces for
 fish and meat.
 Spices, how to keep, 7.
 Spinach, à la crème, 485.
 boiled, plain, 484.
 time for cooking, 727.
 pâtés, 486.
 puff, 485.
 salad, 238.
 soufflé, 485.
 soup, 328.
 cream of, 318.
 Split pea soup, 324, 328.
 Sponge cake, boiled, 268.
 cup, 267.
 loaf, time for baking, 728.
 old-fashioned, 267.
 cookies, 286.
 peach, 560.
 strawberry, 567.
 Springleys, or springerlein, 261, 262.
 Squabs, broiled, time for cooking,
 726.
 mock, 379.
 pie, 395.
 Squash, baked, 486.
 boiled, 486.
 time for cooking, 727.
 creamed, 487.
 fritters, 487.
 pancakes, 487.
 pudding, 538.
 scalloped, 487.
 soup, 330.
 Squirrels, barbecued, 423.
 broiled, 422.
 Brunswick stew, 423.
 pie, 424.
 pot-pie, 425.
 roast, 423.
 stew, breakfast, 130.
 stewed, 422.
 Virginia stew, 423.
 Stains, claret, to remove, 715.
 coffee, to remove, 711.
 fruit, to remove, 715.
 grass, to remove, 711.

- Stains, ink, on carpet, to remove,** 704, 715.
 on fingers, to remove, 185.
 mud, to remove from black cloth, 707.
 on hands, to remove, 708.
 tea, to remove, 711.
 washing-fluid, to remove, 702.
- Stale-bread griddle-cakes,** 69.
- Starch for black lawns;** 709.
- Steaks, beef, and mushrooms,** 116.
 and onions, 116.
 and sherry sauce, 176.
 Béarnaise sauce for, 357.
 broiled, 116.
 squash pancakes to accompany, 487.
 time for cooking, 726.
 Chateaubriand, 116.
 croquettes, 192.
 Espagnole sauce for, 358.
 how to select, 4.
 mock roast chicken, 176.
 pie, 392.
 tough, to make tender, 695.
- halibut, baked,** 342.
 with tomatoes, 343.
 broiled, 100.
 fried, 100.
- Hamburg,** 116.
 porterhouse, buying, 4.
 with oysters, 178.
- roulades of beef,** 178.
- rump, and tomatoes,** 177.
 stewed, 177.
- salmon,** 98.
- sirloin, buying,** 4.
 preparation, 4.
- veal, mushroom sauce,** 378.
- venison,** 130, 416.
- Steamed puddings, apple,** 518.
 apricot, 525.
 batter, 522.
 cabinet, 527.
 cherry batter, 527.
 roly-poly, 527.
 cranberry, 519.
 East Indian, 526.
 fig and raisin, 521.
 Mary's favorite, 526.
 orange, 523.
 plum, 520.
 raisin, 523.
 uet, 525.
- Steamed puddings, time for cooking,** 727.
 See Baked puddings; Boiled puddings; Custards; Puddings; Sauces for puddings; Soufflés.
- Steaming, time for,** 727.
- Stew, Brunswick,** 423.
 Irish, 182.
 oyster, 148.
 squirrel, breakfast, 130.
 stock for, bones, 4.
- Stick candy, molasses,** 593.
- Stings, insect, to draw poison,** 707.
 use of ammonia, 13.
- Stock,** 303.
 bones for, 697.
 defined, 723.
 for broth, bones, 3.
 for hash, bones, 4.
 for stew, bones, 4.
 "left-over," 304.
 veal knuckle and bones for, 4.
 white, 304.
- Stove, care of,** 11.
 construction of, 712.
 how to build fire in, 713, 714.
- Strasburg pâté de foie gras, imitation of,** 180.
- Straw hats, to clean,** 709.
- Strawberries and cream,** 246.
 and grapefruit, 246.
 and pineapple, 579.
 canned, 688.
 for breakfast, 39.
 for dessert, 579.
 preserved whole, 625.
- Strawberry Charlotte,** 570.
 float, 560.
 ice-cream, 583.
 jam, Banbury tarts, 518.
 meringue glacé, 586.
 mousse, 584.
 pie, 513.
 punch, 654, 659.
 salad, 238.
 sauce, 554.
 for vanilla ice-cream, 582.
 shortcake, cold, 259.
 hot, 258.
 sillibub, 571.
 sponge, 567.
 surprise (glacé), 586.
 wine, 657.
- String beans, boiled,** 436.
 time for cooking, 727.
 canned, 692.

- String beans, cream, steamed, 436.
 pickled, 637.
 savory, 437.
 succotash soup, 327.
- Stuffing, for ducks, 404.
 for turkey, bread, 400.
 chestnut, 401.
 oyster, 401.
 sausage, 401.
- Succotash, 446.
 soup, 327.
- Suet dumplings, 550.
 pudding, steamed, 525.
- Sugar and butter, to cream, mean-
 ing, 720:
 candy, 591.
 how to keep, 7.
 of lead, antidote for, 712.
- Sugared cherries, 245.
 peanuts, 599.
- Sultanas and prunelles, stewed, 244.
- Sunnybank baked beans, 434.
 crullers, 295.
- Sunshine cake, 271.
- Supper. See Chafing-dish suppers;
 Evening suppers.
- Supreme, defined, 723.
- Surprise, strawberry, 586.
- Sweet corn griddle-cakes, 70.
 omelet soufflé, 542.
 omelets, 247.
 peppers, and bacon, 112.
 and ham, scalloped, 211.
- pickles, 642.
 beets, 644.
 cauliflower, 647.
 crabapples, 643, 644.
 cranberries, spiced, 645.
 cucumber, 643.
 currants, spiced, 645.
 grapes, spiced, 645.
 peaches, 642.
 unpeeled, 642.
 plums, 643.
 precaution in cooking, 642.
 rhubarb, spiced, 646.
 tomato, green, 646.
- potato and chestnut croquettes,
 478.
 bread, 52.
 croquettes, 478.
 fritters, 547.
 pie, 514.
 puff, 209, 478.
- Sweet potatoes and bacon, scallop
 of, 477.
 au gratin, 208, 478.
 baked, 477.
 boiled, 477.
 time for cooking, 727.
 buttered, 478.
 glazed, 477.
- Sweetbread croquettes, 193.
 cutlets, 121.
 pie, 392.
 sandwiches, 219.
- Sweetbreads and cucumber salad,
 237.
 "blanching," 121.
 broiled, 121.
 with mushrooms, 121.
 creamed, 122.
 en nid, 170.
 fried, 121.
 how to select, 5.
 larded, fried, 169.
 roasted, 169.
 pâtés, 170.
 roast, 381.
 timbales, 170.
 with celery salad, 239.
- Sweetmeats, East India, imitation,
 626.
- Swiss fritters, 547.
- Syllabub, strawberry, 571.
- TABLE, breakfast, to set for, 18.
 formal, to set for, 663, 664.
 chafing-dish supper, to set for,
 679.
 dinner, to set for, 21, 22, 669.
 evening supper, to set for, 677.
 heat marks on, to remove, 694.
 luncheon, to set for, 20, 21.
 formal, to set for, 666.
 teas and receptions, to set for,
 607, 608.
 to polish, 108.
- Table-linen, care of, 23.
 claret or fruit stains on, 715.
 mildewed, to clean, 716.
- Tables of weights and measures, 724.
 See also, Time-tables.
- Taffy, molasses, 593.
- Tainted meat, to sweeten,
 696, 716.
- Tamales, hot, Mexican, 41.
- Tapioca and apple puddin'
 529.

- Tapioca and peach pudding, 560.
 and raisin pudding, 530.
 and veal soup, 305.
 cocoanut custard, 557.
 custard, French, 556.
 jelly, 572.
 soup, cream of, 321.
- Tarragon, defined, 723.
- Tartare, defined, 723.
 sauce, 353.
- Tartlets, fried, 518.
- Tarts, Banbury, 518.
 cherry, 517.
 cranberry, 517.
 currant, 516.
 lemon, 517.
 orange cheese cakes, 517.
 sand, 287.
- Tea, apple, 662.
 beef, 314.
 cakes, 610.
 Bristol, 611.
 corn-meal, 611.
 hot milk, 612.
 care of, 6.
 cold, 652.
 dandelion, 658.
 flaxseed, 662.
 frappé, 615.
 hot, 652.
 how to brew for afternoon, 604.
 how to keep, 6.
 punch, 654.
 scones, 610.
 slippery-elm, 662.
 stains, to remove, 711.
 See Afternoon tea.
- Tenderloins, pork, 397.
 how to select, 4.
- Terrapin, imitation (chicken), 126.
 Maryland, 158.
 stewed, 347.
- Thanksgiving citron-cake, 274.
- Timbales, chicken, 168.
 defined, 723.
 egg, 167.
 and cheese, 200.
 lobster, 154.
 rice, 482.
 veetbread, 170.
 me for baking, 728.
 turkey, 168.
 e-tables for cooking, 725-728.
 ware, to keep from rusting, 710.
 y pudding, 570.
- Toast, 75.
 anchovy, 76, 161, 206, 223.
 asparagus on, 427.
 banana, 166.
 brains on, 180.
 brown-bread, 205.
 buttered, 75.
 celery, 206.
 cheese custard, 77.
 clams on, 102.
 cream, 76.
 deviled, 205.
 fried, 76.
 German, 75.
 green pepper, 136.
 ham, 77.
 milk, baked, 75.
 mushrooms on, 77, 135, 212.
 oyster, 77.
 plain, 205.
 sandwiched, 206.
 sardine, 76.
 tomato, 76, 205.
 minced mutton and, 128.
 water, 661.
- Toasted anchovy crackers, 206.
 crackers, 206.
- Tomato and bean soup, 323, 326.
 and corn salad, 235.
 and corn soup, 331.
 and crab salad, 227.
 and lettuce salad, 229.
 and peanut salad, 236.
 and rice croquettes, 480.
 and rice soup, 330.
 and shrimp salad, 227.
 aspic, 235.
 shrimp salad and, 227.
- bisque, 318.
 catsup, 650.
 croquettes, 490.
 cups and saucers, 210.
 farcié, 210.
 fritters, 491.
 omelet, 493.
 preserves, 625.
 salad, iced, 236.
 sandwiches, 220.
 sauce, 356.
 breaded tongue with, 181.
- soup, cream of, 319.
 red, 326.
 toast, 76, 205.
 minced mutton and, 128.
- Tomatoes à la crème, 492.
 and bacon, 135.


- Tomatoes and baked beans, 212.
 and cheese, 199.
 and corn, 447, 491.
 canned, 691.
 scalloped, 447.
 and eggs, 85.
 poached or fried, 492.
 scalloped, 210.
 broiled, 134.
 and bacon, 135.
 canned whole, 689, 690.
 creamed, 489.
 curried, 493.
 fried, 134, 135.
 green, broiled, 135.
 curried, 493.
 fried, 135.
 pickled, 637.
 sweet pickles, 646.
 grilled, 134.
 halibut steak baked with, 343.
 mutton mince with, 178.
 omelets *cachés*, 167.
 raw, 488.
 and cucumbers, 489.
 and whipped cream, 235, 489.
 rump steak and, 177.
 sauté, green, 213.
 scalloped, 490.
 stewed, 489.
 canned, 690.
 time for cooking, 727.
 stuffed, 490.
 with corn, 492.
 with macaroni, 492.
 with meat, 491.
 with rice, 492.
 with whipped cream, 235, 489.
 Tongue, boiled, 373, 375.
 braised, 374.
 sauce for, 374, 375.
 breaded, tomato sauce, 181.
 cold, to use up, 179.
 corned, 376.
 time for cooking, 726.
 Italian entrée, 375.
 jellied, 175.
 lamb's, barbecued, 128.
 minced, and eggs, 81.
 rolls stuffed with, 612.
 salad, 235.
 sandwiches, 219.
 tomatoes stuffed with, 491.
 "Toss-up" of veal, 172.
 Tough beefsteak, ways of cooking, 371.
 Tough meat, to make tender, 13.
 695, 696.
 poultry, to make tender, 13.
 turkey, best way to cook, 493.
 Trifle, peach, 569.
 pound cake, 569.
 raspberry, 569.
 rhubarb, 570.
 Tripe and celery, stewed, 115.
 and oyster, stewed, 115.
 boiled, 114.
 fried, 115.
 sauce for, 115.
 how to buy, 114.
 stewed, 114.
 Trout, baked, cream gravy, 345.
 boiled, 344.
 broiled, time for cooking, 726.
 fried, 98, 345.
 See also, Salmon trout.
 Truffles, defined, 723.
 Turkey and oysters (or mushroom), scalloped, 402.
 and sausage pudding, 403.
 boiled, 403.
 time for cooking, 726.
 croquettes, 126, 189.
 dressing for, 400, 401.
 fillets of, with rice, 401.
 how to carve, 16.
 mince turn-over, 174.
 ragout of, 403.
 roast, 400.
 réchauffé, 402.
 time for cooking, 725.
 rolls stuffed with, 612.
 salad, 226.
 scallops, 126, 197.
 timbales, 168.
 to prepare for cooking, 404.
 ways of cooking, 400.
 wild, 420.
 "Turkey rack" soup, 312.
 Turnips and carrots *sautés*, 495.
 boiled, plain, 494.
 time for cooking, 727.
 care of, 6.
 fried, 494.
 kohlrabi, 495.
 with leaves, 495.
 mashed, 494.
 soup, 330.
 stewed with cream, 49.
 with white sauce, 494.
 Turnovers, 515.

- Turnovers, mince, 174.**
Turtle, fricassee, 348.
 imitation terrapin (chicken), 126.
 Maryland terrapin, 158.
 mock (calf's head), 323.
 soup, mock, 304.
 terrapin, stewed, 347.
Tutti-frutti, 623.
 defined, 723.
 ice cream, 587.
 jelly of canned fruit, 574.
Two-and-two Indian-meal muffins, 73.
UTENSILS, care of, 9.
VANILLA blanc mange, 563.
 cookies, 288.
 ice cream, 581.
 sauce for, chocolate, 581.
 maple, 582.
 strawberry, 582.
 junket, 568.
 sauce, 532, 553.
 Vanities, 291.
Varnish, to clean, 699.
Veal and ham croquettes, 191.
 and macaroni, 457.
 and rice broth, 305.
 and sago broth, 305.
 and spaghetti croquettes, 190.
 and tapioca soup, 305.
 bones for soup, 4.
 breast, à la jardinière, 378.
 roast, 379.
 Brunswick stew, 423.
 chops, broiled, 127.
 fried, 127.
 pie, 393.
 recommended, 4.
 croquettes, 189.
 celery toast with, 206.
 curried, 171.
 cutlets, 377.
 and bacon, 127.
 breaded, 379.
 chops better than, 4.
 fried, 127.
 let, roast, stuffed, 378.
 valantine, 179.
 ow to select, 4.
 rded, 380.
 g, roast, 377.
 raf, 175.
Veal loaf, raw meat, 182.
 mince turnover, 174.
 minced, baked, 171.
 garnished with eggs, 172.
 mock squabs, 379.
 pie, 390, 391.
 pressed, 175.
 roast, best cuts, 4.
 time for cooking, 725.
 salad, 239.
 sandwiches, 216.
 season for, 4.
 shoulder, roast, 377.
 steaks, mushroom sauce, 378.
 toast sandwich, 206.
 "toas-up" of, 172.
 Virginia stew, 423.
 ways of cooking, 377.
 with sauce piquante, 174.
Vegetable soups, with meat, 322.
 without meat, 322.
 See Soups; Name of vegetable.
Vegetables, boiling, time for, 727.
 care of, 6.
 for breakfast, 131.
 for dinner, 427.
 for luncheon, 207.
 green, how to keep, 8.
 how to keep, 6.
 mushrooms, buying, 459.
 rice pudding as, 421.
 ways of cooking artichokes, 430.
 asparagus, 427.
 beans, 433.
 beets, 437.
 cabbage, 438.
 carrots, 441.
 cauliflower, 442.
 celery, 443.
 corn, green, 445.
 eucumbers, 448.
 dandelions, 451.
 eggplant, 452.
 kale, 455.
 mushrooms, 459.
 onions, 461.
 parsnips, 497.
 peas, green, 463.
 peppers, 465.
 poke stalks, 467.
 potatoes, 468.
 salsify, or oyster-plant, 483.
 spinach, 484.
 squash, 486.
 sweet potatoes, 477.

- Vegetables, ways of cooking, tomatoes, 488.
 turnips, 494.
 See Canned vegetables; Name of vegetable.
- Veloute, defined, 723.
 "Velvets," molasses, 593.
- Venison, baked, time for cooking, 725.
 loin, haunch, or leg, 416.
 pie, 426.
 saddle of, 415.
 steak, 130, 416.
- Vermicelli soup, 332.
 See Macaroni.
- Vienna rolls, 56.
- Vinegar, blackberry, 655.
 pepper, 651.
 pie, 516.
 raspberry, 655.
- Virginia beaten biscuits, 62.
 fried chicken, 123.
 stew of squirrels, 423.
 wafers, 611.
- Vol-au-vent, defined, 723.
- WAFERS**, clam, 222.
 graham, 616.
 lemon, 616.
 orange, 616.
 peanut, 616.
 vanilla, 616.
 Virginia, 611.
 water, 269.
- Waffles, corn, 75.
 quick, 66.
 rice, 65.
 risen, 65.
- Waiting and serving, 18.
- Walls, painted, to clean, 699.
- Walnut candy, molasses, 593.
 catsup, 650.
 creams, 597.
 sandwiches, 215.
- Walnuts, Marguerites, 613.
- Wash-bowls, to clean, 695.
- Washing compound, 708.
 for removing stains, 702.
- Washington pie, 515.
- Washstands, marble, to clean, 699.
- Wasp sting, to draw poison, 707.
- Water crackers, 269.
 to clear, 14.
 wafers, 269.
- Watercress and apple salad, 238.
 salad, 230.
 sandwiches, 216.
- Watermelon-rind pickles, 639.
 preserves, 626.
- Wax beans, German, steamed, 436.
- Wax for sealing jars and bottles, 633.
- Weights and measures, 724.
- Welsh rarebit, nonpareil, 202.
- Wheat, preparations of, 42.
- Whipped cream,
 apple snow, 561.
 banana froth, 563.
 Charlotte Russe, 568.
 chestnuts with, 559, 561.
 fruited, 560.
 how to whip, 558.
 macaroon Charlotte Russe, 563.
 marrons with, 559, 561.
 orange and cocconut delight, 562.
 cream, 559.
 peach sponge, 560.
 peach tapioca with, 560.
 pie, 514.
 pineapple Charlotte, 561.
 snow, 562.
 plain, 554.
 prune Charlotte, 559.
 raspberry cream sponge, 562.
 float, 560.
 strawberry float, 560.
 tomatoes with, 235.
 with macaroons, 561.
- White barley soup, 312.
 claret, temperature to serve at, 673.
 fowl soup, 313.
 fur rug, to clean, 698.
 lace, to dry-clean, 701.
 lead, antidote for, 712.
 mountain cake, 273.
 filling for, 273.
 peppernuts, 290.
 roux, defined, 722.
 sauce, 353.
 silk, to clean, 699.
 stock, 304.
 wines, temperature to serve at, 673.
- Whitewash, 693, 709.
- Whole-wheat bread, 48, 49.
 griddle-cakes, 67.
 muffins, 63.

- Whooping-cough, remedy for, 712.
Wild cherry bounce, 656.
pigeons, braised, 421.
stewed, 421.
turkey, 420.
Window-garden, how to make, 108.
Windows, to clean, 699, 711.
Wine, cherry, 654.
dandelion, 658.
ginger, 658.
grape, 656, 657.
jelly, 574.
rhubarb, 655.
sarsaparilla, 659.
sauce, liquid, 555.
Wine, strawberry, 657.
temperature to serve at, 673.
Wintergreen candy, 597.
Wood fires, to build, 713, 714.
Woodcock, broiled, 130.
roast, 416.
Woodenware, care of, 10.
Woodwork, to clean, 699.
Wool, to remove milk from, 715.
YELLOW LACE, to clean, 699.
Yorkshire pudding, 367.
ZINC, to cover tables, 137.
Zwieback, defined, 723.





SCHLESINGER LIBRARY



RS MCWG 8